





Trilogy

PAVIMENTI / GRES A MASSA COLORATA
FLOORS / COLOURED-BODY STONEWARE



CALACATTA WHITE



ONYX LIGHT



MOON BEIGE



SANDY GREY



SKY SMOKE

RIVESTIMENTI / MONOPOROSA IN PASTA BIANCA SMALTATA
WALLS / GLAZED WHITE BODY POROUS SINGLE-FIRED TILES



CALACATTA WHITE



ONYX LIGHT



MOON BEIGE




SANDY GREY



SKY SMOKE

PROTECT
 ANTIBATTERICO - ANTIMICROBIAL

60x120 RECT
 58x116 RECT



90x90 RECT
 88x88 RECT



60x60 RECT
 58x58 RECT



30x60 RECT
 29x58 RECT



35x100 RECT





Pavimento / Floor
Sandy Grey Chevron 9,5x54 Rect



Rivestimento / Wall
Onyx Light 7,5x30 Soft Rect

Rivestimento / Wall
Sky Smoke Mosaico Freccia 30x34,5 Rect





Rivestimento / Wall
Sandy Grey 35x100 Rect
Fusion Sandy Grey 35x100 Rect
Jewel Sandy Grey 35x100 Rect
Pavimento / Floor
Sandy Grey 100x100 Soft Rect



Rivestimento / Wall
Curl Calacatta White 35x100 Rect

Rivestimento / Wall
Swing Onyx Light 35x100 Rect
Onyx Light 35x100 Rect
Pavimento / Floor
Onyx Light 100x100 Lux Rect





Rivestimento / Wall
 Moon Beige 35x100 Rect
 Fusion Moon Beige 35x100 Rect
 Glamour Mix Moon Beige 35x100 Rect
 Sky Smoke 100x300 Lux Rect
 Fusion Sky Smoke 35x100 Rect

Pavimento / Floor
 Moon Beige 58x116 Lux Rect
 Sky Smoke 58x116 Lux Rect



Rivestimento / Wall
Fusion Onyx Light 35x100 Rect

GRES A MASSA COLORATA / COLOURED-BODY STONEWARE

CALACATTA WHITE



SOFT 10 mm

60x120^{RECT} 24"x48"
PGXTY052 A76 ● 222 ■

LUX
58x116^{RECT} 23"x46"
PGXTY002 B09 ● 094 ■



SOFT 10 mm

90x90^{RECT} 36"x36"
PGGTY01 A96 ● 090 ■

LUX
88x88^{RECT} 34^{5/8}"x34^{5/8}"
PGGTYL01 B53 ● 105 ■



SOFT 10 mm

60x60^{RECT} 24"x24"
PGWTY05 A61 ● 220 ■

LUX
58x58^{RECT} 23"x23"
PGWTY00 A92 ● 087 ■



SOFT 10 mm

30x60^{RECT} 12"x24"
PG-TY05 A61 ● 220 ■

LUX
29x58^{RECT} 11^{1/2}"x23"
PG-TY00 A92 ● 087 ■

GRES A MASSA COLORATA / COLOURED-BODY STONEWARE

ONYX LIGHT



SOFT 10 mm

60x120^{RECT} 24"x48"
PGXTY252 A76 ● 222 ■

LUX
58x116^{RECT} 23"x46"
PGXTY202 B09 ● 094 ■



SOFT 10 mm

60x60^{RECT} 24"x24"
PGWTY25 A61 ● 220 ■

LUX
58x58^{RECT} 23"x23"
PGWTY20 A92 ● 087 ■



SOFT 10 mm

30x60^{RECT} 12"x24"
PG-TY25 A61 ● 220 ■

LUX
29x58^{RECT} 11^{1/2}"x23"
PG-TY20 A92 ● 087 ■

GRES A MASSA COLORATA / COLOURED-BODY STONEWARE

MOON BEIGE



SOFT
60x120^{RECT} 24"x48"
PGXTY152 A76 ● 222 ■

LUX
58x116^{RECT} 23"x46"
PGXTY102 B09 ● 094 ■

10 mm



SOFT
60x60^{RECT} 24"x24"
PGWTY15 A61 ● 220 ■

LUX
58x58^{RECT} 23"x23"
PGWTY10 A92 ● 087 ■

10 mm



SOFT
90x90^{RECT} 36"x36"
PGGTY511 A96 ● 090 ■

LUX
88x88^{RECT} 34^{5/8}"x34^{5/8}"
PGGTYL11 B53 ● 105 ■

10 mm



SOFT
30x60^{RECT} 12"x24"
PG-TY15 A61 ● 220 ■

LUX
29x58^{RECT} 11^{1/2}"x23"
PG-TY10 A92 ● 087 ■

10 mm

GRES A MASSA COLORATA / COLOURED-BODY STONEWARE

SANDY GREY



SOFT
60x120^{RECT} 24"x48"
PGXTY352 A76 ● 222 ■

LUX
58x116^{RECT} 23"x46"
PGXTY302 B09 ● 094 ■

10 mm



SOFT
60x60^{RECT} 24"x24"
PGWTY35 A61 ● 220 ■

LUX
58x58^{RECT} 23"x23"
PGWTY30 A92 ● 087 ■

10 mm



SOFT
90x90^{RECT} 36"x36"
PGGTY531 A96 ● 090 ■

LUX
88x88^{RECT} 34^{5/8}"x34^{5/8}"
PGGTYL31 B53 ● 105 ■

10 mm



SOFT
30x60^{RECT} 12"x24"
PG-TY35 A61 ● 220 ■

LUX
29x58^{RECT} 11^{1/2}"x23"
PG-TY30 A92 ● 087 ■

10 mm

GRES A MASSA COLORATA / COLOURED-BODY STONEWARE

SKY SMOKE



SOFT 10 mm

60x120^{RECT} 24"x48"
PGXTY452 A76 ● 222 ■

LUX
58x116^{RECT} 23"x46"
PGXTY402 B09 ● 094 ■



SOFT 10 mm

60x60^{RECT} 24"x24"
PGWTY45 A61 ● 220 ■

LUX
58x58^{RECT} 23"x23"
PGWTY40 A92 ● 087 ■




SOFT 10 mm

30x60^{RECT} 12"x24"
PG-TY45 A61 ● 220 ■

LUX
29x58^{RECT} 11 1/2"x23"
PG-TY40 A92 ● 087 ■

GRES A MASSA COLORATA / COLOURED-BODY STONEWARE

CALACATTA WHITE



10 mm

MOSAICO 36 SOFT
30x30^{RECT} 12"x12"
PGZTY00 B26 ● 216 ■



10 mm

MOSAICO 36 LUX
29x29^{RECT} 11 1/2"x11 1/2"
PGZTYL0 B35 ● 128 ■



10 mm

MOSAICO 36 SOFT
30x30^{RECT} 12"x12"
PGZTY20 B26 ● 216 ■




10 mm

MOSAICO 36 LUX
29x29^{RECT} 11 1/2"x11 1/2"
PGZTYL2 B35 ● 128 ■



10 mm

MOSAICO FRECCIA
30x34,5^{RECT} 12"x13 3/4"
PGZTYE0 B41 ● 140 ■



10 mm

MOSAICO 72 LUX 1
30x30^{RECT} 12"x12"
PGZTY71 B42 ● 140 ■



10 mm

MOSAICO FRECCIA
30x34,5^{RECT} 12"x13 3/4"
PGZTYE2 B41 ● 140 ■



10 mm

MOSAICO OPTIC LUX 1
29x29^{RECT} 11 1/2"x11 1/2"
PGZTY51 B42 ● 140 ■



10 mm

CHEVRON SOFT
9,5x54^{RECT} 3 3/4"x21 1/4"
PGZTYC0 B48 ● 095 ■



10 mm

CHEVRON SOFT
9,5x54^{RECT} 3 3/4"x21 1/4"
PGZTYC2 B48 ● 095 ■



10 mm

SOFT
7,5x30^{RECT} 3"x12"
PGZTYM01 B09 ● 094 ■



10 mm

SOFT
7,5x30^{RECT} 3"x12"
PGZTYM21 B09 ● 094 ■

GRES A MASSA COLORATA / COLOURED-BODY STONEWARE

MOON BEIGE



10 mm

MOSAICO 36 SOFT
30x30^{RECT} 12"x12"
PGZTY10 B26 ● 216 ■



10 mm

MOSAICO 36 LUX
29x29^{RECT} 11 1/2"x11 1/2"
PGZTYL1 B35 ● 128 ■

SANDY GREY



10 mm

MOSAICO 36 SOFT
30x30^{RECT} 12"x12"
PGZTY30 B26 ● 216 ■



10 mm

MOSAICO 36 LUX
29x29^{RECT} 11 1/2"x11 1/2"
PGZTYL3 B35 ● 128 ■

GRES A MASSA COLORATA / COLOURED-BODY STONEWARE

SKY SMOKE



10 mm

MOSAICO 36 SOFT
30x30^{RECT} 12"x12"
PGZTY40 B26 ● 216 ■



10 mm

MOSAICO 36 LUX
29x29^{RECT} 11 1/2"x11 1/2"
PGZTYL4 B35 ● 128 ■



10 mm

MOSAICO FRECCIA
30x34,5^{RECT} 12"x13 3/4"
PGZTYE1 B41 ● 140 ■




10 mm

MOSAICO 72 LUX 2
30x30^{RECT} 12"x12"
PGZTY72 B42 ● 140 ■



10 mm

MOSAICO FRECCIA
30x34,5^{RECT} 12"x13 3/4"
PGZTYE3 B41 ● 140 ■




10 mm

MOSAICO FRECCIA
30x34,5^{RECT} 12"x13 3/4"
PGZTYE4 B41 ● 140 ■



10 mm

MOSAICO OPTIC LUX 2
29x29^{RECT} 11 1/2"x11 1/2"
PGZTY52 B42 ● 140 ■



10 mm

CHEVRON SOFT
9,5x54^{RECT} 3 3/4"x21 1/4"
PGZTYC1 B48 ● 095 ■



10 mm

CHEVRON SOFT
9,5x54^{RECT} 3 3/4"x21 1/4"
PGZTYC3 B48 ● 095 ■



10 mm

CHEVRON SOFT
9,5x54^{RECT} 3 3/4"x21 1/4"
PGZTYC4 B48 ● 095 ■



10 mm

SOFT
7,5x30^{RECT} 3"x12"
PGZTYM11 B09 ● 094 ■



10 mm

SOFT
7,5x30^{RECT} 3"x12"
PGZTYM31 B09 ● 094 ■



10 mm

SOFT
7,5x30^{RECT} 3"x12"
PGZTYM41 B09 ● 094 ■

La protezione antibatterica è applicata solo sulla versione SOFT / The antimicrobial protection is applied only in SOFT version / Der antibakterielle Schutz ist nur bei der Version SOFT vorhanden / La protection antibactérienne est disponible seulement sur la version SOFT

La protezione antibatterica è applicata solo sulla versione SOFT / The antimicrobial protection is applied only in SOFT version / Der antibakterielle Schutz ist nur bei der Version SOFT vorhanden / La protection antibactérienne est disponible seulement sur la version SOFT

PEZZI SPECIALI / TRIM PIECES / FORMSTÜCKE / PIÈCES SPÉCIALES / PIEZAS ESPECIALES



1 GRADINO PLUS*
SOFT
34x120x4,5 RECT 13^{3/8}"x48"x1^{3/4}"
LUX
34x116x4,5 RECT 13^{3/8}"x46"x1^{3/4}"



2 ANGOLARE DX GRADINO PLUS*
SOFT
34x120x4,5 RECT 13^{3/8}"x48"x1^{3/4}"
LUX
34x116x4,5 RECT 13^{3/8}"x46"x1^{3/4}"



3 ANGOLARE SX GRADINO PLUS*
SOFT
34x120x4,5 RECT 13^{3/8}"x48"x1^{3/4}"
LUX
34x116x4,5 RECT 13^{3/8}"x46"x1^{3/4}"



4 BATTISCOPIA
SOFT
10x60 4"x24"
LUX
10x58 4"x23"

1 GRADINO PLUS*
SOFT
34x120x4,5 RECT 13^{3/8}"x48"x1^{3/4}" 10 mm
PGDXY00 B33 123 CALACATTA WHITE
PGDXY20 B33 123 ONYX LIGHT
PGDXY10 B33 123 MOON BEIGE
PGDXY30 B33 123 SANDY GREY
PGDXY40 B33 123 SKY SMOKE

2 ANGOLARE DX GRADINO PLUS*
SOFT
34x120x4,5 RECT 13^{3/8}"x48"x1^{3/4}" 10 mm
PGDXY01 B37 131 CALACATTA WHITE
PGDXY21 B37 131 ONYX LIGHT
PGDXY11 B37 131 MOON BEIGE
PGDXY31 B37 131 SANDY GREY
PGDXY41 B37 131 SKY SMOKE

3 ANGOLARE SX GRADINO PLUS*
SOFT
34x120x4,5 RECT 13^{3/8}"x48"x1^{3/4}" 10 mm
PGDXY02 B37 131 CALACATTA WHITE
PGDXY22 B37 131 ONYX LIGHT
PGDXY12 B37 131 MOON BEIGE
PGDXY32 B37 131 SANDY GREY
PGDXY42 B37 131 SKY SMOKE

4 BATTISCOPIA
SOFT
10x60 4"x24" 10 mm
PGRTY00 A11 015 CALACATTA WHITE
PGRTY20 A11 015 ONYX LIGHT
PGRTY10 A11 015 MOON BEIGE
PGRTY30 A11 015 SANDY GREY
PGRTY40 A11 015 SKY SMOKE

GRADINO PLUS*
LUX
34x116x4,5 RECT 13^{3/8}"x48"x1^{3/4}" 10 mm
PGDXY50 B34 124 CALACATTA WHITE
PGDXY70 B34 124 ONYX LIGHT
PGDXY60 B34 124 MOON BEIGE
PGDXY80 B34 124 SANDY GREY
PGDXY90 B34 124 SKY SMOKE

ANGOLARE DX GRADINO PLUS*
LUX
34x116x4,5 RECT 13^{3/8}"x48"x1^{3/4}" 10 mm
PGDXY51 B38 135 CALACATTA WHITE
PGDXY71 B38 135 ONYX LIGHT
PGDXY61 B38 135 MOON BEIGE
PGDXY81 B38 135 SANDY GREY
PGDXY91 B38 135 SKY SMOKE

ANGOLARE SX GRADINO PLUS*
LUX
34x116x4,5 RECT 13^{3/8}"x48"x1^{3/4}" 10 mm
PGDXY52 B38 135 CALACATTA WHITE
PGDXY72 B38 135 ONYX LIGHT
PGDXY62 B38 135 MOON BEIGE
PGDXY82 B38 135 SANDY GREY
PGDXY92 B38 135 SKY SMOKE

BATTISCOPIA
LUX
10x58 4"x23" 10 mm
PGRTYL0 A14 018 CALACATTA WHITE
PGRTYL2 A14 018 ONYX LIGHT
PGRTYL1 A14 018 MOON BEIGE
PGRTYL3 A14 018 SANDY GREY
PGRTYL4 A14 018 SKY SMOKE

* Lavorati solo su richiesta / Manufactured only upon special request / Nur auf Anfrage / Seulement à la demande

La protezione antibatterica è applicata solo sulla versione SOFT / The antimicrobial protection is applied only in SOFT version / Der antibakterielle Schutz ist nur bei der Version SOFT vorhanden / La protection antibactérienne est disponible seulement sur la version SOFT

IMBALLAGGI E PESI / PACKINGS AND WEIGHTS / VERPACKUNGEN UND GEWICHTE / EMBALLAGES ET POIDS

DESCRIZIONE DESCRIPTION	FORMATI SIZES	PEZZI SCATOLA PIECES BOX	PESO SCATOLA KG. WEIGHT BOX	MQ. SCATOLA SQM BOX	ML SCATOLA LM BOX	SCATOLE PALLET BOXES PALLET	PESO PALLET KG. WEIGHT PALLET	MQ. PALLET SQM PALLET
FONDO SOFT	90x90 RECT	2	40	1,620	-	30	1200	48,60
FONDO LUX	88x88 RECT	2	38,80	1,549	-	30	1164	46,464
FONDO SOFT	30x60 RECT	8	32,50	1,440	-	32	1040	46,08
FONDO LUX	29x58 RECT	8	31	1,346	-	32	992	43,06
FONDO SOFT	60x120 RECT	2	32,5	1,44	-	36	1170	51,84
FONDO LUX	58x116 RECT	2	31,5	1,346	-	36	1134	48,442
FONDO SOFT	60x60 RECT	4	32,5	1,44	-	32	1040	46,08
FONDO LUX	58x58 RECT	4	31,5	1,346	-	32	1008	43,059
MOSAICO 36 SOFT	30x30 RECT	4	7,5	0,36	-	78	585	28,08
MOSAICO 36 LUX	29x29 RECT	4	7,5	0,336	-	78	585	26,239
MOSAICO FRECCIA	30x34,5 RECT	4	10	0,414	-	-	-	-
MOSAICO OPTIC LUX 1	29x29 RECT	4	7,5	0,336	-	-	-	-
MOSAICO OPTIC LUX 2	29x29 RECT	4	7,5	0,336	-	-	-	-
MOSAICO 72 LUX 1	30x30 RECT	4	7,5	0,36	-	78	585	28,08
MOSAICO 72 LUX 2	30x30 RECT	4	7,5	0,36	-	78	585	28,08
CHEVRON SOFT	9,5x54 RECT	8	9,7	0,407	-	64	620,8	26,022
FONDO SOFT	7,5x30 RECT	16	8	0,36	-	84	672	30,24
GRADINO PLUS SOFT	34x120x4,5 RECT	2	35	0,816	-	12	420	9,792
GRADINO PLUS LUX	34x116x4,5 RECT	2	35	0,789	-	12	420	9,466
ANGOLARE DX GRADINO PLUS SOFT	34x120x4,5 RECT	2	35	0,816	-	12	420	9,792
ANGOLARE DX GRADINO PLUS LUX	34x116x4,5 RECT	2	35	0,789	-	12	420	9,466
ANGOLARE SX GRADINO PLUS SOFT	34x120x4,5 RECT	2	35	0,816	-	12	420	9,792
ANGOLARE SX GRADINO PLUS LUX	34x116x4,5 RECT	2	35	0,789	-	12	420	9,466
BATTISCOPIA SOFT	10x60	12	18	0,72	7,2	60	1080	43,2
BATTISCOPIA LUX	10x58	12	18	0,696	6,96	56	1008	38,976



FINITURA SOFT / SOFT SURFACE FINISH

Consigliato per pavimenti in ambienti residenziali e commerciale leggero. / Recommended for flooring in residential and low traffic commercial spaces. Empfohlen für Böden in Wohnbereichen und Gewerbebereichen mit mäßiger Belastung. / Recommandé pour les sols des espaces résidentiels et commerciaux légers.

FINITURA LUX / LUX SURFACE FINISH

La presenza sporadica di piccole disuniformità o di puntini sulla superficie è da ritenersi come caratteristica del materiale e della particolare lavorazione. Consigliato per pavimenti in ambienti residenziali. / The occasional presence of small inconsistencies or of little spots on the surface is to be considered a characteristic of the material and of its particular manufacture. Recommended for flooring in residential spaces. / Das sporadische Vorhandensein von kleinen Unebenheiten oder Punkten auf der Oberfläche ist als charakteristisch für das Material und die besondere Verarbeitung anzusehen. Empfohlen für Böden in Wohnbereichen. / Les imperfections et les petits points constellant la surface incarnent et révèlent le caractère même d'un produit ayant été soumis à une procédure de fabrication particulière. Recommandé pour les sols des espaces résidentiels

CARATTERISTICHE TECNICHE

TECHNICAL FEATURES / TECHNISCHE EIGENSCHAFTEN / CARACTÉRISTIQUES TECHNIQUES

GRES A MASSA COLORATA
COLOURED-BODY STONEWARE / FEINSTEINZEUG MIT FARBIGER MASSE / GRÈS CÉRAME À MASSE COLORÉE
EN 14411-G (Bla-UGL) • ANSI A137.1-UGL (UNGLAZED PORCELAIN TILES - P1 CLASS) • ISO 13006-G (Bla-UGL)

RESISTENZA ALLO SCIVOLAMENTO / SLIP RESISTANCE	SOFT
	ANSI A326.3 DCOF ≥ 0.42

STONALIZZAZIONE / SHADE VARIATION	V2
	ANSI A137.1 LIEVE VARIAZIONE / SLIGHT VARIATION

FUGA MINIMA CONSIGLIATA / RECOMMENDED MINIMUM JOINT	RECT (INDOOR)	2 mm
---	---------------	------

MONOPOROSA IN PASTA BIANCA SMALTATA / GLAZED WHITE BODY POROUS SINGLE-FIRED TILES

CALACATTA WHITE



35x100^{RECT} 13^{3/4}"x39"
PBFTY00 A54 ● 070 ■ 10,5 mm

SANDY GREY



35x100^{RECT} 13^{3/4}"x39"
PBFTY30 A54 ● 070 ■ 10,5 mm

ONYX LIGHT



35x100^{RECT} 13^{3/4}"x39"
PBFTY20 A54 ● 070 ■ 10,5 mm

SKY SMOKE



35x100^{RECT} 13^{3/4}"x39"
PBFTY40 A54 ● 070 ■ 10,5 mm


MOON BEIGE



35x100^{RECT} 13^{3/4}"x39"
PBFTY10 A54 ● 070 ■ 10,5 mm

MONOPOROSA IN PASTA BIANCA SMALTATA / GLAZED WHITE BODY POROUS SINGLE-FIRED TILES

CALACATTA WHITE



JEWEL 10,5 mm
35x100^{RECT} 13^{3/4}"x39"
PBFTYJ01 B12 ● 095 ■



GLAMOUR MIX* 10,5 mm
35x100^{RECT} 13^{3/4}"x39"
PBFTYG0 B24 ● 115 ■



FUSION 10,5 mm
35x100^{RECT} 13^{3/4}"x39"
PBFTY05 A71 ● 085 ■



CURL 10,5 mm
35x100^{RECT} 13^{3/4}"x39"
PBFTYC01 B12 ● 095 ■



SWING 10,5 mm
35x100^{RECT} 13^{3/4}"x39"
PBFTYS0 A71 ● 085 ■



SWING GLITTER 10,5 mm
35x100^{RECT} 13^{3/4}"x39"
PBFTYF01 A76 ● 222 ■

* Sviluppato su 2 soggetti / Developed on 2 patterns / Paarweise / Développé sur 2 éléments

MONOPOROSA IN PASTA BIANCA SMALTATA / GLAZED WHITE BODY POROUS SINGLE-FIRED TILES

ONYX LIGHT



JEWEL
35x100^{RECT} 13^{3/4}"x39"
PBFTYJ21 B12 ● 095 ■ 10,5 mm



FUSION
35x100^{RECT} 13^{3/4}"x39"
PBFTY25 A71 ● 085 ■ 10,5 mm



CURL
35x100^{RECT} 13^{3/4}"x39"
PBFTYC21 B12 ● 095 ■ 10,5 mm



SWING
35x100^{RECT} 13^{3/4}"x39"
PBFTYS2 A71 ● 085 ■ 10,5 mm



SWING GLITTER
35x100^{RECT} 13^{3/4}"x39"
PBFTYF21 A76 ● 222 ■ 10,5 mm

MONOPOROSA IN PASTA BIANCA SMALTATA / GLAZED WHITE BODY POROUS SINGLE-FIRED TILES

MOON BEIGE



JEWEL
35x100^{RECT} 13^{3/4}"x39"
PBFTYJ11 B12 ● 095 ■ 10,5 mm



GLAMOUR MIX*
35x100^{RECT} 13^{3/4}"x39"
PBFTYG1 B24 ● 115 ■ 10,5 mm



FUSION
35x100^{RECT} 13^{3/4}"x39"
PBFTY15 A71 ● 085 ■ 10,5 mm



CURL
35x100^{RECT} 13^{3/4}"x39"
PBFTYC11 B12 ● 095 ■ 10,5 mm



SWING
35x100^{RECT} 13^{3/4}"x39"
PBFTYS1 A71 ● 085 ■ 10,5 mm



SWING GLITTER
35x100^{RECT} 13^{3/4}"x39"
PBFTYF11 A76 ● 222 ■ 10,5 mm

* Sviluppato su 2 soggetti / Developed on 2 patterns / Paarweise / Développé sur 2 éléments


MONOPOROSA IN PASTA BIANCA SMALTATA / GLAZED WHITE BODY POROUS SINGLE-FIRED TILES

SANDY GREY



JEWEL
35x100 RECT 10,5 mm
13³/₄"x39"
PBFTYJ31 B12 ● 095 ■

SKY SMOKE



JEWEL
35x100 RECT 10,5 mm
13³/₄"x39"
PBFTYJ41 B12 ● 095 ■



FUSION
35x100 RECT 10,5 mm
13³/₄"x39"
PBFTY35 A71 ● 085 ■



FUSION
35x100 RECT 10,5 mm
13³/₄"x39"
PBFTY45 A71 ● 085 ■




SWING
35x100 RECT 10,5 mm
13³/₄"x39"
PBFTYS3 A71 ● 085 ■



SWING
35x100 RECT 10,5 mm
13³/₄"x39"
PBFTYS4 A71 ● 085 ■



SWING GLITTER
35x100 RECT 10,5 mm
13³/₄"x39"
PBFTYF31 A76 ● 222 ■



SWING GLITTER
35x100 RECT 10,5 mm
13³/₄"x39"
PBFTYF41 A76 ● 222 ■



Rivestimento / Wall
Swing Calacatta White 35x100 Rect

PEZZI SPECIALI / TRIM PIECES / FORMSTÜCKE / PIÈCES SPÉCIALES

1 SPIGOLO
1x35^{RECT} 3/8"x13^{3/4"}

2 TORELLO
5x35^{RECT} 2"x13^{3/4"}

4 ALZATA
12,5x35^{RECT} 5"x13^{3/4"}

3 ANGOLO ESTERNO TORELLO
2x5^{RECT} 3/4"x2"

5 ANGOLO ESTERNO ALZATA
2x12,5^{RECT} 3/4"x5"

1
SPIGOLO
1x35^{RECT} 3/8"x13^{3/4"} 10 mm

PBZTY00	A09	014	CALACATTA WHITE
PBZTY20	A09	014	ONYX LIGHT
PBZTY10	A09	014	MOON BEIGE

3
ANGOLO ESTERNO TORELLO
2x5^{RECT} 3/4"x2" 10 mm

PBZTY03	A15	021	CALACATTA WHITE
PBZTY23	A15	021	ONYX LIGHT
PBZTY13	A15	021	MOON BEIGE

5
ANGOLO ESTERNO ALZATA
2x12,5^{RECT} 3/4"x5" 10 mm

PBZTY04	A19	028	CALACATTA WHITE
PBZTY24	A19	028	ONYX LIGHT
PBZTY14	A19	028	MOON BEIGE

2
TORELLO
5x35^{RECT} 2"x13^{3/4"} 10 mm

PBZTY01	A12	017	CALACATTA WHITE
PBZTY21	A12	017	ONYX LIGHT
PBZTY11	A12	017	MOON BEIGE

4
ALZATA
12,5x35^{RECT} 5"x13^{3/4"} 10 mm

PBZTY02	A19	028	CALACATTA WHITE
PBZTY22	A19	028	ONYX LIGHT
PBZTY12	A19	028	MOON BEIGE

IMBALLAGGI E PESI / PACKINGS AND WEIGHTS / VERPACKUNGEN UND GEWICHTE / EMBALLAGES ET POIDS

DESCRIZIONE DESCRIPTION	FORMATI SIZES	PEZZI SCATOLA PIECES BOX	PESO SCATOLA KG. WEIGHT BOX	MQ. SCATOLA SQM BOX	ML SCATOLA LM BOX	SCATOLE PALLET BOXES PALLET	PESO PALLET KG. WEIGHT PALLET	MQ. PALLET SQM PALLET
FONDO	35x100 ^{RECT}	3	20,15	1,05	-	26	523,9	27,3
JEWEL	35x100 ^{RECT}	3	19,80	1,05	-	12	237,6	12,6
FUSION	35x100 ^{RECT}	3	20,15	1,05	-	26	523,9	27,3
CURL	35x100 ^{RECT}	3	19,80	1,05	-	12	237,6	12,6
SWING	35x100 ^{RECT}	3	20,15	1,05	-	26	523,9	27,3
SWING GLITTER	35x100 ^{RECT}	3	19,80	1,05	-	12	237,6	12,6
GLAMOUR MIX	35x100 ^{RECT}	2	13,2	0,7	-	18	237,6	12,6
SPIGOLO	1x35 ^{RECT}	6	0,6	0,021	-	-	-	-
TORELLO	5x35 ^{RECT}	6	1,8	0,105	-	-	-	-
ANGOLO ESTERNO TORELLO	2x5	4	0,2	0,004	-	-	-	-
ALZATA	12,5x35 ^{RECT}	6	3,6	0,2625	-	-	-	-
ANGOLO ESTERNO ALZATA	2x12,5	4	0,4	0,01	-	-	-	-



CARATTERISTICHE TECNICHE

TECHNICAL FEATURES / TECHNISCHE EIGENSCHAFTEN / CARACTÉRISTIQUES TECHNIQUES

MONOPOROSA IN PASTA BIANCA SMALTATA

GLAZED WHITE BODY POROUS SINGLE-FIRED TILES / REVÊTEMENT MONOCOISSONS EN PÂTE BLANCHE ÉMAILLÉ / WANDFLIESEN AUS WEISSSCHERBIGEN GLASIERTEN MONOPOROSA
EN 14411-L (BIII-GL) • ANSI A137.1-GL (GLAZED NON VITREOUS WALL TILES - P4 CLASS) • ISO 13006-L (BIII-GL)



FUGA MINIMA CONSIGLIATA / RECOMMENDED MINIMUM JOINT	
RECT (INDOOR)	1 mm



STONALIZZAZIONE / SHADE VARIATION	
ANSI A137.1	V2 LIEVE VARIAZIONE / SLIGHT VARIATION



Cementi & Cotto

CEMENTS & COTTO

**La modernità si fonde
con uno stile senza tempo.**

Contemporary design melds with a timeless style.

Cotto Albergati

PAVIMENTI / GRES A MASSA COLORATA
FLOORS / COLOURED-BODY STONEWARE




CARDINALE




REGALE



CARDINALE



REGALE



PEZZI SPECIALI / TRIM PIECES / FORMSTÜCKE / PIÈCES SPÉCIALES



<p>1</p> <p>BATTISCOPA SCALA 8x30 3 1/8"x12" 9 mm KIT 2 PZ.</p> <p>PGZCB0D A24 ● 034 ■ CARDINALE LUX DX</p> <p>PGZCB05I A24 ● 034 ■ CARDINALE MATT DX</p> <p>PGZCB0D1I A24 ● 034 ■ REGALE LUX DX</p> <p>PGZCB0D6I A24 ● 034 ■ REGALE MATT DX</p> <p>PGZCB50I A24 ● 034 ■ CARDINALE LUX SX</p> <p>PGZCB55I A24 ● 034 ■ CARDINALE MATT SX</p> <p>PGZCB51I A24 ● 034 ■ REGALE LUX SX</p> <p>PGZCB56I A24 ● 034 ■ REGALE MATT SX</p>	<p>2</p> <p>GRADONE TORO VUOTO BORDO 30x33 12"x13" 14 mm</p> <p>PGÉCB04 A39 ● 064 ■ CARDINALE LUX</p> <p>PGÉCB09 A39 ● 064 ■ CARDINALE MATT</p> <p>PGÉCB14 A39 ● 064 ■ REGALE LUX</p> <p>PGÉCB19 A39 ● 064 ■ REGALE MATT</p>	<p>4</p> <p>GRADONE TORO BORDO 30x33 12"x13" 33 mm</p> <p>PGÉCB02I A32 ● 050 ■ CARDINALE LUX</p> <p>PGÉCB07I A32 ● 050 ■ CARDINALE MATT</p> <p>PGÉCB12I A32 ● 050 ■ REGALE LUX</p> <p>PGÉCB17I A32 ● 050 ■ REGALE MATT</p>	<p>6</p> <p>BATTISCOPA 8x30 3 1/8"x12" 9 mm</p> <p>PGMCB00 A02 ● 003 ■ CARDINALE LUX</p> <p>PGMCB05 A02 ● 003 ■ CARDINALE MATT</p> <p>PGMCB10 A02 ● 003 ■ REGALE LUX</p> <p>PGMCB15 A02 ● 003 ■ REGALE MATT</p>
<p>3</p> <p>GRADONE TORO VUOTO ANGOLARE 33x33 13"x13" 14 mm</p> <p>PGÉCB03 A79 ● 085 ■ CARDINALE LUX</p> <p>PGÉCB08 A79 ● 085 ■ CARDINALE MATT</p> <p>PGÉCB13 A79 ● 085 ■ REGALE LUX</p> <p>PGÉCB20 A79 ● 085 ■ REGALE MATT</p>	<p>5</p> <p>GRADONE TORO ANGOLARE 33x33 13"x13" 33 mm</p> <p>PGÉCB01I A62 ● 076 ■ CARDINALE LUX</p> <p>PGÉCB06I A62 ● 076 ■ CARDINALE MATT</p> <p>PGÉCB11I A62 ● 076 ■ REGALE LUX</p> <p>PGÉCB16I A62 ● 076 ■ REGALE MATT</p>		

IMBALLAGGI E PESI / PACKINGS AND WEIGHTS / VERPACKUNGEN UND GEWICHTE / EMBALLAGES ET POIDS

DESCRIZIONE DESCRIPTION	FORMATI SIZES	PEZZI SCATOLA PIECES BOX	PESO SCATOLA KG. WEIGHT BOX	MQ. SCATOLA SQM BOX	ML SCATOLA LM BOX	SCATOLE PALLET BOXES PALLET	PESO PALLET KG. WEIGHT PALLET	MQ. PALLET SQM PALLET
						PALLET 80x120	PALLET 80x120	PALLET 80x120
FONDO MATT / LUX	30x30	15	25,80	1,350	-	40	1032	54
FONDO MATT / LUX	15x30	22	17,60	0,990	-	56	985,60	55,440
GRADONE TORO BORDO	30x33	4	25,00	0,396	-	34	850	13,464
GRADONE TORO ANGOLARE	33x33	4	24,96	0,436	-	34	848,64	14,810
GRADONE TORO BORDO VUOTO	30x33	6	15,60	0,594	-	34	530,40	20,196
GRADONE TORO ANGOLARE VUOTO	33x33	4	11,20	0,436	-	34	380,80	14,810
BATTISCOPA SCALA	8x30	5	4,35	0,240	-	-	-	-
BATTISCOPA	8x30	34	14,79	0,816	10,2	45	665,55	36,72



CARATTERISTICHE TECNICHE

TECHNICAL FEATURES / TECHNISCHE EIGENSCHAFTEN / CARACTÉRISTIQUES TECHNIQUES

GRES SMALTATO A MASSA COLORATA
COLOURED-BODY GLAZED STONEWARE / GLASIERTES FEINSTEINZEUG MIT FARBIGER MASSE / GRÈS CÉRAME ÉMAILLÉ À MASSE COLORÉE
EN 14411-G (Bla-GL) • ANSI A137.1-GL (GLAZED PORCELAIN TILES - P1 CLASS) • ISO 13006-G (Bla-GL)

	RESISTENZA ALLO SCIVOLAMENTO / SLIP RESISTANCE	MATT
	DIN 51130	R9
	BCR TORTUS ANSI A326.3	μ > 0,40 DCOF ≥ 0.42
	FUGA MINIMA CONSIGLIATA / RECOMMENDED MINIMUM JOINT	NON RECT (INDOOR)
		3-4 mm approx
	STONALIZZAZIONE / SHADE VARIATION	
	ANSI A137.1	V3 MODERATA VARIAZIONE / MODERATE VARIATION
	RESISTENZA ALL'ABRASIONE DELLA SUPERFICIE / SURFACE ABRASION RESISTANCE	
	ISO 10545-7 ASTM C1027	4

Trattandosi di pezzi artigianali possono verificarsi piccole variazioni dimensionali / Handmade pieces: light size variations may occur / Da es sich um handgemachte Teile handelt, können es kleine dimensionale Veränderungen auftreten / Étant donné qu'il s'agit de pièces faites à la main il peut y avoir des petits changements dimensionnels

Glance

PAVIMENTI / GRES A MASSA COLORATA
FLOORS / COLOURED-BODY STONEWARE



OFF-WHITE



PEARL



SMOKE



TAUPE



COAL


RIVESTIMENTI / MONOPOROSA IN PASTA BIANCA SMALTATA
WALLS / GLAZED WHITE BODY POROUS SINGLE-FIRED TILES




OFF-WHITE



PEARL



SMOKE



TAUPE



COAL

90x90 RECT



45,5x91,4
45x90 RECT



22,5x90 RECT



60,3x60,3
60x60 RECT



30x60,3
30x60 RECT



20x60





Pavimento / Floor
Off-White 45x90 Rect



Pavimento / Floor
Coal 60x60 Rect



Rivestimento / Wall
Smoke 22,5x90 Rect
List. Signs 22,5x90 Rect
Pavimento / Floor
Smoke 90x90 Rect



Rivestimento / Wall
Taupe 20x60
Traces Taupe 20x60
Preinciso Off-White 20x60



Rivestimento / Wall
Pearl 45x90 Rect
Light Cube 22,2x38,7
Pavimento / Floor
Pearl 90x90 Rect

Rivestimento / Wall
Dark Roses 45x90 Rect
Coal 22,5x90 Rect
Pavimento / Floor
Pearl 90x90 Rect





Pavimento / Floor
Taupe 90x90 Rect

GRES A MASSA COLORATA / COLOURED-BODY STONEWARE


OFF-WHITE



90x90^{RECT} 36"x36" 11 mm
PGGGC313 A98 ● 196 ■



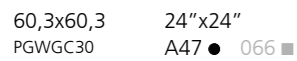
45x90^{RECT} 18"x36" 11 mm
PGHGC31 A68 ● 075 ■



22,5x90^{RECT} 9"x36" 11 mm
PG2GC30 B10 ● 195 ■



60x60^{RECT} 24"x24" 10 mm
PGWGC31 A61 ● 072 ■



60,3x60,3 24"x24" 10 mm
PGWGC30 A47 ● 066 ■



30x60^{RECT} 12"x24" 10 mm
PG-GC30 A61 ● 073 ■


PEARL



90x90^{RECT} 36"x36" 11 mm
PGGGC013 A98 ● 196 ■



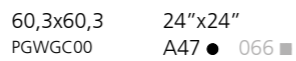
45x90^{RECT} 18"x36" 11 mm
PGHGC01 A68 ● 075 ■



22,5x90^{RECT} 9"x36" 11 mm
PG2GC00 B10 ● 195 ■



60x60^{RECT} 24"x24" 10 mm
PGWGC01 A61 ● 072 ■



60,3x60,3 24"x24" 10 mm
PGWGC00 A47 ● 066 ■




30x60^{RECT} 12"x24" 10 mm
PG-GC00 A61 ● 073 ■

STRUTTURATO 9 mm
30x60,3 12"x24" 9 mm
PG-GCS0 A47 ● 066 ■

SMOKE



90x90^{RECT} 36"x36" 11 mm
PGGGC113 A98 ● 196 ■



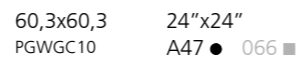
45x90^{RECT} 18"x36" 11 mm
PGHGC11 A68 ● 075 ■



22,5x90^{RECT} 9"x36" 11 mm
PG2GC10 B10 ● 195 ■



60x60^{RECT} 24"x24" 10 mm
PGWGC11 A61 ● 072 ■



60,3x60,3 24"x24" 10 mm
PGWGC10 A47 ● 066 ■



30x60^{RECT} 12"x24" 10 mm
PG-GC10 A61 ● 073 ■

STRUTTURATO 9 mm
30x60,3 12"x24" 9 mm
PG-GCS1 A47 ● 066 ■

TAUPE



90x90^{RECT} 36"x36" 11 mm
PGGGC413 A98 ● 196 ■



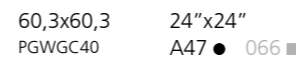
45x90^{RECT} 18"x36" 11 mm
PGHGC41 A68 ● 075 ■



22,5x90^{RECT} 9"x36" 11 mm
PG2GC40 B10 ● 195 ■



60x60^{RECT} 24"x24" 10 mm
PGWGC41 A61 ● 072 ■



60,3x60,3 24"x24" 10 mm
PGWGC40 A47 ● 066 ■




30x60^{RECT} 12"x24" 10 mm
PG-GC40 A61 ● 073 ■

STRUTTURATO 9 mm
30x60,3 12"x24" 9 mm
PG-GCS4 A47 ● 066 ■

COAL



90x90^{RECT} 36"x36" 11 mm
PGGGC213 A98 ● 196 ■



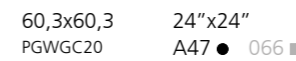
45x90^{RECT} 18"x36" 11 mm
PGHGC21 A68 ● 075 ■



22,5x90^{RECT} 9"x36" 11 mm
PG2GC20 B10 ● 195 ■



60x60^{RECT} 24"x24" 10 mm
PGWGC21 A61 ● 072 ■



60,3x60,3 24"x24" 10 mm
PGWGC20 A47 ● 066 ■



30x60^{RECT} 12"x24" 10 mm
PG-GC20 A61 ● 073 ■

STRUTTURATO 9 mm
30x60,3 12"x24" 9 mm
PG-GCS2 A47 ● 066 ■

GRES A MASSA COLORATA / COLOURED-BODY STONEWARE

OFF-WHITE



SIGNS
45x90^{RECT} 18"x36"
PGHGCG3 B24 ● 115 ■



LISTELLO SIGNS
22,5x90^{RECT} 9"x36"
PG2GCG3 A87 ● 084 ■



LISTELLO RIBBON
22,5x90^{RECT} 9"x36"
PG2GCL3 A46 ● 184 ■



MOSAICO 16 PZ.
30x30^{RECT} 12"x12"
PGZGC30 B25 ● 114 ■



MOSAICO ESAGONA
28,8x33,2^{RECT} 11^{3/8}"x13^{1/8}"
PGZGCE3 B37 ● 129 ■



MOSAICO LIGHT CUBE
(OFF-WHITE, PEARL, SMOKE)
22,2x38,7^{RECT} 8^{3/4}"x15^{1/4}"
PGZGCS0 B36 ● 130 ■

PEARL



SIGNS
45x90^{RECT} 18"x36"
PGHGCG0 B24 ● 115 ■



LISTELLO SIGNS
22,5x90^{RECT} 9"x36"
PG2GCG0 A87 ● 084 ■



LISTELLO RIBBON
22,5x90^{RECT} 9"x36"
PG2GCL0 A46 ● 184 ■



MOSAICO 16 PZ.
30x30^{RECT} 12"x12"
PGZGC00 B25 ● 114 ■



MOSAICO ESAGONA
28,8x33,2^{RECT} 11^{3/8}"x13^{1/8}"
PGZGCE0 B37 ● 129 ■

SMOKE



SIGNS
45x90^{RECT} 18"x36"
PGHGCG1 B24 ● 115 ■



LISTELLO SIGNS
22,5x90^{RECT} 9"x36"
PG2GCG1 A87 ● 084 ■



LISTELLO RIBBON
22,5x90^{RECT} 9"x36"
PG2GCL1 A46 ● 184 ■



MOSAICO 16 PZ.
30x30^{RECT} 12"x12"
PGZGC10 B25 ● 114 ■




MOSAICO ESAGONA
28,8x33,2^{RECT} 11^{3/8}"x13^{1/8}"
PGZGCE1 B37 ● 129 ■

GRES A MASSA COLORATA / COLOURED-BODY STONEWARE

TAUPE



SIGNS
45x90^{RECT} 18"x36"
PGHGCG4 B24 ● 115 ■



LISTELLO SIGNS
22,5x90^{RECT} 9"x36"
PG2GCG4 A87 ● 084 ■



LISTELLO RIBBON
22,5x90^{RECT} 9"x36"
PG2GCL4 A46 ● 184 ■



MOSAICO 16 PZ.
30x30^{RECT} 12"x12"
PGZGC40 B25 ● 114 ■



MOSAICO ESAGONA
28,8x33,2^{RECT} 11^{3/8}"x13^{1/8}"
PGZGCE4 B37 ● 129 ■



MOSAICO DARK CUBE
(OFF-WHITE, TAUPE, COAL)
22,2x38,7^{RECT} 8^{3/4}"x15^{1/4}"
PGZGCHO B36 ● 130 ■

COAL



SIGNS
45x90^{RECT} 18"x36"
PGHGCG2 B24 ● 115 ■



LISTELLO SIGNS
22,5x90^{RECT} 9"x36"
PG2GCG2 A87 ● 084 ■



LISTELLO RIBBON
22,5x90^{RECT} 9"x36"
PG2GCL2 A46 ● 184 ■



MOSAICO 16 PZ.
30x30^{RECT} 12"x12"
PGZGC20 B25 ● 114 ■



MOSAICO ESAGONA
28,8x33,2^{RECT} 11^{3/8}"x13^{1/8}"
PGZGCE2 B37 ● 129 ■

ROSES



LIGHT ROSES
45x90^{RECT} 18"x36"
PGHGCS3 B27 ● 113 ■



LISTELLO LIGHT ROSES
22,5x90^{RECT} 9"x36"
PG2GCS3 A92 ● 088 ■



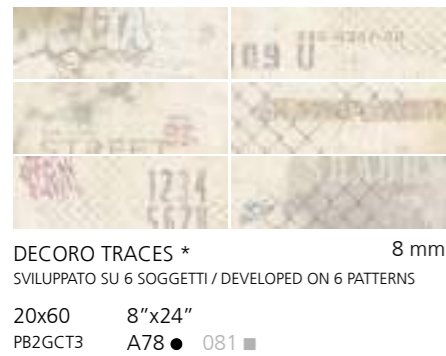
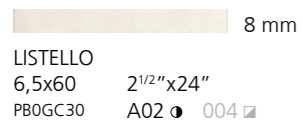

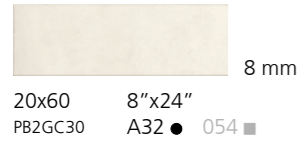
DARK ROSES
45x90^{RECT} 18"x36"
PGHGCS2 B27 ● 113 ■



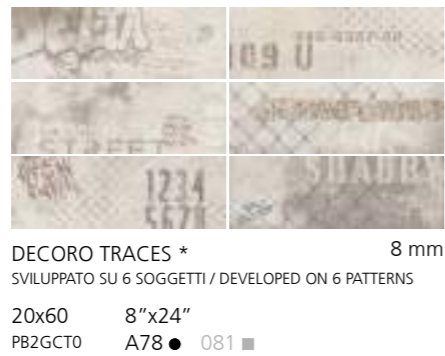
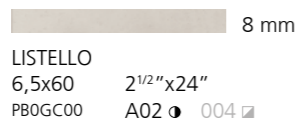
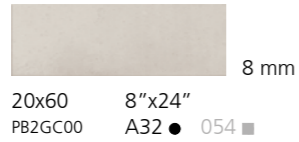
LISTELLO DARK ROSES
22,5x90^{RECT} 9"x36"
PG2GCS2 A92 ● 088 ■

MONOPOROSA IN PASTA BIANCA SMALTATA / GLAZED WHITE BODY POROUS SINGLE-FIRED TILES

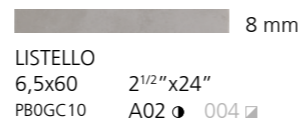
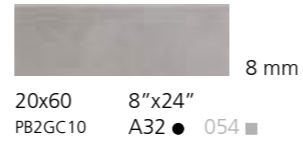
OFF-WHITE



PEARL

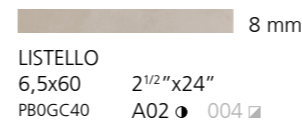



SMOKE

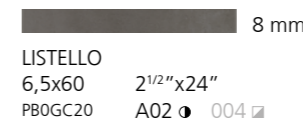



MONOPOROSA IN PASTA BIANCA SMALTATA / GLAZED WHITE BODY POROUS SINGLE-FIRED TILES

TAUPE



COAL



DECORO TRACES MIX
SVILUPPATO SU 6 SOGGETTI / DEVELOPED ON 6 PATTERNS
20x60 8"x24"
PB2GCTM B03 ● 200 ■

* I soggetti all'interno della scatola sono presenti in modo casuale / The six patterns are placed in the box randomly / Die Dekor-Bilder sind zufällig eingepack / Les sujets à l'intérieur de la boîte sont présentés de façon casuelle

GRES A MASSA COLORATA / COLOURED-BODY STONEWARE

PEARL



45x90^{RECT} 18"x36" 20 mm
 PGHGCA0 B49 ● 188 ■
 45,5x91,4 18"x36"
 PGHGC00 B48 ● 095 ■

TAUPE




45x90^{RECT} 18"x36" 20 mm
 PGHGCA4 B49 ● 188 ■
 45,5x91,4 18"x36"
 PGHGC40 B48 ● 095 ■

SMOKE



45x90^{RECT} 18"x36" 20 mm
 PGHGCA1 B49 ● 188 ■
 45,5x91,4 18"x36"
 PGHGC10 B48 ● 095 ■

COAL

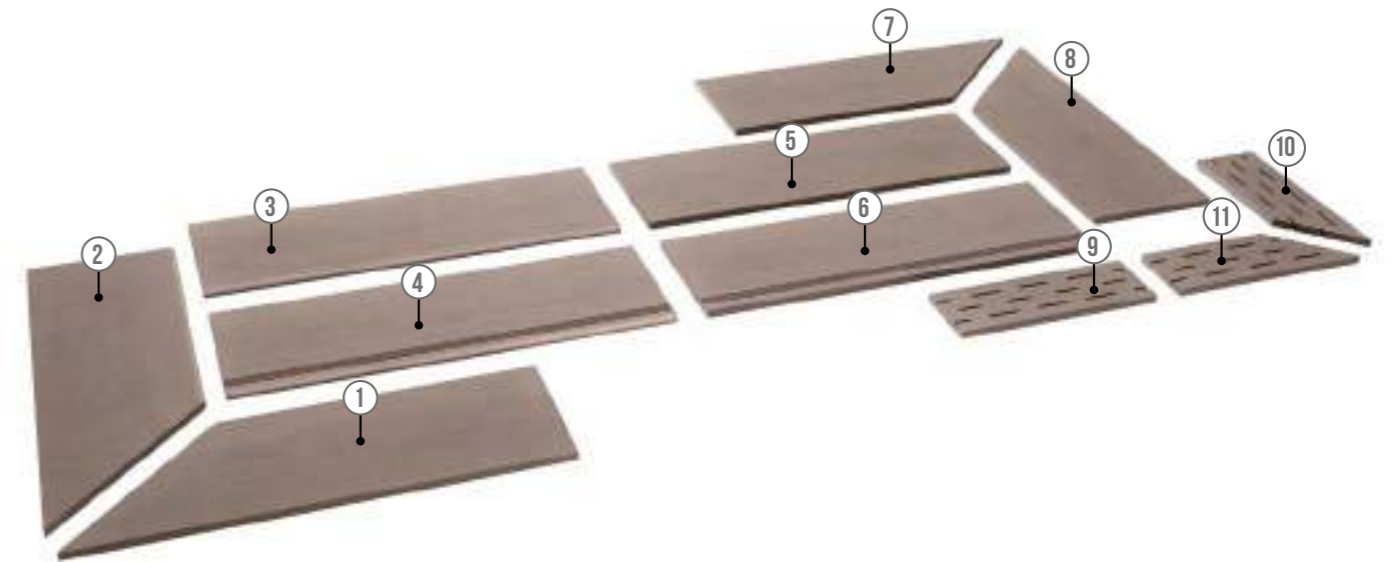


45x90^{RECT} 18"x36" 20 mm
 PGHGCA2 B49 ● 188 ■
 45,5x91,4 18"x36"
 PGHGC20 B48 ● 095 ■



Pavimento / Floor
 Pearl 45x90 Rect 20mm

PEZZI SPECIALI / TRIM PIECES / FORMSTÜCKE / PIÈCES SPÉCIALES



1

COSTA TORO ANGOLARE DX
 30x90^{RECT} 12"x36" 20 mm
 PGDGCK0 B24 ● 115 ■ PEARL
 PGDGCK7 B24 ● 115 ■ TAUPE
 PGDGCK1 B24 ● 115 ■ SMOKE
 PGDGCK2 B24 ● 115 ■ COAL

2

COSTA TORO ANGOLARE SX
 30x90^{RECT} 12"x36" 20 mm
 PGDGCK4 B24 ● 115 ■ PEARL
 PGDGCK8 B24 ● 115 ■ TAUPE
 PGDGCK5 B24 ● 115 ■ SMOKE
 PGDGCK6 B24 ● 115 ■ COAL

3

COSTA TORO
 30x90^{RECT} 12"x36" 20 mm
 PGFGCF0 B18 ● 188 ■ PEARL
 PGFGCF4 B18 ● 188 ■ TAUPE
 PGFGCF1 B18 ● 188 ■ SMOKE
 PGFGCF2 B18 ● 188 ■ COAL

4

COSTA TORO GRIP
 30x90^{RECT} 12"x36" 20 mm
 PGFGCJ0 B26 ● 114 ■ PEARL
 PGFGCJ4 B26 ● 114 ■ TAUPE
 PGFGCJ1 B26 ● 114 ■ SMOKE
 PGFGCJ2 B26 ● 114 ■ COAL

5

COSTA RETTA
 30x90^{RECT} 12"x36" 20 mm
 PGFGCC0 B12 ● 095 ■ PEARL
 PGFGCC4 B12 ● 095 ■ TAUPE
 PGFGCC1 B12 ● 095 ■ SMOKE
 PGFGCC2 B12 ● 095 ■ COAL

6

COSTA RETTA GRIP
 30x90^{RECT} 12"x36" 20 mm
 PGFGCG0 B23 ● 108 ■ PEARL
 PGFGCG4 B23 ● 108 ■ TAUPE
 PGFGCG1 B23 ● 108 ■ SMOKE
 PGFGCG2 B23 ● 108 ■ COAL

7

COSTA RETTA ANGOLARE DX
 30x90^{RECT} 12"x36" 20 mm
 PGDGC0 B16 ● 106 ■ PEARL
 PGDGC7 B16 ● 106 ■ TAUPE
 PGDGC1 B16 ● 106 ■ SMOKE
 PGDGC2 B16 ● 106 ■ COAL

8

COSTA RETTA ANGOLARE SX
 30x90^{RECT} 12"x36" 20 mm
 PGDGC4 B16 ● 106 ■ PEARL
 PGDGC8 B16 ● 106 ■ TAUPE
 PGDGC5 B16 ● 106 ■ SMOKE
 PGDGC6 B16 ● 106 ■ COAL

9

GRIGLIA
 15x45^{RECT} 6"x18" 20 mm
 PGDGCZ0 B03 ● 200 ■ PEARL
 PGDGCZ4 B03 ● 200 ■ TAUPE
 PGDGCZ1 B03 ● 200 ■ SMOKE
 PGDGCZ2 B03 ● 200 ■ COAL

10

GRIGLIA ANGOLARE DX
 15x45^{RECT} 6"x18" 20 mm
 PGDGA0 B09 ● 213 ■ PEARL
 PGDGA7 B09 ● 213 ■ TAUPE
 PGDGA1 B09 ● 213 ■ SMOKE
 PGDGA2 B09 ● 213 ■ COAL

11

GRIGLIA ANGOLARE SX
 15x45^{RECT} 6"x18" 20 mm
 PGDGA4 B09 ● 213 ■ PEARL
 PGDGA8 B09 ● 213 ■ TAUPE
 PGDGA5 B09 ● 213 ■ SMOKE
 PGDGA6 B09 ● 213 ■ COAL

- Venduti solo a scatole complete / Only full boxes sold / Nur volle Karton / Vendus par boîte complete
- Lavorati solo su richiesta / Manufactured only upon special request / Nur auf Anfrage / Seulement à la demande
- Per tutti i pz speciali consegna 30 gg / For all trim pieces 30 days delivery / Formteile haben 30 Tage Lieferzeit / Livraison en 30 jours pour toutes les pièces spéciales

PEZZI SPECIALI / TRIM PIECES / FORMSTÜCKE / PIÈCES SPÉCIALES / PIEZAS ESPECIALES



<p>1</p> <p>BATTISCOPA 10x60^{RECT} 4"x24" 10 mm</p> <p>PGRGC31 A11 015 OFF-WHITE</p> <p>PGRGC01 A11 015 PEARL</p> <p>PGRGC41 A11 015 TAUPE</p> <p>PGRGC11 A11 015 SMOKE</p> <p>PGRGC21 A11 015 COAL</p>	<p>3</p> <p>BATTISCOPA SCALA 10x45 4"x18" 10 mm</p> <p>KIT 2 PZ.</p> <p>PGZGC3D A24 034 OFF-WHITE DX</p> <p>PGZGC0D A24 034 PEARL DX</p> <p>PGZGC4D A24 034 TAUPE DX</p> <p>PGZGC1D A24 034 SMOKE DX</p> <p>PGZGC2D A24 034 COAL DX</p> <p>PGZGC3S A24 034 OFF-WHITE SX</p> <p>PGZGC0S A24 034 PEARL SX</p> <p>PGZGC4S A24 034 TAUPE SX</p> <p>PGZGC1S A24 034 SMOKE SX</p> <p>PGZGC2S A24 034 COAL SX</p>	<p>4</p> <p>ANGOLO GRADONE A COSTA RETTA 34x34^{RECT} 13^{3/8}"x13^{3/8}" 10 mm</p> <p>PGEGC31 B07 095 OFF-WHITE</p> <p>PGEGC01 B07 095 PEARL</p> <p>PGEGC41 B07 095 TAUPE</p> <p>PGEGC11 B07 095 SMOKE</p> <p>PGEGC21 B07 095 COAL</p>	<p>6</p> <p>ELEMENTO "L" STRUTTURATO 15x30x4 6"x12"x1^{9/16}" 9 mm</p> <p>PGZGCA0 A20 028 PEARL</p> <p>PGZGCA4 A20 028 TAUPE</p> <p>PGZGCA1 A20 028 SMOKE</p> <p>PGZGCA2 A20 028 COAL</p>
<p>2</p> <p>BATTISCOPA 10x60,3 4"x24" 10 mm</p> <p>PGRGC30 A08 011 OFF-WHITE</p> <p>PGRGC00 A08 011 PEARL</p> <p>PGRGC40 A08 011 TAUPE</p> <p>PGRGC10 A08 011 SMOKE</p> <p>PGRGC20 A08 011 COAL</p>		<p>5</p> <p>GRADONE A COSTA RETTA 30x34^{RECT} 12"x13^{3/8}" 10 mm</p> <p>PGEGC30 A35 059 OFF-WHITE</p> <p>PGEGC00 A35 059 PEARL</p> <p>PGEGC40 A35 059 TAUPE</p> <p>PGEGC10 A35 059 SMOKE</p> <p>PGEGC20 A35 059 COAL</p>	

IMBALLAGGI E PESI / PACKINGS AND WEIGHTS / VERPACKUNGEN UND GEWICHTE / EMBALLAGES ET POIDS

DESCRIZIONE DESCRIPTION	FORMATI SIZES	PEZZI SCATOLA PIECES BOX	PESO SCATOLA KG. WEIGHT BOX	MQ. SCATOLA SQM BOX	ML SCATOLA LM BOX	SCATOLE PALLET BOXES PALLET	PESO PALLET KG. WEIGHT PALLET	MQ. PALLET SQM PALLET
FONDO	90x90 ^{RECT}	2	40	1,62	-	30	1200	48,60
FONDO	45x90 ^{RECT}	3	30	1,215	-	30	900	36,45
FONDO	22,5x90 ^{RECT}	4	20	0,81	-	44	880	35,64
FONDO	60,3x60,3	4	36,8	1,454	-	32	1177,6	46,54
FONDO	60x60 ^{RECT}	4	31	1,44	-	32	992	46,08
FONDO	30x60 ^{RECT}	8	31	1,44	-	32	992	46,08
FONTO STRUTTURATO	30x60,3	9	33,45	1,628	-	32	1070,40	52,099
FONDO	20x60	15	22,30	1,80	-	40	892	72
FONDO STRUTTURATO 20mm	45x90 ^{RECT}	2	36,23	0,81	-	24	869,52	19,44
FONDO STRUTTURATO 20mm	45,5x91,4	2	37,20	0,831	-	24	892,80	19,961
MOSAICO 16 PZ.	30x30	4	7,5	0,36	-	78	585	28,08
MOSAICO ESAGONA	28,8x33,2	4	8,8	0,382	-	60	528	22,95
MOSAICO CUBE	22,2x38,7	4	7,5	0,343	-	72	540	24,743
DECORO ROSES	45x90 ^{RECT}	2	20	0,81	-	-	-	-
LISTELLO ROSES / RIBBON	22,5x90 ^{RECT}	2	10	0,405	-	-	-	-
DECORO SIGNS	45x90 ^{RECT}	3	30	1,215	-	-	-	-
LISTELLO SIGNS	22,5x90 ^{RECT}	3	15	0,607	-	-	-	-
BATTISCOPA	10x60,3	16	20	0,964	9,648	48	960	46,31
BATTISCOPA	10x60 ^{RECT}	12	15,48	0,72	7,20	60	928,8	43,2
BATTISCOPA SCALA KIT (2 PZ.)	10x45	5	8,5	0,4	-	-	-	-
GRADONE A COSTA RETTA	30x34	6	18	0,612	-	30	540	18,36
ANGOLO GRADONE A COSTA RETTA	34x34	2	6,6	0,231	-	48	316,8	11,09
DECORO EDGE MIX	20x60	2	2,40	0,24	-	-	-	-
LISTELLO	6,5x60	6	2,34	0,234	-	-	-	-
PREINCISO	20x60	14	21,50	1,68	-	40	860	67,20
DECORO TRACES	20x60	15	23,20	1,80	-	40	928,00	72
COSTA TORO 20mm	30x90 ^{RECT}	1	12,20	0,27	-	32	390,4	8,64
ANGOLO COSTA TORO 20mm	30x90 ^{RECT}	1	10,20	0,225	-	32	326,4	7,2
COSTA TORO GRIP 20mm	30x90 ^{RECT}	1	12,20	0,27	-	32	390,4	8,64
COSTA RETTA 20mm	30x90 ^{RECT}	1	12,20	0,27	-	32	390,4	8,64
ANGOLO COSTA RETTA 20mm	30x90 ^{RECT}	1	10,20	0,225	-	32	326,40	7,2
COSTA RETTA GRIP 20mm	30x90	1	12,20	0,27	-	32	390,40	8,64
GRIGLIA 20mm	15x45 ^{RECT}	4	10	0,27	-	48	480	12,96
ANGOLO GRIGLIA 20mm	15x45 ^{RECT}	4	10	0,225	-	48	480	10,8
ELEMENTO "L" STRUTTURATO	15x30x4	8	9,6	0,36	2,40	48	460,80	17,28



CARATTERISTICHE TECNICHE
TECHNICAL FEATURES / TECHNISCHE EIGENSCHAFTEN / CARACTÉRISTIQUES TECHNIQUES

GRES A MASSA COLORATA
COLOURED-BODY STONEWARE / FEINSTEINZEUG MIT FARBIGER MASSE / GRÈS CÉRAME À MASSE COLORÉE
EN 14411-G (Bla-UGL) • ANSI A137.1-UGL (UNGLAZED PORCELAIN TILES - P1 CLASS) • ISO 13006-G (Bla-UGL)

	RESISTENZA ALLO SCIVOLAMENTO / SLIP RESISTANCE	NATURALE	STRUTTURATO 10mm - 20 mm		FUGA MINIMA CONSIGLIATA / RECOMMENDED MINIMUM JOINT	
	DIN 51130	R10	R11		RECT (INDOOR)	2 mm
	DIN 51097	-	C (A+B+C)		NON RECT (INDOOR)	3-4 mm approx
	BCR TORTUS	$\mu > 0,40$	$\mu > 0,40$		OUTDOOR	5-6 mm approx
	ANSI A326.3	DCOF $\geq 0,42$	DCOF $\geq 0,42$			
	AS/NZS 4586	-	P4		STONALIZZAZIONE / SHADE VARIATION	
	BS 7976-2	-	36+		ANSI A137.1	V2 LIEVE VARIAZIONE / SLIGHT VARIATION

MONOPOROSA IN PASTA BIANCA SMALTATA
GLAZED WHITE BODY POROUS SINGLE-FIRED TILES / REVÊTEMENT MONOCUISSONS EN PÂTE BLANCHE ÉMAILLÉ / WANDFLIESEN AUS WEISSSCHERBIGEN GLASIERTE MONOPOROSA
EN 14411-L (BIII-GL) • ANSI A137.1-GL (GLAZED NON VITREOUS WALL TILES - P4 CLASS) • ISO 13006-L (BIII-GL)

	FUGA MINIMA CONSIGLIATA / RECOMMENDED MINIMUM JOINT			STONALIZZAZIONE / SHADE VARIATION
	NON RECT (INDOOR)	2 mm		ANSI A137.1



Memory Mood

PAVIMENTI E RIVESTIMENTI / GRES A MASSA COLORATA
FLOORS AND WALLS / COLOURED-BODY STONEWARE



CREAMY



HAZEL



COPPER



SHEER




DIM



KEEN

90x90 RECT



60,3x60,3
60x60 RECT



30x60,3



45,2x45,2



20x20





Pavimento / Floor
Keen 60,3x60,3



Pavimento / Floor
Copper 45,2x45,2
Decor Mood Mix 20x20

Pavimento / Floor
Dim 60,3x60,3





Rivestimento / Wall
Assi d'Alpe Stube 20x90,5
Pavimento / Floor
Sheer 20x20
Decor Mood 1 20x20



Rivestimento / Wall
Decor Mood Mix 20x20

Pavimento / Floor
Hazel 60,3x60,3





Pavimento / Floor
Hazel 60,3x60,3 **20mm**
Decor Mood 5 20x20

HAZEL

CREAMY

COPPER

SHEER



90x90^{RECT} 36"x36" 11 mm
PGGME105 A98 ● 196 ■

90x90^{RECT} 36"x36" 11 mm
PGGME005 A98 ● 196 ■

90x90^{RECT} 36"x36" 11 mm
PGGME505 A98 ● 196 ■



60x60^{RECT} 24"x24" 10 mm
PGWMER3 A61 ● 072 ■

30x60,3 12"x24" 9 mm
PG-ME30 A38 ● 058 ■

60x60^{RECT} 24"x24" 10 mm
PGWMER1 A61 ● 072 ■

30x60,3 12"x24" 9 mm
PG-ME10 A38 ● 058 ■

60x60^{RECT} 24"x24" 10 mm
PGWMER0 A61 ● 072 ■

30x60,3 12"x24" 9 mm
PG-ME00 A38 ● 058 ■

60x60^{RECT} 24"x24" 10 mm
PGWMER5 A61 ● 072 ■

30x60,3 12"x24" 9 mm
PG-ME50 A38 ● 058 ■



60,3x60,3 24"x24" 9 mm
PGWME30 A47 ● 066 ■

60,3x60,3 24"x24" 9 mm
PGWME10 A47 ● 066 ■

60,3x60,3 24"x24" 9 mm
PGWME00 A47 ● 066 ■

60,3x60,3 24"x24" 9 mm
PGWME50 A47 ● 066 ■

STRUTTURATO
60,3x60,3 24"x24" 9 mm
PGWMEE3 A47 ● 066 ■



45,2x45,2 18"x18" 9 mm
PGUME30 A44 ● 049 ■

20x20 8"x8" 9 mm
PGEME30 A38 ● 058 ■

45,2x45,2 18"x18" 9 mm
PGUME10 A44 ● 049 ■

20x20 8"x8" 9 mm
PGEME10 A38 ● 058 ■

45,2x45,2 18"x18" 9 mm
PGUME00 A44 ● 049 ■

20x20 8"x8" 9 mm
PGEME00 A38 ● 058 ■

45,2x45,2 18"x18" 9 mm
PGUME50 A44 ● 049 ■

20x20 8"x8" 9 mm
PGEME50 A38 ● 058 ■

DIM



90x90 RECT 36"x36" 11 mm
PGGME205 A98 ● 196 ■

KEEN



90x90 RECT 36"x36" 11 mm
PGGME405 A98 ● 196 ■



60x60 RECT 24"x24" 10 mm
PGWMER2 A61 ● 072 ■

30x60,3 12"x24" 9 mm
PG-ME20 A38 ● 058 ■

60,3x60,3 24"x24" 9 mm
PGWME20 A47 ● 066 ■

STRUTTURATO
60,3x60,3 24"x24" 9 mm
PGWMEE2 A47 ● 066 ■



45,2x45,2 18"x18" 9 mm
PGUME20 A44 ● 049 ■



20x20 8"x8" 9 mm
PGEME20 A38 ● 058 ■




60x60 RECT 24"x24" 10 mm
PGWMER4 A61 ● 072 ■

30x60,3 12"x24" 9 mm
PG-ME40 A38 ● 058 ■

60,3x60,3 24"x24" 9 mm
PGWME40 A47 ● 066 ■



45,2x45,2 18"x18" 9 mm
PGUME40 A44 ● 049 ■



20x20 8"x8" 9 mm
PGEME40 A38 ● 058 ■

DECOR MOOD



1 PGEMED1 2 PGEMED2 3 PGEMED3 4 PGEMED4 5 PGEMED5
6 PGEMED6 7 PGEMED7 8 PGEMED8 9 PGEMED9
20x20 8"x8" 9 mm
A79 ● 092 ■

MIX



20x20 8"x8" 9 mm
PGEMEDM A29 ● 050 ■
PREZZO PER COMPOSIZIONE 9 PZ /
PRICE FOR 9 PIECES COMPOSITION

PEZZI SPECIALI / TRIM PIECES / FORMSTÜCKE / PIÈCES SPÉCIALES



1 BATTISCOPIA SCALA 10x45 4"x18" KIT 2 PZ.
2 3 BATTISCOPIA 10x60 RECT 4"x24" 10x60,3 4"x24"
4 ANGOLO GRADONE A COSTA RETTA 34x34 RECT 13 3/8"x13 3/8"
5 GRADONE A COSTA RETTA 30x34 RECT 12"x13 3/8"

1	2	4	5
BATTISCOPIA SCALA 10x45 4"x18" 10 mm KIT 2 PZ.	BATTISCOPIA 10x60,3 4"x24" 10 mm	ANGOLO GRADONE A COSTA RETTA 34x34 RECT 13 3/8"x13 3/8" 10 mm	GRADONE A COSTA RETTA 30x34 RECT 12"x13 3/8" 10 mm
PGZME0D A24 ● 034 ■ COPPER DX	PGRME00 A08 ● 011 ■ COPPER	PGEME01 B07 ● 095 ■ COPPER	PGEME00 A35 ● 059 ■ COPPER
PGZME1D A24 ● 034 ■ CREAMY DX	PGRME10 A08 ● 011 ■ CREAMY	PGEME11 B07 ● 095 ■ CREAMY	PGEME10 A35 ● 059 ■ CREAMY
PGZME2D A24 ● 034 ■ DIM DX	PGRME20 A08 ● 011 ■ DIM	PGEME21 B07 ● 095 ■ DIM	PGEME20 A35 ● 059 ■ DIM
PGZME3D A24 ● 034 ■ HAZEL DX	PGRME30 A08 ● 011 ■ HAZEL	PGEME31 B07 ● 095 ■ HAZEL	PGEME30 A35 ● 059 ■ HAZEL
PGZME4D A24 ● 034 ■ KEEN DX	PGRME40 A08 ● 011 ■ KEEN	PGEME41 B07 ● 095 ■ KEEN	PGEME40 A35 ● 059 ■ KEEN
PGZME5D A24 ● 034 ■ SHEER DX	PGRME50 A08 ● 011 ■ SHEER	PGEME51 B07 ● 095 ■ SHEER	PGEME50 A35 ● 059 ■ SHEER
PGZME0S A24 ● 034 ■ COPPER SX			
PGZME1S A24 ● 034 ■ CREAMY SX			
PGZME2S A24 ● 034 ■ DIM SX			
PGZME3S A24 ● 034 ■ HAZEL SX			
PGZME4S A24 ● 034 ■ KEEN SX			
PGZME5S A24 ● 034 ■ SHEER SX			
	3 BATTISCOPIA 10x60 RECT 4"x24" 10 mm		
	PGRME01 A11 ● 015 ■ COPPER		
	PGRME11 A11 ● 015 ■ CREAMY		
	PGRME21 A11 ● 015 ■ DIM		
	PGRME31 A11 ● 015 ■ HAZEL		
	PGRME41 A11 ● 015 ■ KEEN		
	PGRME51 A11 ● 015 ■ SHEER		

Trattandosi di pezzi artigianali possono verificarsi piccole variazioni dimensionali / Handmade pieces: light size variations may occur / Da es sich um handgemachte Teile handelt, können es kleine dimensionale Veränderungen auftreten / Étant donné qu'il s'agit de pièces faites à la main il peut y avoir des petits changements dimensionnels

HAZEL STRUTTURATO




60,3x60,3 24"x24" 20 mm
 PGWMES3 B48 ● 204 ■
 60x60 RECT 24"x24"
 PGWMET3 B49 ● 095 ■

DIM STRUTTURATO



60,3x60,3 24"x24" 20 mm
 PGWMES2 B48 ● 204 ■
 60x60 RECT 24"x24"
 PGWMET2 B49 ● 095 ■

PEZZI SPECIALI / TRIM PIECES / FORMSTÜCKE / PIÈCES SPÉCIALES



<p>1</p> <p>COSTA TORO ANGOLARE DX 30x60 RECT 12"x24" 20 mm PGDMEK6 A90 ● 097 ■ HAZEL PGDMEK3 A90 ● 097 ■ DIM</p>	<p>4</p> <p>COSTA TORO GRIP 30x60 RECT 12"x24" 20 mm PGDMEJ3 A85 ● 101 ■ HAZEL PGDMEJ2 A85 ● 101 ■ DIM</p>	<p>7</p> <p>COSTA RETTA ANGOLARE DX 30x60 RECT 12"x24" 20 mm PGDMED6 A77 ● 092 ■ HAZEL PGDMED3 A77 ● 092 ■ DIM</p>	<p>10</p> <p>GRIGLIA ANGOLARE DX 15x60 RECT 6"x24" 20 mm PGDMEA6 B11 ● 110 ■ HAZEL PGDMEA3 B11 ● 110 ■ DIM</p>
<p>2</p> <p>COSTA TORO ANGOLARE SX 30x60 RECT 12"x24" 20 mm PGDMEK5 A90 ● 097 ■ HAZEL PGDMEK2 A90 ● 097 ■ DIM</p>	<p>5</p> <p>COSTA RETTA 30x60 RECT 12"x24" 20 mm PGDMEC3 A62 ● 087 ■ HAZEL PGDMEC2 A62 ● 087 ■ DIM</p>	<p>8</p> <p>COSTA RETTA ANGOLARE SX 30x60 RECT 12"x24" 20 mm PGDMED5 A77 ● 092 ■ HAZEL PGDMED2 A77 ● 092 ■ DIM</p>	<p>11</p> <p>GRIGLIA ANGOLARE SX 15x60 RECT 6"x24" 20 mm PGDMEA5 B11 ● 110 ■ HAZEL PGDMEA2 B11 ● 110 ■ DIM</p>
<p>3</p> <p>COSTA TORO 30x60 RECT 12"x24" 20 mm PGDMEF3 A69 ● 090 ■ HAZEL PGDMEF2 A69 ● 090 ■ DIM</p>	<p>6</p> <p>COSTA RETTA GRIP 30x60 RECT 12"x24" 20 mm PGDMEG3 A79 ● 099 ■ HAZEL PGDMEG2 A79 ● 099 ■ DIM</p>	<p>9</p> <p>GRIGLIA 15x60 RECT 6"x24" 20 mm PGDMEZ3 B07 ● 189 ■ HAZEL PGDMEZ2 B07 ● 189 ■ DIM</p>	

- Venduti solo a scatole complete / Only full boxes sold / Nur volle Karton / Vendus par boîte complete
- Lavorati solo su richiesta / Manufactured only upon special request / Nur auf Anfrage / Seulement à la demande
- Per tutti i pz speciali consegna 30 gg / For all trim pieces 30 days delivery / Formteile haben 30 Tage Lieferzeit / Livraison en 30 jours pour toutes les pièces spéciales

IMBALLAGGI E PESI / PACKINGS AND WEIGHTS / VERPACKUNGEN UND GEWICHTE / EMBALLAGES ET POIDS

DESCRIZIONE DESCRIPTION	FORMATI SIZES	PEZZI SCATOLA PIECES BOX	PESO SCATOLA KG. WEIGHT BOX	MQ. SCATOLA SQM BOX	ML SCATOLA LM BOX	SCATOLE PALLET BOXES PALLET	PESO PALLET KG. WEIGHT PALLET	MQ. PALLET SQM PALLET
FONDO	90x90 RECT	2	40	1,62	-	30	1200	48,60
FONDO	60,3x60,3	4	32,5	1,454	-	32	1040	46,542
FONDO	60x60 RECT	4	31	1,440	-	32	992	46,08
FONDO STRUTTURATO	60,3x60,3	4	32,5	1,454	-	32	1040	46,542
FONDO	30x60,3	9	33,45	1,628	-	32	1070,4	52,10
FONDO	45,2x45,2	8	33,9	1,634	-	52	1762,8	84,989
FONDO	20x20	30	22,2	1,20	-	45	999	54
DECOR MOOD	20x20	30	22,2	1,20	-	45	999	54
DECOR MOOD MIX	20x20	9	6,66	0,36	-	-	-	-
BATTISCOPA	10x60,3	16	20	0,965	9,648	48	960	46,31
BATTISCOPA	10x60 RECT	12	15,48	0,72	7,20	60	928,80	43,20
BATTISCOPA SCALA	10x45	5	8,5	0,400	-	-	-	-
GRADONE A COSTA RETTA	30x34	6	18	0,612	-	30	540	18,36
ANGOLO GRADONE A COSTA RETTA	34x34	2	6,6	0,231	-	48	316,8	11,098
FONDO 20mm STRUTTURATO	60,3x60,3	2	33,5	0,727	-	32	1072	23,27
FONDO 20mm STRUTTURATO	60x60 RECT	2	32,5	0,720	-	32	1040	23,04
COSTA TORO 20mm	30x60 RECT	1	8,125	0,180	-	100	812,5	18
ANGOLO COSTA TORO 20mm	30x60 RECT	1	6,10	0,135	-	100	610	13,50
COSTA TORO GRIP 20mm	30x60 RECT	1	8,125	0,180	-	100	812,5	18
COSTA RETTA 20mm	30x60 RECT	1	8,125	0,180	-	100	812,5	18
ANGOLO COSTA RETTA 20mm	30x60 RECT	1	6,1	0,135	-	100	610	13,50
COSTA RETTA GRIP 20mm	30x60 RECT	1	8,125	0,180	-	100	812,5	18
GRIGLIA 20mm	15x60 RECT	2	8	0,180	-	100	800	18
ANGOLO GRIGLIA 20mm	15x60 RECT	2	7	0,157	-	100	700	15,75



CARATTERISTICHE TECNICHE
 TECHNICAL FEATURES / TECHNISCHE EIGENSCHAFTEN / CARACTÉRISTIQUES TECHNIQUES

GRES A MASSA COLORATA
 COLOURED-BODY STONEWARE / FEINSTEINZEUG MIT FARBIGER MASSE / GRÉS CÉRAME À MASSE COLORÉE
 EN 14411-G (Bla-UGL) • ANSI A137.1-UGL (UNGLAZED PORCELAIN TILES - P1 CLASS) • ISO 13006-G (Bla-UGL)

RESISTENZA ALLO SCIVOLAMENTO / SLIP RESISTANCE	STRUTTURATO 10 mm - 20 mm	
	NATURALE	
DIN 51130	R10	R11
DIN 51097	B (A+B)	C (A+B+C)
BCR TORTUS	$\mu > 0,40$	$\mu > 0,40$
ANSI A326.3	DCOF ≥ 0.42	DCOF ≥ 0.42
AS/NZS 4586	-	P4
UNE ENV 12633	2	3
BS 7976-2	-	36+

FUGA MINIMA CONSIGLIATA / RECOMMENDED MINIMUM JOINT	
OUTDOOR	5-6 mm approx
RECT (INDOOR)	2 mm
NON RECT (INDOOR)	3-4 mm approx
FUGA PER POSA MODULARE / JOINT FOR MODULAR INSTALLATION	
RECT (INDOOR)	2 mm
NON RECT (INDOOR)	3-4 mm approx

STONALIZZAZIONE / SHADE VARIATION	
ANSI A137.1	V3 MODERATA VARIAZIONE / MODERATE VARIATION

Urbanature

PAVIMENTI E RIVESTIMENTI / GRES A MASSA COLORATA
FLOORS AND WALLS / COLOURED-BODY STONEWARE




LIME



CONCRETE



CEMENT



PORTLAND




SILICON

PR()TECT

ANTIBATTERICO - ANTIMICROBIAL

90x90 RECT



45x90 RECT



22,5x90 RECT



60,3x60,3
60x60 RECT



30x60 RECT



45,2x45,2





Pavimento / Floor
Portland 90x90 Rect



Pavimento / Floor
Lime 60x60 Rect




Rivestimento / Wall
Portland 30x60 Rect
Urban Texture Portland 30x60 Rect

Rivestimento / Wall
Urban Wood Portland 45x90 Rect
Portland 45x90 Rect
Pavimento / Floor
Portland 90x90 Rect






Pavimento / Floor
Portland 60x60 Rect
Portland 60,3x60,3 Strutturato
Urban Steel Portland 60x60 Rect



Pavimento / Floor
Cement 60x60 Rect **20mm**

Rivestimento / Wall
Concrete 22,5x90 Rect
Pavimento / Floor
Concrete 60,3x60,3 Strutturato



LIME



90x90^{RECT} 36"x36" 11 mm
PGGUNR05 A99 ● 196 ■



60x60^{RECT} 24"x24" 10 mm
PGWUN01P A68 ● 209 ■
60,3x60,3 24"x24"
PGWUN00P B47 ● 226 ■



45x90^{RECT} 18"x36" 11 mm
PGHUN001 A99 ● 196 ■



30x60^{RECT} 12"x24" 10 mm
PG-UN01 A68 ● 073 ■



22,5x90^{RECT} 9"x36" 11 mm
PG2UN001 B05 ● 204 ■



45,2x45,2 18"x18" 9 mm
PGUUN00 B45 ● 052 ■

CONCRETE




90x90^{RECT} 36"x36" 11 mm
PGGUNR15 A99 ● 196 ■




60x60^{RECT} 24"x24" 10 mm
PGWUN11P A68 ● 209 ■
60,3x60,3 24"x24"
PGWUN10P B47 ● 226 ■




45x90^{RECT} 18"x36" 11 mm
PGHUN101 A99 ● 196 ■



30x60^{RECT} 12"x24" 10 mm
PG-UN11 A68 ● 073 ■



22,5x90^{RECT} 9"x36" 11 mm
PG2UN101 B05 ● 204 ■



45,2x45,2 18"x18" 9 mm
PGUUN10 B45 ● 052 ■

CEMENT



90x90^{RECT} 36"x36" 11 mm
PGGUNR25 A99 ● 196 ■



60x60^{RECT} 24"x24" 10 mm
PGWUN21P A68 ● 209 ■
60,3x60,3 24"x24"
PGWUN20P B47 ● 226 ■




45x90^{RECT} 18"x36" 11 mm
PGHUN201 A99 ● 196 ■



30x60^{RECT} 12"x24" 10 mm
PG-UN21 A68 ● 073 ■



22,5x90^{RECT} 9"x36" 11 mm
PG2UN201 B05 ● 204 ■



45,2x45,2 18"x18" 9 mm
PGUUN20 B45 ● 052 ■

PORTLAND



90x90^{RECT} 36"x36" 11 mm
PGGUNR35 A99 ● 196 ■



60x60^{RECT} 24"x24" 10 mm
PGWUN31P A68 ● 209 ■
60,3x60,3 24"x24"
PGWUN30P B47 ● 226 ■




45x90^{RECT} 18"x36" 11 mm
PGHUN301 A99 ● 196 ■



30x60^{RECT} 12"x24" 10 mm
PG-UN31 A68 ● 073 ■



22,5x90^{RECT} 9"x36" 11 mm
PG2UN301 B05 ● 204 ■



45,2x45,2 18"x18" 9 mm
PGUUN30 B45 ● 052 ■

SILICON




90x90^{RECT} 36"x36" 11 mm
PGGUNR45 A99 ● 196 ■



60x60^{RECT} 24"x24" 10 mm
PGWUN41P A68 ● 209 ■
60,3x60,3 24"x24"
PGWUN40P B47 ● 226 ■



45x90^{RECT} 18"x36" 11 mm
PGHUN401 A99 ● 196 ■



30x60^{RECT} 12"x24" 10 mm
PG-UN41 A68 ● 073 ■



22,5x90^{RECT} 9"x36" 11 mm
PG2UN401 B05 ● 204 ■



45,2x45,2 18"x18" 9 mm
PGUUN40 B45 ● 052 ■

LIME



URBAN STEEL 10 mm
60x60^{RECT} 24"x24"
PGWUN50 A71 ● 082 ■



URBAN WAVY 10 mm
15x60^{RECT} 6"x24"
PG1UN00 A25 ● 036 ■



MOSAICO 16 PZ. 10 mm
30x30^{RECT} 12"x12"
PGZUN00 B28 ● 119 ■

CONCRETE



URBAN STEEL 10 mm
60x60^{RECT} 24"x24"
PGWUN51 A71 ● 082 ■



URBAN WAVY 10 mm
15x60^{RECT} 6"x24"
PG1UN10 A25 ● 036 ■



MOSAICO 16 PZ. 10 mm
30x30^{RECT} 12"x12"
PGZUN10 B28 ● 119 ■



STRUTTURATO * 10 mm
60,3x60,3 24"x24"
PGWUN15P B47 ● 226 ■


CEMENT



URBAN STEEL 10 mm
60x60^{RECT} 24"x24"
PGWUN52 A71 ● 082 ■



URBAN WAVY 10 mm
15x60^{RECT} 6"x24"
PG1UN20 A25 ● 036 ■



MOSAICO 16 PZ. 10 mm
30x30^{RECT} 12"x12"
PGZUN20 B28 ● 119 ■



STRUTTURATO * 10 mm
60,3x60,3 24"x24"
PGWUN25P B47 ● 226 ■

* La protezione antibatterica non è applicata / The antimicrobial protection is not applied / Der antibakterielle Schutz wird nicht angewendet / La protection antibactérienne n'est pas appliquée

PORTLAND



URBAN STEEL 10 mm
60x60^{RECT} 24"x24"
PGWUN53 A71 ● 082 ■



URBAN WAVY 10 mm
15x60^{RECT} 6"x24"
PG1UN30 A25 ● 036 ■



MOSAICO 16 PZ. 10 mm
30x30^{RECT} 12"x12"
PGZUN30 B28 ● 119 ■



STRUTTURATO * 10 mm
60,3x60,3 24"x24"
PGWUN35P B47 ● 226 ■


SILICON



URBAN STEEL 10 mm
60x60^{RECT} 24"x24"
PGWUN54 A71 ● 082 ■



URBAN WAVY 10 mm
15x60^{RECT} 6"x24"
PG1UN40 A25 ● 036 ■



MOSAICO 16 PZ. 10 mm
30x30^{RECT} 12"x12"
PGZUN40 B28 ● 119 ■



STRUTTURATO * 10 mm
60,3x60,3 24"x24"
PGWUN45P B47 ● 226 ■

LIME



URBAN WOOD * 11 mm
45x90^{RECT} 18"x36"
PGHUN04 B11 ● 106 ■

CEMENT



URBAN WOOD * 11 mm
45x90^{RECT} 18"x36"
PGHUN24 B11 ● 106 ■

PORTLAND



URBAN WOOD * 11 mm
45x90^{RECT} 18"x36"
PGHUN34 B11 ● 106 ■

SILICON



URBAN WOOD * 11 mm
45x90^{RECT} 18"x36"
PGHUN44 B11 ● 106 ■

CONCRETE



URBAN WOOD LISTONE * 11 mm
22,5x90^{RECT} 9"x36"
PG2UN54 A46 ● 074 ■



URBAN TEXTURE * 10 mm
30x60^{RECT} 12"x24"
PG-UN13 A46 ● 184 ■



URBAN TEXTURE * 10 mm
6x60^{RECT} 2^{3/8}"x24"
PGTUN13 A29 ● 044 ■



URBAN TEXTURE * 10 mm
30x60^{RECT} 12"x24"
PG-UN33 A46 ● 184 ■



URBAN TEXTURE * 10 mm
6x60^{RECT} 2^{3/8}"x24"
PGTUN33 A29 ● 044 ■

* La protezione antibatterica non è applicata / The antimicrobial protection is not applied / Der antibakterielle Schutz wird nicht angewendet / La protection antibactérienne n'est pas appliquée

* La protezione antibatterica non è applicata / The antimicrobial protection is not applied / Der antibakterielle Schutz wird nicht angewendet / La protection antibactérienne n'est pas appliquée

Possibilità di utilizzo a pavimento in interni residenziali / Suitable for floor residential interiors / Es ist möglich die Bodenverlegung in Wohnambientes / Possibilité d'utilisation au sol dans les intérieurs résidentiels

CEMENT STRUTTURATO *



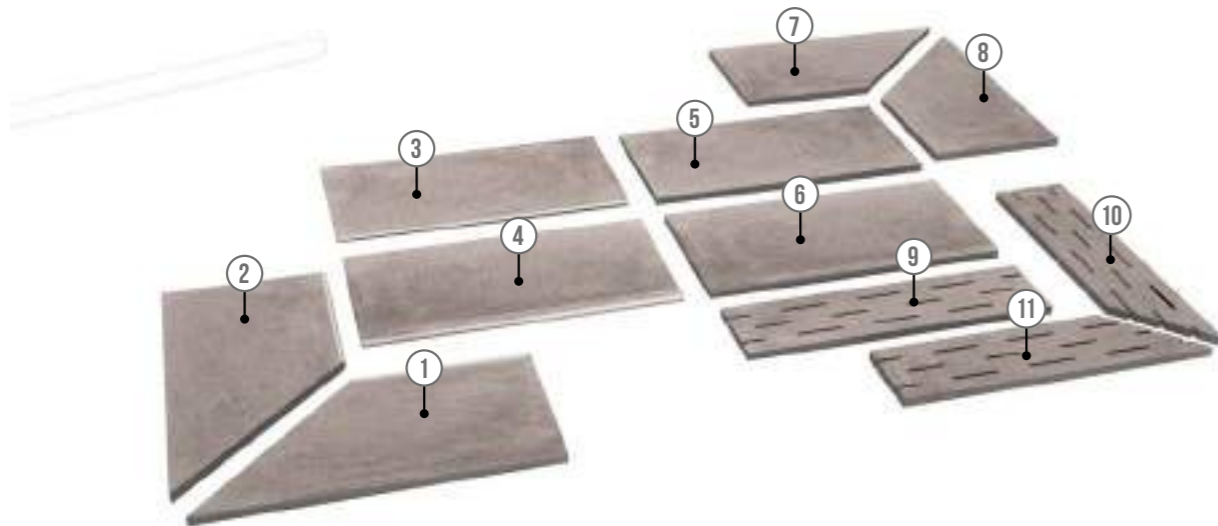
60,3x60,3 24"x24" 20 mm
 PGWUN28 B48 ● 204 ■
 60x60 RECT 24"x24"
 PGWUN29 B49 ● 095 ■

PORTLAND STRUTTURATO *



60,3x60,3 24"x24" 20 mm
 PGWUN38 B48 ● 204 ■
 60x60 RECT 24"x24"
 PGWUN39 B49 ● 095 ■

PEZZI SPECIALI / TRIM PIECES / FORMSTÜCKE / PIÈCES SPÉCIALES *



<p>1 COSTA TORO ANGOLARE DX 30x60 RECT 12"x24" 20 mm PGDUNK4 A90 ● 097 ■ CEMENT PGDUNK5 A90 ● 097 ■ PORTLAND</p>	<p>4 COSTA TORO GRIP 30x60 RECT 12"x24" 20 mm PGDUNJ2 A85 ● 101 ■ CEMENT PGDUNJ3 A85 ● 101 ■ PORTLAND</p>	<p>7 COSTA RETTA ANGOLARE DX 30x60 RECT 12"x24" 20 mm PGDUND4 A77 ● 092 ■ CEMENT PGDUND5 A77 ● 092 ■ PORTLAND</p>	<p>10 GRIGLIA ANGOLARE DX 15x60 RECT 6"x24" 20 mm PGDUNA4 B11 ● 110 ■ CEMENT PGDUNA5 B11 ● 110 ■ PORTLAND</p>
<p>2 COSTA TORO ANGOLARE SX 30x60 RECT 12"x24" 20 mm PGDUNK2 A90 ● 097 ■ CEMENT PGDUNK3 A90 ● 097 ■ PORTLAND</p>	<p>5 COSTA RETTA 30x60 RECT 12"x24" 20 mm PGDUNC2 A62 ● 087 ■ CEMENT PGDUNC3 A62 ● 087 ■ PORTLAND</p>	<p>8 COSTA RETTA ANGOLARE SX 30x60 RECT 12"x24" 20 mm PGDUND2 A77 ● 092 ■ CEMENT PGDUND3 A77 ● 092 ■ PORTLAND</p>	<p>11 GRIGLIA ANGOLARE SX 15x60 RECT 6"x24" 20 mm PGDUNA2 B11 ● 110 ■ CEMENT PGDUNA3 B11 ● 110 ■ PORTLAND</p>
<p>3 COSTA TORO 30x60 RECT 12"x24" 20 mm PGDUNF2 A69 ● 090 ■ CEMENT PGDUNF3 A69 ● 090 ■ PORTLAND</p>	<p>6 COSTA RETTA GRIP 30x60 RECT 12"x24" 20 mm PGDUNG2 A79 ● 099 ■ CEMENT PGDUNG3 A79 ● 099 ■ PORTLAND</p>	<p>9 GRIGLIA 15x60 RECT 6"x24" 20 mm PGDUNZ2 B07 ● 189 ■ CEMENT PGDUNZ3 B07 ● 189 ■ PORTLAND</p>	

* La protezione antibatterica non è applicata / The antimicrobial protection is not applied / Der antibakterielle Schutz wird nicht angewendet / La protection antibactérienne n'est pas appliquée

- Venduti solo a scatole complete / Only full boxes sold / Nur volle Karton / Vendus par boîte complete
- Lavorati solo su richiesta / Manufactured only upon special request / Nur auf Anfrage / Seulement à la demande
- Per tutti i pz speciali consegna 30 gg / For all trim pieces 30 days delivery / Formteile haben 30 Tage Lieferzeit / Livraison en 30 jours pour toutes les pièces spéciales



Rivestimento / Wall
 Urban Steel Portland 60x60 Rect
Pavimento / Floor
 Portland 60x60 Rect **20mm**

PEZZI SPECIALI / TRIM PIECES / FORMSTÜCKE / PIÈCES SPÉCIALES



<p>1 BATTISCOPA</p> <p>10x60,3 4"x24" 10 mm</p> <p>PGRUN20 A08 011 CEMENT</p> <p>PGRUN10 A08 011 CONCRETE</p> <p>PGRUN00 A08 011 LIME</p> <p>PGRUN30 A08 011 PORTLAND</p> <p>PGRUN40 A08 011 SILICON</p>	<p>4 ANGOLO GRADONE A COSTA RETTA</p> <p>34x34 13^{3/8}"x13^{3/8}" 10 mm</p> <p>PGEUN21 B07 095 CEMENT</p> <p>PGEUN11 B07 095 CONCRETE</p> <p>PGEUN01 B07 095 LIME</p> <p>PGEUN31 B07 095 PORTLAND</p> <p>PGEUN41 B07 095 SILICON</p>	<p>7 ANG. RACCORDO GRES</p> <p>1x1 3/8"x3/8"</p> <p>PGZUN2A A12 016 CEMENT</p> <p>PGZUN1A A12 016 CONCRETE</p> <p>PGZUN0A A12 016 LIME</p> <p>PGZUN3A A12 016 PORTLAND</p> <p>PGZUN4A A12 016 SILICON</p> <p>POSARE SOLO ALL'INTERNO/ STRICTLY FOR INTERIORS</p>	<p>9 BATTISCOPA SCALA</p> <p>10x45 4"x24" 10 mm</p> <p>KIT 2 PZ.</p> <p>PGZUN2D A24 034 CEMENT DX</p> <p>PGZUN1D A24 034 CONCRETE DX</p> <p>PGZUN0D A24 034 LIME DX</p> <p>PGZUN3D A24 034 PORTLAND DX</p> <p>PGZUN4D A24 034 SILICON DX</p> <p>PGZUN2S A24 034 CEMENT SX</p> <p>PGZUN1S A24 034 CONCRETE SX</p> <p>PGZUN0S A24 034 LIME SX</p> <p>PGZUN3S A24 034 PORTLAND SX</p> <p>PGZUN4S A24 034 SILICON SX</p> <p>POSARE SOLO ALL'INTERNO/ STRICTLY FOR INTERIORS</p>
<p>2 BATTISCOPA</p> <p>10x60 4"x24" 10 mm</p> <p>PGRUNR2 A11 015 CEMENT</p> <p>PGRUNR1 A11 015 CONCRETE</p> <p>PGRUNR0 A11 015 LIME</p> <p>PGRUNR3 A11 015 PORTLAND</p> <p>PGRUNR4 A11 015 SILICON</p>	<p>5 GRADONE A COSTA RETTA</p> <p>30x34 12"x13^{3/8}" 10 mm</p> <p>PGEUN20 A35 059 CEMENT</p> <p>PGEUN10 A35 059 CONCRETE</p> <p>PGEUN00 A35 059 LIME</p> <p>PGEUN30 A35 059 PORTLAND</p> <p>PGEUN40 A35 059 SILICON</p>	<p>8 RACCORDO GRES</p> <p>1x30 3/8"x12"</p> <p>PGZUNR2 A16 022 CEMENT</p> <p>PGZUNR1 A16 022 CONCRETE</p> <p>PGZUNR0 A16 022 LIME</p> <p>PGZUNR3 A16 022 PORTLAND</p> <p>PGZUNR4 A16 022 SILICON</p> <p>POSARE SOLO ALL'INTERNO/ STRICTLY FOR INTERIORS</p>	<p>6 ELEMENTO "L" STRUTTURATO *</p> <p>15x30x4 6"x12"x1^{9/16}" 9 mm</p> <p>PGZUNA2 A20 028 CEMENT</p> <p>PGZUNA1 A20 028 CONCRETE</p> <p>PGZUNA3 A20 028 PORTLAND</p> <p>PGZUNA4 A20 028 SILICON</p>
<p>3 BATTISCOPA</p> <p>10x60 4"x24" 10 mm</p> <p>PGRUNL2 A11 015 CEMENT</p> <p>PGRUNL1 A11 015 CONCRETE</p> <p>PGRUNL0 A11 015 LIME</p> <p>PGRUNL3 A11 015 PORTLAND</p> <p>PGRUNL4 A11 015 SILICON</p>			

IMBALLAGGI E PESI / PACKINGS AND WEIGHTS / VERPACKUNGEN UND GEWICHTE / EMBALLAGES ET POIDS

DESCRIZIONE DESCRIPTION	FORMATI SIZES	PEZZI SCATOLA PIECES BOX	PESO SCATOLA KG. WEIGHT BOX	MQ. SCATOLA SQM BOX	ML SCATOLA LM BOX	SCATOLE PALLET BOXES PALLET	PESO PALLET KG. WEIGHT PALLET	MQ. PALLET SQM PALLET
FONDO	90x90 RECT	2	40	1,62	-	30	1200	48,60
FONDO	45x90 RECT	3	30	1,215	-	30	900	36,45
FONDO	22,5x90 RECT	4	20	0,810	-	44	880	35,64
FONDO	60,3x60,3	4	32,5	1,454	-	32	1040	46,541
FONDO	60x60 RECT	4	32	1,44	-	32	1024	46,08
FONDO	30x60 RECT	8	32	1,44	-	32	1024	46,08
FONDO	45,2x45,2	8	33,90	1,634	-	52	1762,8	84,989
URBAN WOOD	45x90 RECT	2	20	0,810	-	15	300	12,15
URBAN WOOD LISTONE	22,5x90 RECT	2	10	0,405	-	-	-	-
URBAN TEXTURE	30x60 RECT	2	8	0,360	-	-	-	-
LISTELLO URBAN TEXTURE	6x60 RECT	4	3,2	0,144	-	-	-	-
URBAN WAVY	15x60 RECT	4	8	0,36	-	-	-	-
URBAN STEEL	60x60 RECT	2	14,4	0,72	-	20	288	14,40
MOSAICO 16 PZ	30x30 RECT	4	7,5	0,36	-	78	585	28,08
RACCORDO	1x30	8	0,8	0,024	-	-	-	-
ANGOLO RACCORDO	1x1	10	0,07	0,001	-	-	-	-
BATTISCOPA	10x60,3	16	20	0,965	9,648	48	960	46,31
BATTISCOPA	10x60 RECT	12	15,48	0,72	7,20	60	928,80	43,20
BATTISCOPA SCALA	10x45	5	8,5	0,425	-	-	-	-
GRADONE A COSTA RETTA	30x34	6	18	0,612	-	30	540	18,36
ANGOLO GRADONE A COSTA RETTA	34x34	2	6,6	0,231	-	48	316,8	11,098
ELEMENTO "L" STRUTTURATO	15x30x4	8	9,6	0,36	2,4	48	460,80	17,28
FONDO 20mm STRUTTURATO	60,3x60,3	2	33,5	0,727	-	32	1072	23,27
FONDO 20mm STRUTTURATO	60x60 RECT	2	32,5	0,720	-	32	1040	23,04
COSTA TORO 20mm	30x60 RECT	1	8,125	0,180	-	100	812,5	18
ANGOLO COSTA TORO 20mm	30x60 RECT	1	6,10	0,135	-	100	610	13,50
COSTA TORO GRIP 20mm	30x60 RECT	1	8,125	0,180	-	100	812,5	18
COSTA RETTA 20mm	30x60 RECT	1	8,125	0,180	-	100	812,5	18
ANGOLO COSTA RETTA 20mm	30x60 RECT	1	6,10	0,135	-	100	610	13,50
COSTA RETTA GRIP 20mm	30x60 RECT	1	8,125	0,180	-	100	812,5	18
GRIGLIA 20mm	15x60 RECT	2	8	0,18	-	100	800	18
ANGOLO GRIGLIA 20mm	15x60 RECT	2	7	0,157	-	100	700	15,75



CARATTERISTICHE TECNICHE
TECHNICAL FEATURES / TECHNISCHE EIGENSCHAFTEN / CARACTÉRISTIQUES TECHNIQUES

GRES A MASSA COLORATA
COLOURED-BODY STONEWARE / FEINSTEINZEUG MIT FARBIGER MASSE / GRÈS CÉRAME À MASSE COLORÉE
EN 14411-G (Bla-UGL) • ANSI A137.1-UGL (UNGLAZED PORCELAIN TILES - P1 CLASS) • ISO 13006-G (Bla-UGL)

	RESISTENZA ALLO SCIVOLAMENTO / SLIP RESISTANCE	NATURALE	STRUTTURATO 10 mm - 20 mm
	DIN 51130	R9	R11
	DIN 51097	-	C (A+B+C)
	BCR TORTUS	μ > 0,40	μ > 0,40
	ANSI A326.3	DCOF ≥ 0.42	DCOF ≥ 0.42
	AS/NZS 4586	-	P4
BS 7976-2	-	36+	

	FUGA MINIMA CONSIGLIATA / RECOMMENDED MINIMUM JOINT	
	OUTDOOR	5-6 mm approx
	RECT (INDOOR)	2 mm
	NON RECT (INDOOR)	3-4 mm approx
	FUGA PER POSA MODULARE / JOINT FOR MODULAR INSTALLATION	
RECT (INDOOR)	2 mm	
NON RECT (INDOOR)	3-4 mm approx	

	STONALIZZAZIONE / SHADE VARIATION
	ANSI A137.1

* La protezione antibatterica non è applicata / The antimicrobial protection is not applied / Der antibakterielle Schutz wird nicht angewendet / La protection antibactérienne n'est pas appliquée



Legni

WOODS

**Una sensazione di calore
per uno stile più naturale.**

A warm sensation for a more natural style.

Assi d'Alpe

PAVIMENTI / GRES A MASSA COLORATA
FLOORS / COLOURED-BODY STONEWARE



CHALET




BADIA



CIASA



MASO



STUBE

20x90,5





Pavimento / Floor
Badia 20x90,5








Pavimento / Floor
Ciasa 20x90,5



Pavimento / Floor
Maso 20x90,5

Pavimento / Floor
Chalet 20x90,5



CHALET	BADIA	CIASA	STUBE	MASO
				
20x90,5 8"x36" 10 mm PG2DA001 B46 ● 067 ■	20x90,5 8"x36" 10 mm PG2DA301 B46 ● 067 ■	20x90,5 8"x36" 10 mm PG2DA201 B46 ● 067 ■	20x90,5 8"x36" 10 mm PG2DA101 B46 ● 067 ■	20x90,5 8"x36" 10 mm PG2DA401 B46 ● 067 ■

IMBALLAGGI E PESI / PACKINGS AND WEIGHTS / VERPACKUNGEN UND GEWICHTE / EMBALLAGES ET POIDS

DESCRIZIONE DESCRIPTION	FORMATI SIZES	PEZZI SCATOLA PIECES BOX	PESO SCATOLA KG. WEIGHT BOX	MQ. SCATOLA SQM BOX	ML SCATOLA LM BOX	SCATOLE PALLET BOXES PALLET	PESO PALLET KG. WEIGHT PALLET	MQ. PALLET SQM PALLET
FONDO	20x90,5	6	24,50	1,086	-	48	1176	52,128
BATTISCOPIA	10x60,3	16	20	0,966	9,648	48	960	46,387



PEZZI SPECIALI / TRIM PIECES / FORMSTÜCKE / PIÈCES SPÉCIALES



BATTISCOPIA
10x60,3 • 4"x24"

BATTISCOPIA			
10x60,3	4"x24"	10 mm	
PGRDA00	A08 ● 011 ■	CHALET	
PGRDA30	A08 ● 011 ■	BADIA	
PGRDA20	A08 ● 011 ■	CIASA	
PGRDA10	A08 ● 011 ■	STUBE	
PGRDA40	A08 ● 011 ■	MASO	

PROTECT

ANTIBATTERICO - ANTIMICROBIAL

Per ordini superiori ai 1.000 Mq può essere richiesta la protezione antibatterica con una maggiorazione di 2,5€ netti al Mq / For orders above 1.000 Sqm the anti-bacterial protection may be requested and added, with a €2,50/Sqm net price increase / Pour commandes supérieures à 1.000 m2 vous pouvez demander la protection antibactérienne avec un prix majoré de 2,5 Euro net/m² / Sie koennen den antibakterielle Hygieneschutz von nachfragen für alle Aufträge ab 1000 QM, mit einer Preiserhöhung von Euro 2,50/QM netto

CARATTERISTICHE TECNICHE

TECHNICAL FEATURES / TECHNISCHE EIGENSCHAFTEN / CARACTÉRISTIQUES TECHNIQUES

GRES A MASSA COLORATA

COLOURED-BODY STONEWARE / FEINSTEINZEUG MIT FARBIGER MASSE / GRÈS CÉRAME À MASSE COLORÉE
EN 14411-G (Bla-UGL) • ANSI A137.1-UGL (UNGLAZED PORCELAIN TILES - P1 CLASS) • ISO 13006-G (Bla-UGL)

RESISTENZA ALLO SCIVOLAMENTO / SLIP RESISTANCE	
DIN 51130	R10
DIN 51097	A
BCR TORTUS	μ > 0,40
ANSI A326.3	DCOF ≥ 0.42

STONALIZZAZIONE / SHADE VARIATION	
ANSI A137.1	V2 (Badia - Ciasa - Chalet) LIEVE VARIAZIONE SLIGHT VARIATION

FUGA MINIMA CONSIGLIATA/ RECOMMENDED MINIMUM JOINT	
NON RECT (INDOOR)	3-4 mm approx

STONALIZZAZIONE / SHADE VARIATION	
ANSI A137.1	V3 (Stube - Maso) MODERATA VARIAZIONE MODERATE VARIATION



Chic Wood

PAVIMENTI / GRES A MASSA COLORATA
FLOORS / COLOURED-BODY STONEWARE



MILK



HONEY



COCO




FOAM




EMBER

PROTECT
ANTIBATTERICO · ANTIMICROBIAL


30x180 RECT



20x180 RECT



30x120 RECT



20x120 RECT





Pavimento/ Floor
Foam 20x180 Rect
Foam 30x180 Rect
Quadrus 3 (Foam-Ember) 30x30 Rect
Quadrus Foam 30x30 Rect
Quadrus Ember 30x30 Rect



Pavimento e rivestimento / Floor and wall
Milk 30x120 Rect
Quadrus 1 (Milk-Coco) 30x30 Rect

Pavimento e rivestimento / Floor and wall
Milk 30x120 Rect
Quadrus 1 (Milk-Coco) 30x30 Rect





Rivestimento/ Wall
Herring Ember 24,4x60 Rect

Pavimento/ Floor
Ember 20x120 Rect



Pavimento/ Floor
Coco 30x120 Rect **20mm**
Coco 20x120 Rect EXT
Coco 30x180 Rect

MILK



30x180^{RECT} 12"x71" 12 mm
PGICH40 B17 ● 095 ■



20x180^{RECT} 8"x71" 12 mm
PG4CH40 B17 ● 095 ■



30x120^{RECT} 12"x48" 10 mm
PG6CH40 A68 ● 077 ■



20x120^{RECT} 8"x48" 10 mm
PG0CH40 A68 ● 077 ■

EXT*

20x120^{RECT} 8"x48" 10 mm
PG0CH45 A73 ● 196 ■

HONEY



30x180^{RECT} 12"x71" 12 mm
PGICH30 B17 ● 095 ■



20x180^{RECT} 8"x71" 12 mm
PG4CH30 B17 ● 095 ■



30x120^{RECT} 12"x48" 10 mm
PG6CH30 A68 ● 077 ■



20x120^{RECT} 8"x48" 10 mm
PG0CH30 A68 ● 077 ■

EXT*

20x120^{RECT} 8"x48" 10 mm
PG0CH35 A73 ● 196 ■

* La protezione antibatterica non è applicata / The antimicrobial protection is not applied / Der antibakterielle Schutz wird nicht angewendet / La protection antibactérienne n'est pas appliquée

* La protezione antibatterica non è applicata / The antimicrobial protection is not applied / Der antibakterielle Schutz wird nicht angewendet / La protection antibactérienne n'est pas appliquée

COCO



30x180^{RECT} 12"x71"
PGICH00 B17 ● 095 ■ 12 mm



20x180^{RECT} 8"x71"
PG4CH00 B17 ● 095 ■ 12 mm



30x120^{RECT} 12"x48"
PG6CH00 A68 ● 077 ■ 10 mm



20x120^{RECT} 8"x48"
PG0CH00 A68 ● 077 ■ 10 mm

EXT*

20x120^{RECT} 8"x48"
PG0CH05 A73 ● 196 ■

FOAM



30x180^{RECT} 12"x71"
PGICH20 B17 ● 095 ■ 12 mm



20x180^{RECT} 8"x71"
PG4CH20 B17 ● 095 ■ 12 mm



30x120^{RECT} 12"x48"
PG6CH20 A68 ● 077 ■ 10 mm



20x120^{RECT} 8"x48"
PG0CH20 A68 ● 077 ■ 10 mm

* La protezione antibatterica non è applicata / The antimicrobial protection is not applied / Der antibakterielle Schutz wird nicht angewendet / La protection antibactérienne n'est pas appliquée

* La protezione antibatterica non è applicata / The antimicrobial protection is not applied / Der antibakterielle Schutz wird nicht angewendet / La protection antibactérienne n'est pas appliquée

EMBER



30x180^{RECT} 12"x71" 12 mm
PGICH10 B17 ● 095 ■



20x180^{RECT} 8"x71" 12 mm
PG4CH10 B17 ● 095 ■



30x120^{RECT} 12"x48" 10 mm
PG6CH10 A68 ● 077 ■



20x120^{RECT} 8"x48" 10 mm
PG0CH10 A68 ● 077 ■

PEZZI SPECIALI / TRIM PIECES / FORMSTÜCKE / PIÈCES SPÉCIALES



1 BATTISCOPIA
10x60^{RECT} 4"x24"



2 GRADINO PLUS
34x120x4,5^{RECT} 13^{3/8}"x48"x1^{3/4}"



3 ANGOLARE DX GRADINO PLUS
34x120x4,5^{RECT} 13^{3/8}"x48"x1^{3/4}"



4 ANGOLARE SX GRADINO PLUS
34x120x4,5^{RECT} 13^{3/8}"x48"x1^{3/4}"

1 BATTISCOPIA
10x60^{RECT} 4"x24" 10 mm

PGRCH40	A11 ● 015 ■ MILK
PGRCH30	A11 ● 015 ■ HONEY
PGRCH00	A11 ● 015 ■ COCO
PGRCH20	A11 ● 015 ■ FOAM
PGRCH10	A11 ● 015 ■ EMBER

2 GRADINO PLUS
34x120x4,5^{RECT} 13^{3/8}"x48"x1^{3/4}" 10 mm

PGDCH40	B33 ● 124 ■ MILK
PGDCH30	B33 ● 124 ■ HONEY
PGDCH00	B33 ● 124 ■ COCO
PGDCH20	B33 ● 124 ■ FOAM
PGDCH10	B33 ● 124 ■ EMBER

3 ANGOLARE DX GRADINO PLUS
34x120x4,5^{RECT} 13^{3/8}"x48"x1^{3/4}" 10 mm

PGDCH41	B37 ● 135 ■ MILK
PGDCH31	B37 ● 135 ■ HONEY
PGDCH01	B37 ● 135 ■ COCO
PGDCH21	B37 ● 135 ■ FOAM
PGDCH11	B37 ● 135 ■ EMBER

4 ANGOLARE SX GRADINO PLUS
34x120x4,5^{RECT} 13^{3/8}"x48"x1^{3/4}" 10 mm

PGDCH42	B37 ● 135 ■ MILK
PGDCH32	B37 ● 135 ■ HONEY
PGDCH02	B37 ● 135 ■ COCO
PGDCH22	B37 ● 135 ■ FOAM
PGDCH12	B37 ● 135 ■ EMBER

QUADRUS MILK



30x30^{RECT} 12"x12" 10 mm
PGZCH40 A08 ● 011 ■

QUADRUS HONEY



30x30^{RECT} 12"x12" 10 mm
PGZCH30 A08 ● 011 ■

QUADRUS COCO



30x30^{RECT} 12"x12" 10 mm
PGZCH00 A08 ● 011 ■

QUADRUS FOAM




30x30^{RECT} 12"x12" 10 mm
PGZCH20 A08 ● 011 ■

QUADRUS EMBER




30x30^{RECT} 12"x12" 10 mm
PGZCH10 A08 ● 011 ■

QUADRUS 1 (MILK - COCO)




30x30^{RECT} 12"x12" 10 mm
PGZCHQ1 A19 ● 029 ■

QUADRUS 2 (HONEY - COCO)






30x30^{RECT} 12"x12" 10 mm
PGZCHQ2 A19 ● 029 ■

QUADRUS 3 (FOAM - EMBER)



30x30^{RECT} 12"x12" 10 mm
PGZCHQ3 A19 ● 029 ■

ESEMPI COMPOSIZIONI / TILE LAYOUT EXAMPLES / KOMPOSITIONSBEISPIELE / EXEMPLES COMPOSITIONS



HERRING MILK*

A - SX
B - DX

24,4x60^{RECT} 9⁵/₈"x24"
PGZCH54 A19 ● 027 ■

10 mm

HERRING HONEY*

A - SX
B - DX

24,4x60^{RECT} 9⁵/₈"x24"
PGZCH53 A19 ● 027 ■

10 mm

HERRING COCO*

A - SX
B - DX

24,4x60^{RECT} 9⁵/₈"x24"
PGZCH50 A19 ● 027 ■

10 mm

MILK

30x120^{RECT} 12"x48"
PG6CH641 B21 ● 201 ■

20 mm

HERRING FOAM*

A - SX
B - DX

24,4x60^{RECT} 9⁵/₈"x24"
PGZCH52 A19 ● 027 ■

10 mm

HERRING EMBER*

A - SX
B - DX

24,4x60^{RECT} 9⁵/₈"x24"
PGZCH51 A19 ● 027 ■

10 mm

MODULO A+B**

60 cm
24,4 cm

A - SX
B - DX

HONEY

30x120^{RECT} 12"x48"
PG6CH631 B21 ● 201 ■

20 mm

COCO

30x120^{RECT} 12"x48"
PG6CH601 B21 ● 201 ■

20 mm

** Esempio di sviluppo su superficie 1x1 mt / Example of extension on 1x1 mt surface / Beispiel für die Oberflächenentwicklung auf 1x1 m Oberfläche / Exemple d'une surface de 1 mètre par 1 mètre (mq 1,06 - 12 pz)

CHEVRON MILK

10x53,5^{RECT} 4"x21"
PGZCHC4 B27 ● 117 ■

10 mm

CHEVRON HONEY

10x53,5^{RECT} 4"x21"
PGZCHC3 B27 ● 117 ■

10 mm

CHEVRON COCO

10x53,5^{RECT} 4"x21"
PGZCHC0 B27 ● 117 ■

10 mm

CHEVRON FOAM

10x53,5^{RECT} 4"x21"
PGZCHC2 B27 ● 117 ■

10 mm

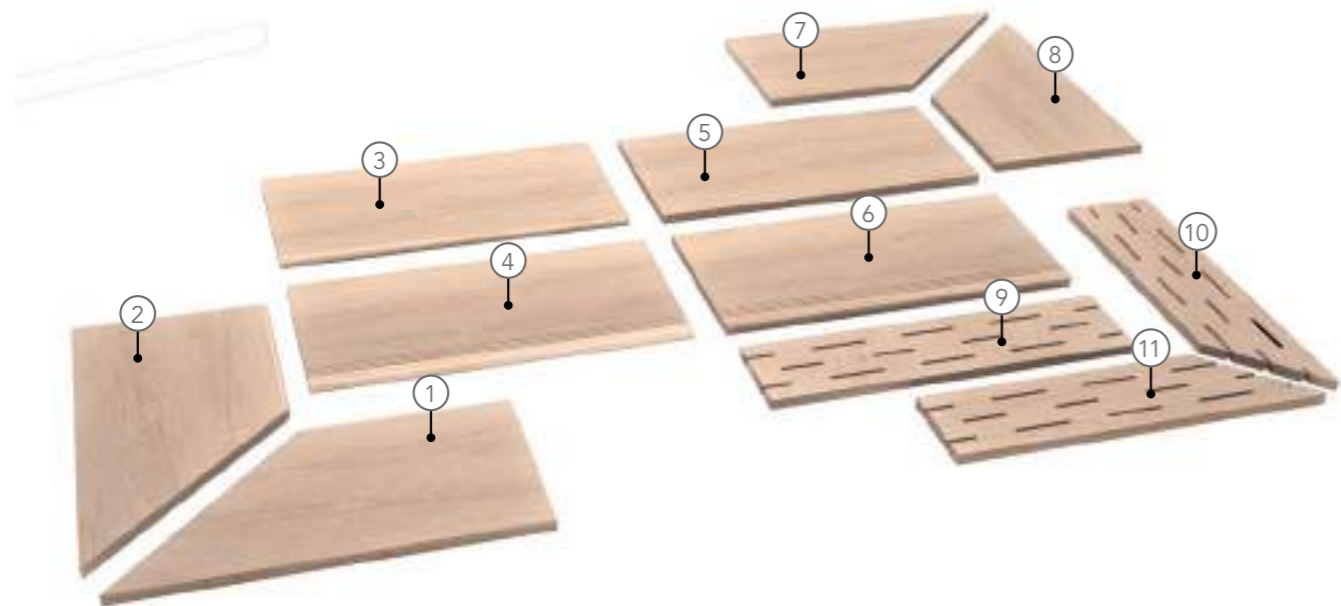
CHEVRON EMBER

10x53,5^{RECT} 4"x21"
PGZCHC1 B27 ● 117 ■

10 mm

* Venduti solo a scatole complete (4 pz A e 4 pz B) / Sold in full boxes only (4 pcs A and 4 pcs B) / Verkauf nur in kompletten Kisten (4 Stück A und 4 Stück B) / Vendus uniquement en boîtes complètes (4 pcs A et 4 pcs B)

PEZZI SPECIALI / TRIM PIECES / FORMSTÜCKE / PIÈCES SPÉCIALES



<p>1</p> <p>COSTA TORO ANGOLARE DX 30x60^{RECT} 12"x24" 20 mm PGDCHK8 A90 097 MILK PGDCHK5 A90 097 HONEY PGDCHK1 A90 097 COCO</p>	<p>2</p> <p>COSTA TORO ANGOLARE SX 30x60^{RECT} 12"x24" 20 mm PGDCHK9 A90 097 MILK PGDCHK6 A90 097 HONEY PGDCHK2 A90 097 COCO</p>	<p>3</p> <p>COSTA TORO 30x60^{RECT} 12"x24" 20 mm PGDCHF4 A69 097 MILK PGDCHF3 A69 097 HONEY PGDCHF0 A69 097 COCO</p>	<p>4</p> <p>COSTA TORO GRIP 30x60^{RECT} 12"x24" 20 mm PGDCHJ4 A85 101 MILK PGDCHJ3 A85 101 HONEY PGDCHJ0 A85 101 COCO</p>
<p>5</p> <p>COSTA RETTA 30x60^{RECT} 12"x24" 20 mm PGDCHC4 A62 087 MILK PGDCHC3 A62 087 HONEY PGDCHC0 A62 087 COCO</p>	<p>6</p> <p>COSTA RETTA GRIP 30x60^{RECT} 12"x24" 20 mm PGDCHG4 A79 099 MILK PGDCHG3 A79 099 HONEY PGDCHG0 A79 099 COCO</p>	<p>7</p> <p>COSTA RETTA ANGOLARE DX 30x60^{RECT} 12"x24" 20 mm PGDCHD8 A77 092 MILK PGDCHD5 A77 092 HONEY PGDCHD1 A77 092 COCO</p>	<p>8</p> <p>COSTA RETTA ANGOLARE SX 30x60^{RECT} 12"x24" 20 mm PGDCHD9 A77 092 MILK PGDCHD6 A77 092 HONEY PGDCHD2 A77 092 COCO</p>
<p>9</p> <p>GRIGLIA 15x60^{RECT} 6"x24" 20 mm PGDCHZ4 B07 189 MILK PGDCHZ3 B07 189 HONEY PGDCHZ0 B07 189 COCO</p>	<p>10</p> <p>GRIGLIA ANGOLARE DX 15x60^{RECT} 6"x24" 20 mm PGDCHA8 B11 110 MILK PGDCHA5 B11 110 HONEY PGDCHA1 B11 110 COCO</p>	<p>11</p> <p>GRIGLIA ANGOLARE SX 15x60^{RECT} 6"x24" 20 mm PGDCHA9 B11 110 MILK PGDCHA6 B11 110 HONEY PGDCHA2 B11 110 COCO</p>	

IMBALLAGGI E PESI / PACKINGS AND WEIGHTS / VERPACKUNGEN UND GEWICHTE / EMBALLAGES ET POIDS

DESCRIZIONE DESCRIPTION	FORMATI SIZES	PEZZI SCATOLA PIECES BOX	PESO SCATOLA KG. WEIGHT BOX	MQ. SCATOLA SQM BOX	ML SCATOLA LM BOX	SCATOLE PALLET BOXES PALLET	PESO PALLET KG. WEIGHT PALLET	MQ. PALLET SQM PALLET
FONDO NATURALE / EXT	20x120 ^{RECT}	5	26,4	1,2	-	24	633,6	28,8
FONDO	20x180 ^{RECT}	3	28,5	1,08	-	48	1368,5	51,84
FONDO	30x120 ^{RECT}	4	31,68	1,44	-	18	570,24	25,92
FONDO 20 mm	30x120 ^{RECT}	2	33,25	0,72	-	32	1064	23,04
FONDO	30x180 ^{RECT}	2	28,5	1,08	-	45	1282,5	48,6
QUADRUS	30x30 ^{RECT}	4	7,5	0,36	-	78	585	28,08
CHEVRON	10x53,5 ^{RECT}	16	19,4	0,856	-	40	776	34,24
HERRING	24,4x60 ^{RECT}	8	15	0,705	-	24	360	16,934
GRADINO PLUS	34x120x4,5 ^{RECT}	2	35	0,816	-	24	420	9,792
ANGOLARE DX GRADINO PLUS	34x120x4,5 ^{RECT}	1	17,5	0,408	-	24	420	9,792
ANGOLARE SX GRADINO PLUS	34x120x4,5 ^{RECT}	1	17,5	0,408	-	24	420	9,792
BATTISCOPIA	10x60 ^{RECT}	12	15,48	0,72	7,2	60	928,8	43,2
COSTA TORO 20 mm	30x60 ^{RECT}	1	8,125	0,18	-	100	812,5	18
ANGOLO COSTA TORO 20 mm	30x60 ^{RECT}	1	6,1	0,135	-	100	610	13,5
COSTA TORO GRIP 20 mm	30x60 ^{RECT}	1	8,125	0,18	-	100	812,5	18
COSTA RETTA 20 mm	30x60 ^{RECT}	1	8,125	0,18	-	100	812,5	18
ANGOLO COSTA RETTA 20 mm	30x60 ^{RECT}	1	6,1	0,135	-	100	610	13,5
COSTA RETTA GRIP 20 mm	30x60 ^{RECT}	1	8,125	0,18	-	100	812,5	18
GRIGLIA 20 mm	15x60 ^{RECT}	2	8	0,18	-	100	800	18
ANGOLO GRIGLIA 20 mm	15x60 ^{RECT}	2	7	0,157	-	100	700	15,75



CARATTERISTICHE TECNICHE

TECHNICAL FEATURES / TECHNISCHE EIGENSCHAFTEN / CARACTÉRISTIQUES TECHNIQUES

GRES A MASSA COLORATA
COLOURED-BODY STONEWARE / FEINSTEINZEUG MIT FARBIGER MASSE / GRÈS CÉRAME À MASSE COLORÉE
EN 14411-G (Bla-UGL) • ANSI A137.1-UGL (UNGLAZED PORCELAIN TILES - P1 CLASS) • ISO 13006-G (Bla-UGL)

	RESISTENZA ALLO SCIVOLAMENTO / SLIP RESISTANCE	NATURALE	EXT 10 mm 20 mm
	DIN 51130	R10	R11
	DIN 51097	B (A+B)	C (A+B+C)
	BCR TORTUS	$\mu > 0,40$	$\mu > 0,40$
	ANSI A326.3	DCOF ≥ 0.42	DCOF ≥ 0.42
	STONALIZZAZIONE / SHADE VARIATION		V2 LIEVE VARIAZIONE SLIGHT VARIATION
	ANSI A137.1		
	FUGA MINIMA CONSIGLIATA/ RECOMMENDED MINIMUM JOINT		
	OUTDOOR	5-6 mm approx	
	RECT (INDOOR)	2 mm	



Cross Wood

PAVIMENTI / GRES A MASSA COLORATA
FLOORS / COLOURED-BODY STONEWARE




BONE



BUFF



DUST

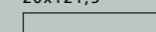


CINDER



EBONY

20x121,5



30x120 RECT





Pavimento / Floor
Buff 20x121,5



Pavimento / Floor
Cinder 20x121,5



Rivestimento / Wall
Experience 0.3
Nero Puro 100x300 Rect
Pavimento / Floor
Ebony 20x121,5

Pavimento / Floor
Dust 30x120 Rect 20mm





Pavimento / Floor
Bone 20x121,5

BONE



20x121,5 8"x48"
PG0CW00 A63 ● 074 ■ 10,5 mm

BUFF



20x121,5 8"x48"
PG0CW10 A63 ● 074 ■ 10,5 mm

EXT
PG0CWS1 A70 ● 076 ■

DUST



20x121,5 8"x48"
PG0CW40 A63 ● 074 ■ 10,5 mm

EXT
PG0CWS4 A70 ● 076 ■

CINDER



20x121,5 8"x48"
PG0CW30 A63 ● 074 ■ 10,5 mm

EXT
PG0CWS3 A70 ● 076 ■

EBONY



20x121,5 8"x48"
PG0CW20 A63 ● 074 ■ 10,5 mm

EXT
PG0CWS2 A70 ● 076 ■



BATTISCOPA
10x60,3 4"x24" 10 mm
PGR0CW00 A08 ● 011 ■ BONE



BATTISCOPA
10x60,3 4"x24" 10 mm
PGR0CW10 A08 ● 011 ■ BUFF



BATTISCOPA
10x60,3 4"x24" 10 mm
PGR0CW40 A08 ● 011 ■ DUST



BATTISCOPA
10x60,3 4"x24" 10 mm
PGR0CW30 A08 ● 011 ■ CINDER



BATTISCOPA
10x60,3 4"x24" 10 mm
PGR0CW20 A08 ● 011 ■ EBONY

BUFF



30x120^{RECT} 12"x48"
PG6CW101 B21 ● 201 ■ 20 mm

DUST



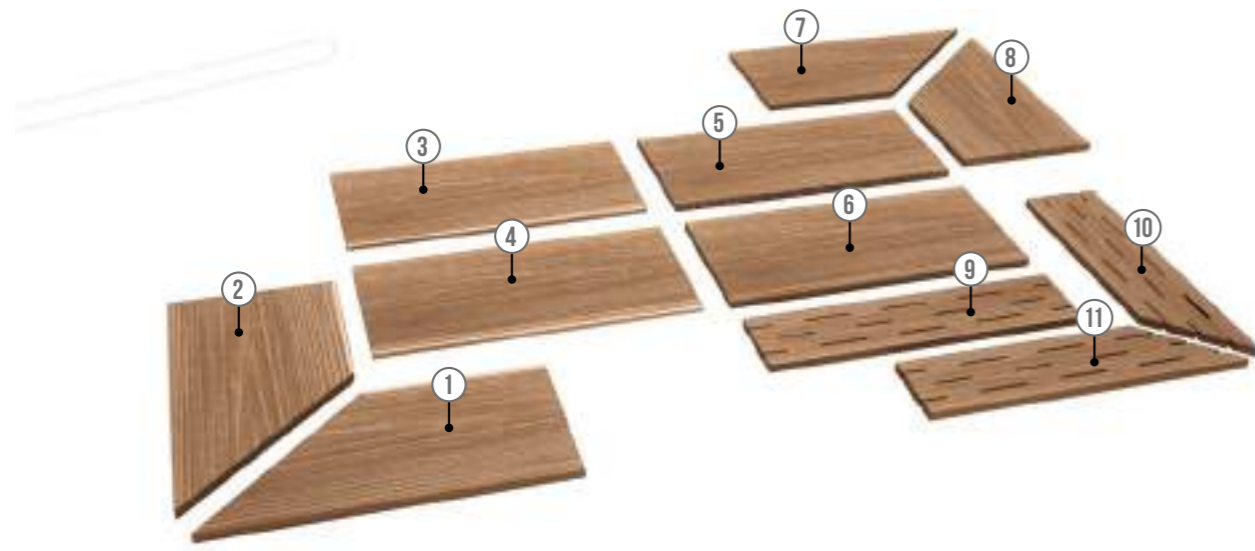
30x120^{RECT} 12"x48"
PG6CW401 B21 ● 201 ■ 20 mm

CINDER



30x120^{RECT} 12"x48"
PG6CW301 B21 ● 201 ■ 20 mm


PEZZI SPECIALI / TRIM PIECES / FORMSTÜCKE / PIÈCES SPÉCIALES



<p>1</p> <p>COSTA TORO ANGOLARE DX 30x60^{RECT} 12"x24" 20 mm PGDCWK1 A90 097 BUFF PGDCWK4 A90 097 DUST PGDCWK3 A90 097 CINDER</p>	<p>4</p> <p>COSTA TORO GRIP 30x60^{RECT} 12"x24" 20 mm PGDCWJ1 A85 101 BUFF PGDCWJ4 A85 101 DUST PGDCWJ3 A85 101 CINDER</p>	<p>7</p> <p>COSTA RETTA ANGOLARE DX 30x60^{RECT} 12"x24" 20 mm PGDCWD1 A77 092 BUFF PGDCWD4 A77 092 DUST PGDCWD3 A77 092 CINDER</p>	<p>9</p> <p>GRIGLIA 15x60^{RECT} 6"x24" 20 mm PGDCWZ1 B07 189 BUFF PGDCWZ4 B07 189 DUST PGDCWZ3 B07 189 CINDER</p>
<p>2</p> <p>COSTA TORO ANGOLARE SX 30x60^{RECT} 12"x24" 20 mm PGDCWK6 A90 097 BUFF PGDCWK8 A90 097 DUST PGDCWK7 A90 097 CINDER</p>	<p>5</p> <p>COSTA RETTA 30x60^{RECT} 12"x24" 20 mm PGDCWC1 A62 087 BUFF PGDCWC4 A62 087 DUST PGDCWC3 A62 087 CINDER</p>	<p>8</p> <p>COSTA RETTA ANGOLARE SX 30x60^{RECT} 12"x24" 20 mm PGDCWD6 A77 092 BUFF PGDCWD8 A77 092 DUST PGDCWD7 A77 092 CINDER</p>	<p>10</p> <p>GRIGLIA ANGOLARE DX 15x60^{RECT} 6"x24" 20 mm PGDCWA1 B11 110 BUFF PGDCWA4 B11 110 DUST PGDCWA3 B11 110 CINDER</p>
<p>3</p> <p>COSTA TORO 30x60^{RECT} 12"x24" 20 mm PGDCWF1 A69 090 BUFF PGDCWF4 A69 090 DUST PGDCWF3 A69 090 CINDER</p>	<p>6</p> <p>COSTA RETTA GRIP 30x60^{RECT} 12"x24" 20 mm PGDCWG1 A79 099 BUFF PGDCWG4 A79 099 DUST PGDCWG3 A79 099 CINDER</p>	<p>11</p> <p>GRIGLIA ANGOLARE SX 15x60^{RECT} 6"x24" 20 mm PGDCWA6 B11 110 BUFF PGDCWA8 B11 110 DUST PGDCWA7 B11 110 CINDER</p>	

IMBALLAGGI E PESI / PACKINGS AND WEIGHTS / VERPACKUNGEN UND GEWICHTE / EMBALLAGES ET POIDS

DESCRIZIONE DESCRIPTION	FORMATI SIZES	PEZZI SCATOLA PIECES BOX	PESO SCATOLA KG. WEIGHT BOX	MQ. SCATOLA SQM BOX	ML SCATOLA LM BOX	SCATOLE PALLET BOXES PALLET	PESO PALLET KG. WEIGHT PALLET	MQ. PALLET SQM PALLET
FONDO	20x121,5	5	29	1,215	-	24	696	29,16
FONDO 20 mm	30x120 ^{RECT}	2	33,25	0,72	-	32	1064	23,04
BATTISCOPA	10x60,3	16	20	0,964	9,648	48	960	46,310
COSTA TORO 20 mm	30x60 ^{RECT}	1	8,125	0,180	-	100	812,5	18
ANGOLO COSTA TORO 20 mm	30x60 ^{RECT}	1	6,10	0,135	-	100	610	13,50
COSTA TORO GRIP 20 mm	30x60 ^{RECT}	1	8,125	0,180	-	100	812,5	18
COSTA RETTA 20 mm	30x60 ^{RECT}	1	8,125	0,180	-	100	812,5	18
ANGOLO COSTA RETTA 20 mm	30x60 ^{RECT}	1	6,10	0,135	-	100	610	13,50
COSTA RETTA GRIP 20 mm	30x60 ^{RECT}	1	8,125	0,180	-	100	812,5	18
GRIGLIA 20 mm	15x60 ^{RECT}	2	8	0,180	-	100	800	18
ANGOLO GRIGLIA 20 mm	15x60 ^{RECT}	2	7	0,157	-	100	700	15,75



Pavimento / Floor
Dust 30x120 Rect 20mm

CARATTERISTICHE TECNICHE

TECHNICAL FEATURES / TECHNISCHE EIGENSCHAFTEN / CARACTÉRISTIQUES TECHNIQUES

GRES A MASSA COLORATA
COLOURED-BODY STONEWARE / FEINSTEINZEUG MIT FARBIGER MASSE / GRÈS CÉRAME À MASSE COLORÉE
EN 14411-G (Bla-UGL) • ANSI A137.1-UGL (UNGLAZED PORCELAIN TILES - P1 CLASS) • ISO 13006-G (Bla-UGL)

	RESISTENZA ALLO SCIVOLAMENTO / SLIP RESISTANCE	NATURALE	EXT 20 mm		STONALIZZAZIONE / SHADE VARIATION	
	DIN 51130	R10	R11		ANSI A137.1	V2 (Bone) LIEVE VARIAZIONE SLIGHT VARIATION
	DIN 51097	-	C (A+B+C)			
	BCR TORTUS	$\mu > 0,40$	$\mu > 0,40$		ANSI A137.1	V3 (Buff - Cinder - Dust - Ebony) MODERATA VARIAZIONE MODERATE VARIATION
	ANSI A326.3	DCOF ≥ 0.42	DCOF ≥ 0.42			
	AS/NZS 4586	-	P4			
	BS 7976-2	-	36+			
UNE ENV 12633	-	3				
	FUGA MINIMA CONSIGLIATA/ RECOMMENDED MINIMUM JOINT					
	OUTDOOR	5-6 mm approx				
	NON RECT (INDOOR)	3-4 mm approx				