

2018

CATALOGO GENERALE
MASTER CATALOGUE



Collezioni A-Z

COLLECTIONS A-Z

| | |
|-----------------|-----|
| Aisthesis 0.3 | 308 |
| Assi d'Alpe | 258 |
| Basalike | 32 |
| Bioarch | 44 |
| Buxstone | 56 |
| Chic Wood | 266 |
| Cotto Albergati | 192 |
| Cross Wood | 286 |
| Discover | 70 |
| Doghe 0.3 | 322 |
| Experience 0.3 | 332 |
| Glance | 196 |
| Horizon | 86 |
| Memory Mood | 218 |
| North Cape | 298 |
| Petra Solis | 116 |
| Pietre di Fanes | 130 |
| Prime Stone | 136 |
| Prime Stone 0.3 | 346 |
| Trilogy | 158 |
| Trilogy 0.3 | 360 |
| Urbanature | 234 |
| Urbanature 0.3 | 374 |

Indice

INDEX

| | | |
|-------------------------|-----------------|-----|
| Pietre STONES | Basalike [P] | 32 |
| | Bioarch | 44 |
| | Buxstone [P] | 56 |
| | Discover [P] | 70 |
| | Horizon [P] | 86 |
| | Petra Solis | 116 |
| | Pietre di Fanes | 130 |
| | Prime Stone [P] | 136 |
| | Trilogy [P] | 158 |

| | | |
|---|-----------------|-----|
| Cementi & Cotto CEMENTS & COTTO | Cotto Albergati | 192 |
| | Glance | 196 |
| | Memory Mood | 218 |
| | Urbanature [P] | 234 |

| | | |
|-----------------------|----------------|-----|
| Legni WOODS | Assi d'Alpe | 258 |
| | Chic Wood [P] | 266 |
| | Cross Wood | 286 |
| | North Cape [P] | 298 |

| | | |
|--------------------------------|-------------|-----|
| 20 mm HIGH THICKNESS | Bioarch | 44 |
| | Buxstone | 56 |
| | Chic Wood | 266 |
| | Cross Wood | 286 |
| | Discover | 70 |
| | Glance | 196 |
| | Horizon | 86 |
| | Memory Mood | 218 |
| | Petra Solis | 116 |
| | Prime Stone | 136 |
| | Urbanature | 234 |

| | | |
|---|---------------------|-----|
| Zero.3 LAMINATED PORCELAIN STONEWARE | Aisthesis 0.3 | 308 |
| | Doghe 0.3 | 322 |
| | Experience 0.3 | 332 |
| | Prime Stone 0.3 [P] | 346 |
| | Trilogy 0.3 [P] | 360 |
| | Urbanature 0.3 | 374 |

| | | |
|---------------------------------------|--------------------------------|-----|
| Dati Tecnici TECHNICAL DATA | Panaria e l'ambiente | 394 |
| | Certificazioni di qualità | 402 |
| | Informazioni per la posa | 406 |
| | Pulizia | 407 |
| | Caratteristiche Tecniche | 414 |
| | Carat. di sicurezza e termiche | 422 |
| | Condizioni generali di vendita | 424 |
| | Indice alfabetico dei prodotti | 428 |

Legenda

LEGEND

CODICE PREZZO ITALIA

● vendita al metro quadro

◐ vendita al pezzo

PRICE CODE INTERNATIONAL

■ sale by square meter

◐ sale by piece

[P] = P R O T E C T
ANTIBATTERICO - ANTIMICROBIAL

Indice per formato

INDEX BY SIZE

| | | |
|----------------|-----------------|-----|
| 100x300 | Aisthesis 0.3 | 308 |
| | Doghe 0.3 | 322 |
| | Experience 0.3 | 332 |
| | Prime Stone 0.3 | 346 |
| | Trilogy 0.3 | 360 |
| Urbanature 0.3 | 374 | |

| | | |
|----------------|-----------------|-----|
| 100x250 | Prime Stone 0.3 | 346 |
|----------------|-----------------|-----|

| | | |
|----------------|-----------------|-----|
| 100x100 | Aisthesis 0.3 | 308 |
| | Doghe 0.3 | 322 |
| | Experience 0.3 | 332 |
| | Prime Stone 0.3 | 346 |
| | Trilogy 0.3 | 360 |
| Urbanature 0.3 | 374 | |

| | | |
|---------------|-----------------|-----|
| 50x100 | Aisthesis 0.3 | 308 |
| | Experience 0.3 | 332 |
| | Prime Stone 0.3 | 346 |
| | Trilogy 0.3 | 360 |
| | Urbanature 0.3 | 374 |

| | | |
|---------------|---------|-----|
| 35x100 | Horizon | 86 |
| | Trilogy | 158 |

| | | |
|---------------|-----------|-----|
| 20x100 | Doghe 0.3 | 322 |
|---------------|-----------|-----|

| | | |
|---------------|-----------|-----|
| 20x200 | Doghe 0.3 | 322 |
|---------------|-----------|-----|

| | | |
|---------------|------------|-----|
| 30x180 | Chic Wood | 266 |
| | North Cape | 298 |

| | | |
|---------------|------------|-----|
| 20x180 | Chic Wood | 266 |
| | North Cape | 298 |

| | | |
|---------------|-----------|-----|
| 20x150 | Doghe 0.3 | 322 |
|---------------|-----------|-----|

| | | |
|---------------|----------|-----|
| 60x120 | Discover | 70 |
| | Horizon | 86 |
| | Trilogy | 158 |

| | | |
|---------------|------------|-----|
| 30x120 | Chic Wood | 266 |
| | Cross Wood | 286 |

| | | |
|---------------|------------|-----|
| 20x120 | Chic Wood | 266 |
| | Cross Wood | 286 |

| | | |
|----------------|-------------|-----|
| 20x90,5 | Assi d'Alpe | 258 |
| | North Cape | 298 |

| | | |
|--------------|-------------|-----|
| 90x90 | Buxstone | 56 |
| | Glance | 196 |
| | Horizon | 86 |
| | Memory Mood | 218 |
| | Prime Stone | 136 |
| | Trilogy | 158 |
| | Urbanature | 234 |

| | | |
|--------------|-------------|-----|
| 45x90 | Basalike | 32 |
| | Glance | 196 |
| | Prime Stone | 136 |
| | Urbanature | 234 |

| | | |
|----------------|------------|-----|
| 22,5x90 | Glance | 196 |
| | Urbanature | 234 |

| | | |
|--------------|-------------|-----|
| 60x60 | Basalike | 32 |
| | Bioarch | 44 |
| | Buxstone | 56 |
| | Discover | 70 |
| | Glance | 196 |
| | Horizon | 86 |
| | Memory Mood | 218 |
| | Petra Solis | 116 |
| | Prime Stone | 136 |
| | Trilogy | 158 |
| | Urbanature | 234 |

| | | |
|--------------|-------------|-----|
| 40x60 | Petra Solis | 116 |
|--------------|-------------|-----|

| | | |
|--------------|-------------|-----|
| 30x60 | Basalike | 32 |
| | Bioarch | 44 |
| | Buxstone | 56 |
| | Discover | 70 |
| | Glance | 196 |
| | Horizon | 86 |
| | Memory Mood | 218 |
| | Prime Stone | 136 |
| | Trilogy | 158 |
| | Urbanature | 234 |

| | | |
|--------------|-------------|-----|
| 20x60 | Discover | 70 |
| | Glance | 196 |
| | Prime Stone | 136 |

| | | |
|--------------|-------------|-----|
| 15x60 | Bioarch | 44 |
| | Discover | 70 |
| | Prime Stone | 136 |

| | | |
|--------------|----------------|-----|
| 50x50 | Aisthesis 0.3 | 308 |
| | Experience 0.3 | 332 |

| | | |
|--------------|-------------|-----|
| 45x45 | Memory Mood | 218 |
| | Urbanature | 234 |

| | | |
|--------------|-----------------|-----|
| 20x41 | Bioarch | 44 |
| | Buxstone | 56 |
| | Petra Solis | 116 |
| | Pietre di Fanes | 130 |

| | | |
|--------------|-------------|-----|
| 40x40 | Petra Solis | 116 |
|--------------|-------------|-----|

| | | |
|--------------|-----------------|-----|
| 30x30 | Cotto Albergati | 192 |
|--------------|-----------------|-----|

| | | |
|----------------|-----------------|-----|
| 20x30,5 | Bioarch | 44 |
| | Buxstone | 56 |
| | Pietre di Fanes | 130 |

| | | |
|--------------|-----------------|-----|
| 20x20 | Bioarch | 44 |
| | Buxstone | 56 |
| | Memory Mood | 218 |
| | Petra Solis | 116 |
| | Pietre di Fanes | 130 |

| | | |
|--------------|-----------------|-----|
| 15x30 | Cotto Albergati | 192 |
|--------------|-----------------|-----|

Indice per tecnologia

INDEX BY TECHNOLOGY

| | | |
|---|-----------------|-----|
| Gres Porcellanato PORCELAIN STONEWARE PAVIMENTI E RIVESTIMENTI FLOOR & WALL TILES | Assi d'Alpe | 258 |
| | Basalike [P] | 32 |
| | Bioarch | 44 |
| | Buxstone | 56 |
| | Chic Wood [P] | 266 |
| | Cotto Albergati | 192 |
| | Cross Wood | 286 |
| | Discover [P] | 70 |
| | Glance | 196 |
| | Horizon [P] | 86 |
| | Memory Mood | 218 |
| | North Cape [P] | 298 |
| | Petra Solis | 116 |
| | Pietre di Fanes | 130 |
| | Prime Stone [P] | 136 |
| Trilogy [P] | 158 | |
| Urbanature [P] | 234 | |

| | | |
|--|-------------|-----|
| 20 mm Gres Porcellanato PORCELAIN STONEWARE PAVIMENTI OUTDOOR OUTDOOR FLOORS | Bioarch | 44 |
| | Buxstone | 56 |
| | Chic Wood | 266 |
| | Cross Wood | 286 |
| | Discover | 70 |
| | Glance | 196 |
| | Horizon | 86 |
| | Memory Mood | 218 |
| | Petra Solis | 116 |
| | Prime Stone | 136 |
| | Urbanature | 234 |

| | | |
|---|---------------------|-----|
| Zero.3 Gres Laminato LAMINATED PORCELAIN STONEWARE PAVIMENTI E RIVESTIMENTI FLOOR & WALL TILES | Aisthesis 0.3 | 308 |
| | Doghe 0.3 | 322 |
| | Experience 0.3 | 332 |
| | Prime Stone 0.3 [P] | 346 |
| | Trilogy 0.3 [P] | 360 |
| | Urbanature 0.3 | 374 |

| | | |
|---|-------------|-----|
| Monoporosa MONOPOROSA RIVESTIMENTI WALL TILES | Glance | 196 |
| | Horizon | 86 |
| | Prime Stone | 136 |
| | Trilogy | 158 |

[P] = P R O T E C T
ANTIBATTERICO - ANTIMICROBIAL



La casa che sogniamo è un obiettivo realizzabile

The house of our dreams is now possible

Tutti desideriamo uno spazio che ci rappresenti e assomigli, specchio di ciò che siamo e vogliamo essere. Con Panaria, questo sogno diventa possibile, grazie ad un'offerta di soluzioni di pregio, articolate e strutturate, in grado di soddisfare ogni esigenza dell'abitare contemporaneo.

Everybody desires a space to call their own, that reflects and mirrors, who we are, and want to be. With Panaria this dream becomes real, thanks to a great range of quality products, articulated and designed to satisfy every need of contemporary living.

Fare ceramica è nella nostra cultura

Making ceramics is part of our tradition

La nostra storia inizia nel 1974 ed è ricca di successi importanti. La passione, unita alla capacità spiccatamente Made in Italy di proporre soluzioni di eccellenza estetica, qualità e affidabilità, ha saputo nel tempo rinnovare i valori di una lunga tradizione.

Our company started in 1974 and has been very successful over the years. Our unwavering passion and distinct Made in Italy capabilities allow us to offer a wide range of products with excellent aesthetic values that have great quality and which are reliable.





L'innovazione tecnologica è la chiave per raggiungere nuovi traguardi

Technological innovation is the key to reach new goals

L'utilizzo di materie prime ricercate e selezionate, l'eccellente attività di ricerca e sviluppo ed il ricco know how aziendale sono tutti fattori che portano al miglioramento qualitativo ed estetico del prodotto finito, nel totale rispetto per l'ambiente.

The use of raw materials, sought and chosen, the thorough development of research, and the rich company know how are factors that lead to improved high quality aesthetics of the finished product and a deep respect for the environment.

Le persone sono al centro dei nostri progetti

People are at the centre of our projects

In Panaria ci sentiamo una vera e propria famiglia, volti e storie accomunate dalla volontà di dare il meglio di sé ogni giorno pensando ai nostri clienti, per proseguire una storia entusiasmante di passione per la ceramica.

At Panaria we feel like a real family with its members and stories. This together with the will to give our best every day to our clients drives us to continue this strong passion for ceramics that we have.





Panariagroup.

Nel tempo e nel mondo, l'eccellenza ceramica

*Throughout time and around the world,
ceramic excellence*

Eccellere, nel mondo della ceramica di alta qualità, significa saper generare sempre prodotti a elevata componente tecnologica e impreziosirli con la massima attenzione estetica, con la cura di ogni dettaglio. Per soddisfare al meglio i gusti della fascia più elevata ed esigente del mercato, **Panariagroup** adotta da sempre la formula dell'eccellenza, unendo storica sapienza artigianale e attitudine all'avanguardia tecnologica. Con un impegno fondamentale ad agire e operare sempre con responsabilità.

Con oltre 40 anni di esperienza, **Panariagroup** è oggi una realtà internazionale con un cuore fortemente italiano, presente con 9 brand in oltre 120 paesi nel mondo grazie a una vasta e capillare rete commerciale.

*To excel in the world of high quality ceramics means knowing how to continuously create highly technological products and how to enhance them through the utmost attention to aesthetics and detail. **Panariagroup** has always adhered to the highest standards of excellence, combining its history of skilful artisan craftsmanship with cutting edge technology. This approach is intrinsically linked to a fundamental commitment to always act and operate responsibly.*

*With over 40 years of experience, **Panariagroup** is an international company with a strong Italian soul and an extensive sales network with 9 brands in over 120 countries all over the world.*



La responsabilità oltre la superficie

Responsibility below the surfaces

Panariagroup realizza prodotti che incontrano la vita quotidiana di milioni di persone nel mondo, nelle case e negli ambienti pubblici; nasce da qui l'impegno fondamentale e imprescindibile a operare con responsabilità.

Da sempre all'avanguardia nel coniugare in modo sapiente bellezza, qualità e sostenibilità, Panariagroup si impegna quotidianamente per ridurre l'impatto ambientale dei suoi prodotti e stabilimenti. Per il Gruppo, inoltre, il principio dell'agire nel rispetto della sostenibilità abbraccia anche politiche e pratiche che coinvolgono e regolano gli impatti dell'organizzazione, a livello sia economico sia sociale.

Per conoscere di più sull'impegno e sulle iniziative concrete di Panariagroup, è possibile consultare il Bilancio di Sostenibilità 2016, scaricabile qui www.panariagroup.it o richiedibile via mail a sustainability@panariagroup.it

Panariagroup manufactures products that are a part of the lives of millions of people all over the world, in homes and public spaces; this is the basis for the company's fundamental and essential commitment to operating responsibly.

Always at the forefront in its knowledge of combining beauty, quality and sustainability, Panariagroup makes every effort to reduce the environmental impact of its products and plants. For the Group, the principle of sustainability also embraces policies and practices that involve and govern the impacts of the organisation, both economically and socially.

To find out more about Panariagroup's commitment and specific initiatives, you can refer to the Sustainability Report 2016, which can be downloaded here at www.panariagroup.it or requested via email at sustainability@panariagroup.it

PANARIAgroup®



I nostri prodotti

Our products



Zero.3

Lastre ceramiche ultrasottili in grande formato

Zero.3: ultra-thin ceramic slabs in large size

GRES PORCELLANATO LAMINATO, RINFORZATO CON FIBRA DI VETRO

Zero.3 è la superficie universale per l'architettura: sottile, resistente con l'esclusivo rinforzo di fibra di vetro, versatile e facile da utilizzare. Con l'estensione dei suoi grandi formati consente un risultato straordinario in termini di bellezza e fascino negli spazi e nelle realizzazioni architettoniche. Disponibile negli spessori 3,5 e 5,5 mm, Zero.3 è leggero, planare, flessibile, semplice da utilizzare, installare e pulire: un prodotto di eccellenza, con straordinari aspetti estetici di superficie, che nasce da un processo produttivo innovativo, da materie prime di pregio, e dall'esperienza ultradecennale di Panaria sui materiali sottili.

Un materiale unico, ad elevata sostenibilità grazie al minore impiego di materie prime ed ai minori impatti ambientali nel ciclo di produzione e trasporto, dalle molteplici possibilità di applicazione: non solo pavimenti e rivestimenti ma anche mobili, complementi, cucine e piani di lavoro, pareti ventilate, rivestimenti di gallerie e grandi opere.

LAMINATED PORCELAIN STONEWARE REINFORCED WITH FIBREGLASS

Zero.3 is the universal surface for architecture: thin, durable with the exclusive fiberglass reinforcement, versatile and easy to use. With the extension of its large formats it gives an extraordinary result in terms of beauty and charm in spaces and architectural designs. Available in thicknesses 3.5 and 5.5 mm, Zero.3 is light, planar, flexible, easy to use, install and clean: a product of excellence, with extraordinary aesthetic aspects of the surface, which is born from an innovative production process, from raw materials of high quality, and from the ultra-annual experience of Panaria on thin materials.

A unique material with high sustainability due to less use of raw materials and minor environmental impacts in the production and transportation cycle with many possibilities of application: not only floor coverings but also furniture, complements, kitchens and worktops, ventilated walls, galleries and large works.



Zero.3

Due spessori per infinite applicazioni

Two thicknesses for infinite applications

UNA TECNOLOGIA SOSTENIBILE CHE RIDUCE L'IMPATTO AMBIENTALE

Zero.3 è frutto di un processo produttivo unico ed ecocompatibile: meno materie prime utilizzate, minor consumo di acqua ed energia e minori emissioni di CO²

A SUSTAINABLE TECHNOLOGY THAT REDUCES THE ENVIRONMENTAL IMPACT

Zero.3 is the result of a unique and ecologically productive process: less raw materials used, less water and energy consumption and lower CO² emissions

CARTA DI IDENTITÀ AMBIENTALE ENVIRONMENTAL IDENTITY CARD



Zero.3 3Plus

GRES PORCELLANATO LAMINATO RINFORZATO CON FIBRA DI VETRO
LAMINATED PORCELAIN STONEWARE REINFORCED WITH FIBREGLASS

| | |
|---|------|
|  3,5 mm SPESSORE THICKNESS | -65% |
|  7,8 kg / m ² PRODOTTO FINITO FINISHED PRODUCT | -65% |
|  65 l / m ² FABBISOGNO D'ACQUA WATER REQUIRED | -80% |
|  190 MJ / m ² FABBISOGNO DI ENERGIA ENERGY REQUIRED | -30% |
|  14,1 kgCO ₂ / m ² CO ₂ EMESSA IN ATMOSFERA CO ₂ EMITTED IN THE ATMOSPHERE | -30% |
|  3840 m ² / camion m ² / truck INCIDENZA DEL TRASPORTO TRANSPORT FACTOR | -66% |

10 mm

GRES PORCELLANATO
PORCELAIN STONEWARE

| | |
|---|--|
|  10 mm SPESSORE THICKNESS | |
|  24 kg / m ² PRODOTTO FINITO FINISHED PRODUCT | |
|  309 l / m ² FABBISOGNO D'ACQUA WATER REQUIRED | |
|  275 MJ / m ² FABBISOGNO DI ENERGIA ENERGY REQUIRED | |
|  20,6 kgCO ₂ / m ² CO ₂ EMESSA IN ATMOSFERA CO ₂ EMITTED IN THE ATMOSPHERE | |
|  1280 m ² / camion m ² / truck INCIDENZA DEL TRASPORTO TRANSPORT FACTOR | |

3Plus

Ideale per pavimenti e rivestimenti in ambito residenziale e commerciale leggero, sia per nuove costruzioni che per ristrutturazioni con posa in sovrapposizione a pavimenti preesistenti.

Ideal flooring and wall cladding in residential and light commercial spaces, both for new construction and renovations with tiling laid on pre-existing floors.

5Plus

Ideale anche per la posa in ambienti commerciali soggetti a traffico intenso, sia per nuove costruzioni che per ristrutturazioni con posa in sovrapposizione a pavimenti preesistenti.

It is also ideal for installation in commercial environments subject to heavy traffic, both for new buildings and for renovation projects with tiling laid on pre-existing floors.

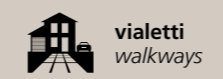


20mm Il gres porcellanato ad alto spessore

20 mm: high thickness porcelain stoneware

Associando l'indiscutibile pregevolezza estetica delle collezioni Panaria a prestazione tecniche di altissimo valore, nascono i prodotti a spessore 20 mm: la soluzione ideale per infinite applicazioni da esterno.

Combining an undeniable aesthetical preciousness with highly valued technical performances, here it comes 20 mm of thickness: perfect solution for countless outdoor living areas.



violetti
walkways



camminamenti piscine
pool decks



terrazze
terraces



stabilimenti balneari
beach resorts



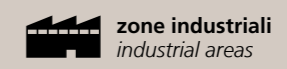
parcheggi
parking areas



parchi pubblici giardini
public parks gardens



aree urbane
urban areas



zone industriali
industrial areas



P R () T E C T

L'esclusiva tecnologia Panariagroup per pavimenti e rivestimenti antibatterici ad altissime performance. Per un abitare sano, sicuro e protetto.

The exclusive Panariagroup technology for antimicrobial floor and wall coverings with the highest performance. To live healthy, safe and secure.



AZIONE POTENTE

elimina i batteri e ne impedisce la proliferazione

POWERFUL ACTION

eliminates microbes and prevents their reproduction



PROTEZIONE CONTINUA

sempre attivo, 24 ore su 24, con e senza luce solare

CONTINUOUS PROTECTION

always active, 24 hours a day, with and without sunlight



EFFICACIA ETERNA

grazie alla tecnologia integrata in modo permanente nel prodotto

ETERNAL EFFECTIVENESS

thanks to the technology permanently integrated into the product



QUALITA' GARANTITA

dalla partnership con MICROBAN®

GUARANTEED QUALITY

by the partnership with MICROBAN®

protect.panariagroup.it



PANARIAgroup

protect.panariagroup.it

Collezioni

COLLECTIONS



Pietre

STONES

**Naturalmente belle,
tecnologicamente perfette.**

Naturally beautiful, technically perfect.



Basalike

PAVIMENTI E RIVESTIMENTI / GRES A MASSA COLORATA
FLOORS AND WALLS / COLOURED-BODY STONEWARE



LIGHTGRAY



SOFTGRAY





SKYGRAY



DEEPGRAY

PR()TECT
ANTIBATTERICO · ANTIMICROBIAL

45,5x91,4
45x90 RECT


60,3x60,3
60x60 RECT


30x60,3
30x60 RECT




Rivestimento / Wall
Grid Lightgray 30x30 Rect
Deepgray 45x90 Rect

Pavimento / Floor
Deepgray 45x90 Rect
Grid Deepgray 30x30 Rect



Rivestimento / Wall
Deepgray 30x60 Rect
Bones Deepgray 30x60 Rect
Pavimento / Floor
Deepgray 60x60 Rect



Rivestimento / Wall
Straight Softgray 30x30 Rect
Pavimento / Floor
Softgray 45x90 Rect

LIGHTGRAY



45x90^{RECT} 18"x36" 10 mm
 PGHBA011 A68 ● 076 ■
 45,5x91,4 18"x36"
 PGHBA001 B47 ● 202 ■



60x60^{RECT} 24"x24" 10 mm
 PGWBA01 A68 ● 209 ■
 60,3x60,3 24"x24"
 PGWBA00 B47 ● 226 ■



30x60^{RECT} 12"x24" 10 mm
 PG-BA70 A61 ● 072 ■
 30x60,3 12"x24" 9 mm
 PG-BA00 A47 ● 066 ■

SOFTGRAY



45x90^{RECT} 18"x36" 10 mm
 PGHBA111 A68 ● 076 ■
 45,5x91,4 18"x36"
 PGHBA101 B47 ● 202 ■



60x60^{RECT} 24"x24" 10 mm
 PGWBA11 A68 ● 209 ■
 60,3x60,3 24"x24"
 PGWBA10 B47 ● 226 ■



30x60^{RECT} 12"x24" 10 mm
 PG-BA71 A61 ● 072 ■
 30x60,3 12"x24" 9 mm
 PG-BA10 A47 ● 066 ■

SKYGRAY



45x90^{RECT} 18"x36" 10 mm
 PGHBA211 A68 ● 076 ■
 45,5x91,4 18"x36"
 PGHBA201 B47 ● 202 ■



60x60^{RECT} 24"x24" 10 mm
 PGWBA21 A68 ● 209 ■
 60,3x60,3 24"x24"
 PGWBA20 B47 ● 226 ■



30x60^{RECT} 12"x24" 10 mm
 PG-BA72 A61 ● 072 ■
 30x60,3 12"x24" 9 mm
 PG-BA20 A47 ● 066 ■

DEEPGRAY



45x90^{RECT} 18"x36" 10 mm
 PGHBA311 A68 ● 076 ■
 45,5x91,4 18"x36"
 PGHBA301 B47 ● 202 ■



60x60^{RECT} 24"x24" 10 mm
 PGWBA31 A68 ● 209 ■
 60,3x60,3 24"x24"
 PGWBA30 B47 ● 226 ■



30x60^{RECT} 12"x24" 10 mm
 PG-BA73 A61 ● 072 ■
 30x60,3 12"x24" 9 mm
 PG-BA30 A47 ● 066 ■

LIGHTGRAY



LEAVES *
30x60 RECT 12"x24"
PGZBA10 A46 ● 077

SOFTGRAY



LEAVES *
30x60 RECT 12"x24"
PGZBA11 A46 ● 077

SKYGRAY




LEAVES *
30x60 RECT 12"x24"
PGZBA12 A46 ● 077

DEEPGRAY



LEAVES *
30x60 RECT 12"x24"
PGZBA13 A46 ● 077

DRIP



WARM *
30x60 RECT 12"x24"
PGZBA01 A90 ● 095

LINK *



30x60 RECT 12"x24"
PGZBA05 A62 ● 194



BONES *
30x60 RECT 12"x24"
PGZBA20 A46 ● 077




BONES *
30x60 RECT 12"x24"
PGZBA21 A46 ● 077




BONES *
30x60 RECT 12"x24"
PGZBA22 A46 ● 077




BONES *
30x60 RECT 12"x24"
PGZBA23 A46 ● 077




COLD *
30x60 RECT 12"x24"
PGZBA00 A90 ● 095




GRID MOSAICO 36 PZ
30x30 RECT 12"x12"
PGZBA30 A25 ● 039



GRID MOSAICO 36 PZ
30x30 RECT 12"x12"
PGZBA31 A25 ● 039



GRID MOSAICO 36 PZ
30x30 RECT 12"x12"
PGZBA32 A25 ● 039



GRID MOSAICO 36 PZ
30x30 RECT 12"x12"
PGZBA33 A25 ● 039




BLACK *
30x60 RECT 12"x24"
PGZBA02 A90 ● 095




STRAIGHT MOSAICO
30x30 RECT 12"x12"
PGZBA40 A25 ● 039



STRAIGHT MOSAICO
30x30 RECT 12"x12"
PGZBA41 A25 ● 039



STRAIGHT MOSAICO
30x30 RECT 12"x12"
PGZBA42 A25 ● 039



STRAIGHT MOSAICO
30x30 RECT 12"x12"
PGZBA43 A25 ● 039

* La protezione antibatterica non è applicata / The antimicrobial protection is not applied / Der antibakterielle Schutz wird nicht angewendet / La protection antibactérienne n'est pas appliquée

* La protezione antibatterica non è applicata / The antimicrobial protection is not applied / Der antibakterielle Schutz wird nicht angewendet / La protection antibactérienne n'est pas appliquée

PEZZI SPECIALI / TRIM PIECES / FORMSTÜCKE / PIÈCES SPÉCIALES



| | | | |
|---|--|---|---|
| 1 | 2 | 3 | 4 |
| ANGOLO RACCORDO 1x1 3/8"x3/8" | RACCORDO 1x30 ^{RECT} 3/8"x12" | BATTISCOPA 10x60 ^{RECT} 4"x24" 10 mm | BATTISCOPA 10x60,3 4"x24" 10 mm |
| PGZBA58 A12 016 DEEPGRAY | PGZBA53 A16 022 DEEPGRAY | PGRBA31 A11 015 DEEPGRAY | PGRBA30 A08 011 DEEPGRAY |
| PGZBA55 A12 016 LIGHTGRAY | PGZBA50 A16 022 LIGHTGRAY | PGRBA01 A11 015 LIGHTGRAY | PGRBA00 A08 011 LIGHTGRAY |
| PGZBA57 A12 016 SKYGRAY | PGZBA52 A16 022 SKYGRAY | PGRBA21 A11 015 SKYGRAY | PGRBA20 A08 011 SKYGRAY |
| PGZBA56 A12 016 SOFTGRAY | PGZBA51 A16 022 SOFTGRAY | PGRBA11 A11 015 SOFTGRAY | PGRBA10 A08 011 SOFTGRAY |

POSARE SOLO ALL'INTERNO/
STRICTLY FOR INTERIORS

IMBALLAGGI E PESI / PACKINGS AND WEIGHTS / VERPACKUNGEN UND GEWICHTE / EMBALLAGES ET POIDS

| DESCRIZIONE DESCRIPTION | FORMATI SIZES | PEZZI SCATOLA PIECES BOX | PESO SCATOLA KG. WEIGHT BOX | MQ. SCATOLA SQM BOX | ML SCATOLA LM BOX | SCATOLE PALLET BOXES PALLET | PESO PALLET KG. WEIGHT PALLET | MQ. PALLET SQM PALLET |
|----------------------------|-----------------------|-----------------------------|--------------------------------|------------------------|----------------------|--------------------------------|----------------------------------|--------------------------|
| FONDO | 45x90 | 3 | 30 | 1,215 | - | 30 | 900 | 36,45 |
| FONDO | 45,5x91,4 | 3 | 30 | 1,248 | - | 30 | 900 | 37,428 |
| FONDO | 60,3x60,3 | 4 | 32,5 | 1,454 | - | 32 | 1040 | 46,542 |
| FONDO | 60x60 ^{RECT} | 4 | 32 | 1,440 | - | 32 | 1024 | 46,08 |
| FONDO | 30x60,3 | 9 | 33,45 | 1,628 | - | 32 | 1070,4 | 52,099 |
| FONDO | 30x60 ^{RECT} | 8 | 32,00 | 1,440 | - | 32 | 1024 | 46,08 |
| LEAVES | 30x60 ^{RECT} | 2 | 8 | 0,36 | - | - | - | - |
| BONES | 30x60 ^{RECT} | 2 | 8 | 0,36 | - | - | - | - |
| LINK | 30x60 ^{RECT} | 2 | 8 | 0,36 | - | - | - | - |
| DRIP | 30x60 ^{RECT} | 2 | 8 | 0,36 | - | - | - | - |
| MOSAICO STRAIGHT | 30x30 ^{RECT} | 4 | 7,5 | 0,36 | - | 78 | 585 | 28,08 |
| MOSAICO GRID | 30x30 ^{RECT} | 4 | 7,5 | 0,36 | - | 78 | 585 | 28,08 |
| BATTISCOPA | 10x60,3 | 16 | 20 | 0,964 | 9,648 | 48 | 960 | 46,31 |
| BATTISCOPA | 10x60 ^{RECT} | 12 | 15,48 | 0,72 | 7,20 | 60 | 928,80 | 43,20 |
| RACCORDO | 1x30 ^{RECT} | 8 | 0,80 | 0,024 | - | - | - | - |
| ANGOLO RACCORDO | 1x1 | 10 | 0,07 | 0,001 | - | - | - | - |



CARATTERISTICHE TECNICHE
TECHNICAL FEATURES / TECHNISCHE EIGENSCHAFTEN / CARACTÉRISTIQUES TECHNIQUES

GRES A MASSA COLORATA
COLOURED-BODY STONEWARE / FEINSTEINZEUG MIT FARBIGER MASSE / GRÈS CÉRAME À MASSE COLORÉE
EN 14411-G (Bla-UGL) • ANSI A137.1-UGL (UNGLAZED PORCELAIN TILES - P1 CLASS) • ISO 13006-G (Bla-UGL)

| | | |
|--|---|-------------|
| | RESISTENZA ALLO SCIVOLAMENTO / SLIP RESISTANCE | NATURALE |
| | DIN 51130 | R10 |
| | DIN 51097 | B (A+B) |
| | BCR TORTUS | μ > 0,40 |
| | ANSI A326.3 | DCOF ≥ 0.42 |


| | | |
|--|---|---------------|
| | FUGA MINIMA CONSIGLIATA/ RECOMMENDED MINIMUM JOINT | |
| | RECT (INDOOR) | 2 mm |
| | NON RECT (INDOOR) | 3-4 mm approx |
| | FUGA PER POSA MODULARE / JOINT FOR MODULAR INSTALLATION | |
| | RECT (ECCETTO / EXCEPT 45X90 CM) (INDOOR) | 2 mm |
| | NON RECT (INDOOR) | 3-4 mm approx |

| | | |
|--|-----------------------------------|---|
| | STONALIZZAZIONE / SHADE VARIATION | |
| | ANSI A137.1 | V3 MODERATA VARIAZIONE MODERATE VARIATION |

* La protezione antibatterica non è applicata / The antimicrobial protection is not applied / Der antibakterielle Schutz wird nicht angewendet / La protection antibactérienne n'est pas appliquée

Trattandosi di pezzi artigianali possono verificarsi piccole variazioni dimensionali / Handmade pieces: light size variations may occur / Da es sich um handgemachte Teile handelt, können es kleine dimensionale Veränderungen auftreten / Étant donné qu'il s'agit de pièces faites à la main il peut y avoir des petits changements dimensionnels

PAVIMENTI / GRES A MASSA COLORATA
FLOORS / COLOURED-BODY STONEWARE



BARGE GIALLA SPAZZOLATA



BARGE GRIGIA SPAZZOLATA



PIETRA NERA SPAZZOLATA



BARGE GIALLA



BARGE GRIGIA



60,3x60,3
60x60 RECT



30x60,3
30x60 RECT



15x60 RECT



20x41



20x30,5



20x20





Pavimento / Floor
Barge Grigia 20x20 Naturale
Barge Grigia 20x30,5 Naturale
Barge Grigia 20x41 Naturale



Rivestimento / Wall
Barge gialla spazzolata 15x60 Rect
Bio Wood Barge Gialla 30x30 Rect
Bio Line Barge Gialla 30x60 Rect
Pavimento / Floor
Barge Gialla spazzolata 60x60 Rect



Pavimento / Floor
Barge Grigia 60x60 Rect **20mm**

Pavimento / Floor
Barge Grigia spazzolata 60x60 Rect
Bio Line Barge Grigia 30x60 Rect



BARGE GIALLA SPAZZOLATA



60x60^{RECT} 24"x24" 10 mm
 PGWBK201 A93 ● 210 ■
 60,3x60,3 24"x24"
 PGWBK001 A67 ● 079 ■

BARGE GRIGIA SPAZZOLATA



60x60^{RECT} 24"x24" 10 mm
 PGWBK301 A93 ● 210 ■
 60,3x60,3 24"x24"
 PGWBK101 A67 ● 079 ■

PIETRA NERA SPAZZOLATA



60x60^{RECT} 24"x24" 10 mm
 PGWBK401 A93 ● 210 ■
 60,3x60,3 24"x24"
 PGWBK151 A67 ● 079 ■

BARGE GIALLA



30x60,3^{NAT} 12"x24" 12 mm
 PG-BK00 A80 ● 204 ■



20x41^{NAT} 8"x16^{1/8}" 9 mm
 PGKBK05 A42 ● 203 ■



20x30,5^{NAT} 8"x12" 9 mm
 PGBBK05 A42 ● 203 ■



20x20^{NAT} 8"x8" 9 mm
 PGEBK05 A42 ● 203 ■

BARGE GRIGIA



30x60,3^{NAT} 12"x24" 12 mm
 PG-BK10 A80 ● 204 ■



20x41^{NAT} 8"x16^{1/8}" 9 mm
 PGKBK15 A42 ● 203 ■



20x30,5^{NAT} 8"x12" 9 mm
 PGBBK15 A42 ● 203 ■



20x20^{NAT} 8"x8" 9 mm
 PGEBK15 A42 ● 203 ■



30x60^{RECT} 12"x24" 10 mm
 PG-BK201 A93 ● 210 ■



30x60^{RECT} 12"x24" 10 mm
 PG-BK301 A93 ● 210 ■



30x60^{RECT} 12"x24" 10 mm
 PG-BK401 A93 ● 210 ■



15x60^{RECT} 6"x24" 10 mm
 PG1BK202 A95 ● 093 ■

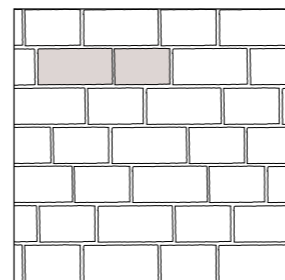


15x60^{RECT} 6"x24" 10 mm
 PG1BK302 A95 ● 093 ■




15x60^{RECT} 6"x24" 10 mm
 PG1BK402 A95 ● 093 ■

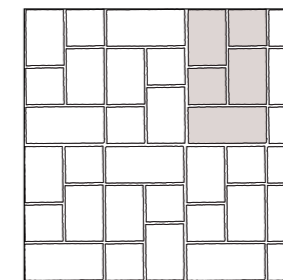
SCHEMI DI POSA / LAYING SOLUTION / SOLUTIONS DE POSE / VERLEGEPLÄNE




20x30,5 (42,66%) - 20x41 (57,34%)



20x20 (21,86%) - 20x30,5 (33,33%)
 20x41 (44,81%)



20x20 (28,17%) - 20x30,5 (42,96%)
 20x41 (28,87%)



20x20 - 20x30,5 - 20x41
 30x60,3

Fuga consigliata: vedi pag. 55 / Suggested joint: see pag. 55 / Empfohlene Fuge: siehe Seite 55 / Joint conseillé : voir page 55

BARGE GIALLA SPAZZOLATA



MURETTO 10 mm
29,7x58,4 RECT 11 3/4"x23"
PG-BK2M B32 ● 122 ■

BARGE GRIGIA SPAZZOLATA



MURETTO 10 mm
29,7x58,4 RECT 11 3/4"x23"
PG-BK3M B32 ● 122 ■

PIETRA NERA SPAZZOLATA



MURETTO 10 mm
29,7x58,4 RECT 11 3/4"x23"
PG-BK4M B32 ● 122 ■




BIO FOREST * 10 mm
30x60 RECT 12"x24"
PG-BK26 A39 ● 065 ■




BIO FOREST * 10 mm
30x60 RECT 12"x24"
PG-BK36 A39 ● 065 ■




BIO LINE 10 mm
30x60 RECT 12"x24"
PG-BK27 A37 ● 061 ■



BIO LINE 10 mm
30x60 RECT 12"x24"
PG-BK37 A37 ● 061 ■



BIO WOOD 10 mm
30x30 RECT 12"x12"
PGZBK25 A25 ● 035 ■



BIO WOOD 10 mm
30x30 RECT 12"x12"
PGZBK35 A25 ● 035 ■

BARGE GIALLA



60,3x60,3 24"x24" 20 mm
PGWBK05 B48 ● 204 ■

60x60 RECT 24"x24"
PGWBK50 B49 ● 095 ■

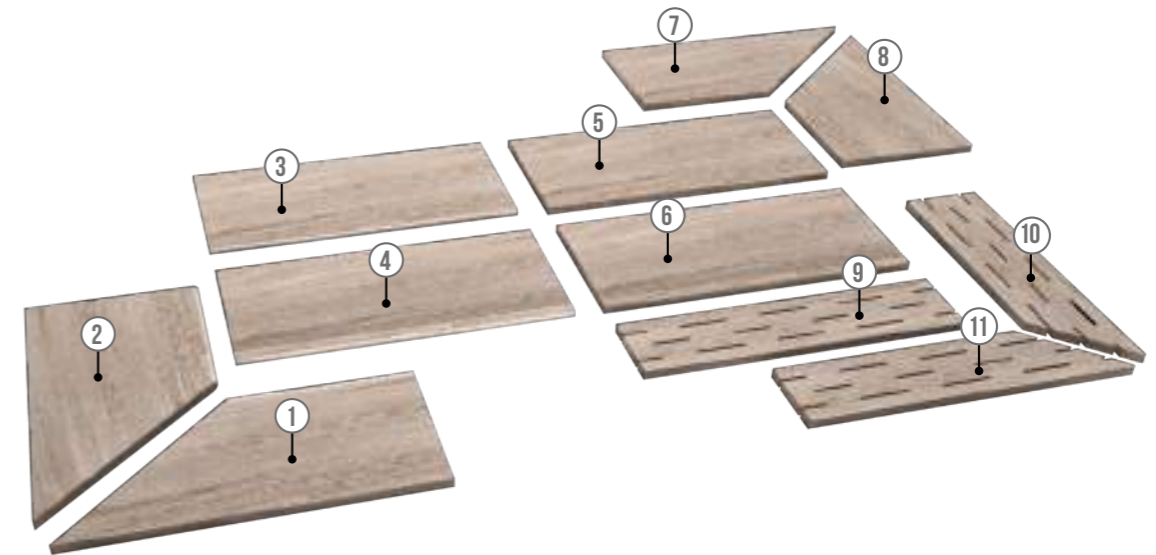
BARGE GRIGIA



60,3x60,3 24"x24" 20 mm
PGWBK15 B48 ● 204 ■

60x60 RECT 24"x24"
PGWBK51 B49 ● 095 ■

PEZZI SPECIALI / TRIM PIECES / FORMSTÜCKE / PIÈCES SPÉCIALES



1
COSTA TORO ANGOLARE DX
30x60 RECT 12"x24" 20 mm
PGDBKK2 A90 ● 097 ■ BARGE GIALLA
PGDBKK3 A90 ● 097 ■ BARGE GRIGIA

4
COSTA TORO GRIP
30x60 RECT 12"x24" 20 mm
PGDBKJ0 A85 ● 101 ■ BARGE GIALLA
PGDBKJ1 A85 ● 101 ■ BARGE GRIGIA

7
COSTA RETTA ANGOLARE DX
30x60 RECT 12"x24" 20 mm
PGDBKD2 A77 ● 092 ■ BARGE GIALLA
PGDBKD3 A77 ● 092 ■ BARGE GRIGIA

10
GRIGLIA ANGOLARE DX
15x60 RECT 6"x24" 20 mm
PGDBKA2 B11 ● 110 ■ BARGE GIALLA
PGDBKA3 B11 ● 110 ■ BARGE GRIGIA

2
COSTA TORO ANGOLARE SX
30x60 RECT 12"x24" 20 mm
PGDBKK0 A90 ● 097 ■ BARGE GIALLA
PGDBKK1 A90 ● 097 ■ BARGE GRIGIA

5
COSTA RETTA
30x60 RECT 12"x24" 20 mm
PGDBKC0 A62 ● 087 ■ BARGE GIALLA
PGDBKC1 A62 ● 087 ■ BARGE GRIGIA

8
COSTA RETTA ANGOLARE SX
30x60 RECT 12"x24" 20 mm
PGDBKD0 A77 ● 092 ■ BARGE GIALLA
PGDBKD1 A77 ● 092 ■ BARGE GRIGIA

11
GRIGLIA ANGOLARE SX
15x60 RECT 6"x24" 20 mm
PGDBKA0 B11 ● 110 ■ BARGE GIALLA
PGDBKA1 B11 ● 110 ■ BARGE GRIGIA

3
COSTA TORO
30x60 RECT 12"x24" 20 mm
PGDBKF0 A69 ● 090 ■ BARGE GIALLA
PGDBKF1 A69 ● 090 ■ BARGE GRIGIA

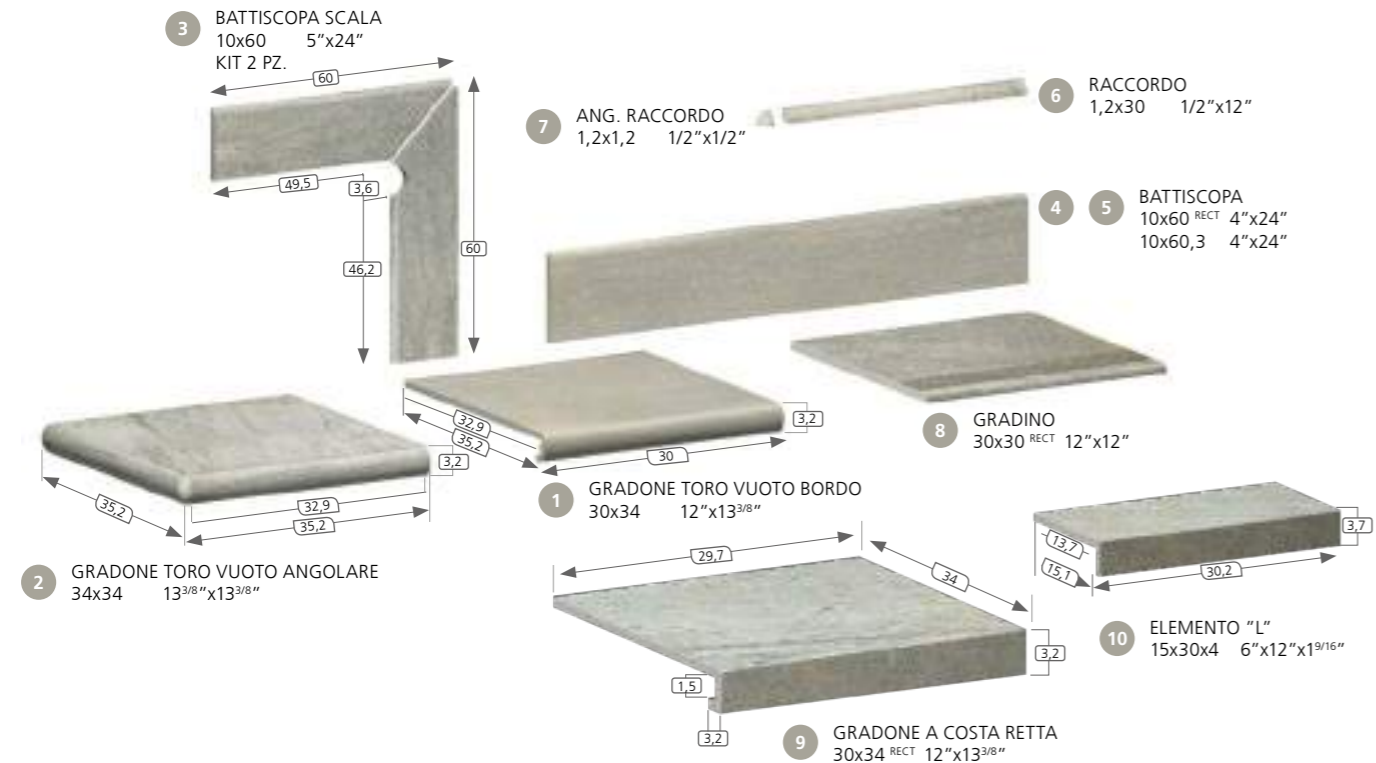
6
COSTA RETTA GRIP
30x60 RECT 12"x24" 20 mm
PGDBKG0 A79 ● 099 ■ BARGE GIALLA
PGDBKG1 A79 ● 099 ■ BARGE GRIGIA

9
GRIGLIA
15x60 RECT 6"x24" 20 mm
PGDBKZ0 B07 ● 189 ■ BARGE GIALLA
PGDBKZ1 B07 ● 189 ■ BARGE GRIGIA

- Venduti solo a scatole complete / Only full boxes sold / Nur volle Karton / Vendus par boîte complete
- Lavorati solo su richiesta / Manufactured only upon special request / Nur auf Anfrage / Seulement à la demande
- Per tutti i pz speciali consegna 30 gg / For all trim pieces 30 days delivery / Formteile haben 30 Tage Lieferzeit / Livraison en 30 jours pour toutes les pièces spéciales

* Posare solo a parete / Recommended only for wall applications / Nur an der Wand verlegen / Recommandé seulement pour les revêtements

PEZZI SPECIALI / TRIM PIECES / FORMSTÜCKE / PIÈCES SPÉCIALES



| | | | |
|--|---|---|---|
| <p>1</p> <p>GRADONE TORO VUOTO BORDO 30x34 12"x13 3/8" 10 mm</p> <p>PGEBK20 A41 063 BARGE GIALLA SPAZZOLATA</p> <p>PGEBK30 A41 063 BARGE GRIGIA SPAZZOLATA</p> | <p>4</p> <p>BATTISCOPIA 10x60 RECT 4"x24" 10 mm</p> <p>PGRBK21 A11 015 BARGE GIALLA SPAZZOLATA</p> <p>PGRBK31 A11 015 BARGE GRIGIA SPAZZOLATA</p> <p>PGRBK41 A11 015 PIETRA NERA SPAZZOLATA</p> | <p>6</p> <p>RACCORDO 1,2x30 1/2"x12" 10 mm</p> <p>PGZBK21 A10 014 BARGE GIALLA SPAZZOLATA</p> <p>PGZBK31 A10 014 BARGE GRIGIA SPAZZOLATA</p> <p>POSARE SOLO ALL'INTERNO / STRICTLY FOR INTERIORS</p> | <p>8</p> <p>GRADINO 30x30 RECT 12"x12" 10 mm</p> <p>PGDBK20 A29 043 BARGE GIALLA SPAZZOLATA</p> <p>PGDBK30 A29 043 BARGE GRIGIA SPAZZOLATA</p> <p>PGDBK40 A29 043 PIETRA NERA SPAZZOLATA</p> <p>PRIVO DI FRESATURE ANTISCIVOLO / VERSION WITHOUT NON-SLIP MILLED CUTS</p> |
| <p>2</p> <p>GRADONE TORO VUOTO ANGOLARE 34x34 13 3/8"x13 3/8" 10 mm</p> <p>PGEBK21 A77 083 BARGE GIALLA SPAZZOLATA</p> <p>PGEBK31 A77 083 BARGE GRIGIA SPAZZOLATA</p> | <p>5</p> <p>BATTISCOPIA 10x60,3 4"x24" 10 mm</p> <p>PGRBK27 A08 011 BARGE GIALLA SPAZZOLATA</p> <p>PGRBK37 A08 011 BARGE GRIGIA SPAZZOLATA</p> <p>PGRBK47 A08 011 PIETRA NERA SPAZZOLATA</p> | <p>7</p> <p>ANGOLO RACCORDO 1,2x1,2 1/2"x1/2" 10 mm</p> <p>PGZBK22 A12 016 BARGE GIALLA SPAZZOLATA</p> <p>PGZBK32 A12 016 BARGE GRIGIA SPAZZOLATA</p> <p>POSARE SOLO ALL'INTERNO / STRICTLY FOR INTERIORS</p> | <p>9</p> <p>GRADONE A COSTA RETTA 30x34 NAT 12"x13 3/8" 12 mm</p> <p>PGEBK00 A50 060 BARGE GIALLA SPAZZOLATA</p> <p>PGEBK10 A50 060 BARGE GRIGIA SPAZZOLATA</p> |
| <p>3</p> <p>BATTISCOPIA SCALA 10x60 5"x24" 10 mm KIT 2 PZ.</p> <p>PGZBKD2 A24 034 BARGE GIALLA SPAZZOLATA DX</p> <p>PGZBKD3 A24 034 BARGE GRIGIA SPAZZOLATA DX</p> <p>PGZBKS2 A24 034 BARGE GIALLA SPAZZOLATA SX</p> <p>PGZBKS3 A24 034 BARGE GRIGIA SPAZZOLATA SX</p> | | | <p>10</p> <p>ELEMENTO "L" 15x30x4 NAT 4"x12"x1 9/16" 9 mm</p> <p>PGZBKA0 A20 028 BARGE GIALLA SPAZZOLATA</p> <p>PGZBKA1 A20 028 BARGE GRIGIA SPAZZOLATA</p> |

Trattandosi di pezzi artigianali possono verificarsi piccole variazioni dimensionali / Handmade pieces: light size variations may occur / Da es sich um handgemachte Teile handelt, können es kleine dimensionale Veränderungen auftreten / Étant donné qu'il s'agit de pièces faites à la main il peut y avoir des petits changements dimensionnels

IMBALLAGGI E PESI / PACKINGS AND WEIGHTS / VERPACKUNGEN UND GEWICHTE / EMBALLAGES ET POIDS

| DESCRIZIONE / DESCRIPTION | FORMATI / SIZES | PEZZI SCATOLA / PIECES BOX | PESO SCATOLA KG. / WEIGHT BOX | MQ. SCATOLA SQM BOX | ML SCATOLA LM BOX | SCATOLE PALLET / BOXES PALLET | PESO PALLET KG. / WEIGHT PALLET | MQ. PALLET SQM PALLET |
|-----------------------------|-----------------|----------------------------|-------------------------------|---------------------|-------------------|-------------------------------|---------------------------------|-----------------------|
| FONDO | 30x60,3 | 7 | 32,2 | 1,266 | - | 32 | 1030,4 | 40,52 |
| FONDO | 20x41 | 13 | 21 | 1,066 | - | 54 | 1134 | 57,56 |
| FONDO | 20x30,5 | 20 | 23,10 | 1,22 | - | 48 | 1108,8 | 58,56 |
| FONDO | 20x20 | 30 | 22,20 | 1,20 | - | 45 | 999 | 54 |
| FONDO | 60,3x60,3 | 4 | 32,50 | 1,454 | - | 32 | 1040 | 46,54 |
| FONDO | 60x60 RECT | 4 | 32 | 1,44 | - | 32 | 1024 | 46,08 |
| FONDO | 30x60 RECT | 8 | 32 | 1,44 | - | 32 | 1024 | 46,08 |
| FONDO | 15x60 RECT | 12 | 27 | 1,08 | - | 40 | 1080 | 43,20 |
| DECORO BIO FOREST | 30x60 RECT | 5 | 21,5 | 0,90 | - | - | - | - |
| MOSAICO BIO LINE | 30x60 RECT | 4 | 17,20 | 0,72 | - | - | - | - |
| MOSAICO BIO WOOD | 30x30 RECT | 4 | 8 | 0,36 | - | - | - | - |
| MURETTO | 29,7x58,4 | 4 | 20 | 0,694 | - | 30 | 600 | 20,814 |
| RACCORDO | 1x30 | 8 | 0,40 | 0,029 | - | - | - | - |
| ANGOLO RACCORDO | 1x1 | 10 | 0,07 | 0,001 | - | - | - | - |
| BATTISCOPIA | 10x60,3 | 16 | 20 | 0,965 | 9,648 | 48 | 960 | 46,31 |
| BATTISCOPIA | 10x60 RECT | 12 | 15,48 | 0,72 | 7,20 | 60 | 928,80 | 43,20 |
| BATTISCOPIA SCALA | 10x60 | 5 | 8,5 | 0,425 | - | - | - | - |
| GRADONE TORO VUOTO BORDO | 30x34 | 6 | 15,60 | 0,612 | - | 30 | 468 | 18,36 |
| GRADONE TORO VUOTO ANGOLARE | 34x34 | 2 | 5,6 | 0,223 | - | 48 | 268,80 | 10,710 |
| GRADINO | 30x30 RECT | 12 | 27,12 | 1,08 | - | 40 | 1084,80 | 43,20 |
| GRADONE A COSTA RETTA | 30x34 | 4 | 16 | 0,408 | 1,2 | 28 | 448 | 11,42 |
| ELEMENTO "L" | 15x30x4 | 8 | 9,6 | 0,36 | 2,4 | 48 | 460,80 | 17,28 |
| FONDO 20mm | 60,3x60,3 | 2 | 33,5 | 0,727 | - | 32 | 1072 | 23,27 |
| FONDO 20mm | 60x60 RECT | 2 | 32,5 | 0,720 | - | 32 | 1040 | 23,04 |
| COSTA TORO 20mm | 30x60 RECT | 1 | 8,125 | 0,180 | - | 100 | 812,5 | 18 |
| ANGOLO COSTA TORO 20mm | 30x60 RECT | 1 | 6,10 | 0,135 | - | 100 | 610 | 13,50 |
| COSTA TORO GRIP 20mm | 30x60 RECT | 1 | 8,125 | 0,180 | - | 100 | 812,5 | 18 |
| COSTA RETTA 20mm | 30x60 RECT | 1 | 8,125 | 0,180 | - | 100 | 812,5 | 18 |
| ANGOLO COSTA RETTA 20mm | 30x60 RECT | 1 | 6,10 | 0,135 | - | 100 | 610 | 13,50 |
| COSTA RETTA GRIP 20mm | 30x60 RECT | 1 | 8,125 | 0,180 | - | 100 | 812,5 | 18 |
| GRIGLIA 20mm | 15x60 RECT | 2 | 8 | 0,18 | - | 100 | 800 | 18 |
| ANGOLO GRIGLIA 20mm | 15x60 RECT | 2 | 7 | 0,157 | - | 100 | 700 | 15,75 |



CARATTERISTICHE TECNICHE / TECHNICAL FEATURES / TECHNISCHE EIGENSCHAFTEN / CARACTÉRISTIQUES TECHNIQUES


GRES A MASSA COLORATA / COLOURED-BODY STONEWARE / FEINSTEINZEUG MIT FARBIGER MASSE / GRÈS CÉRAME À MASSE COLORÉE
EN 14411-G (Bla-UGL) • ANSI A137.1-UGL (UNGLAZED PORCELAIN TILES - P1 CLASS) • ISO 13006-G (Bla-UGL)

| | | | |
|-----------|---|---|-------------------|
| | RESISTENZA ALLO SCIVOLAMENTO / SLIP RESISTANCE | NATURALE 20 mm | SPAZZOLATA R10 |
| | DIN 51130 | R11 | R10 |
| | DIN 51097 | C (A+B+C) | A |
| | BCR TORTUS | μ > 0,40 | μ > 0,40 |
| | ANSI A326.3 | DCOF ≥ 0.42 | DCOF ≥ 0.42 |
| BS 7976-2 | 36+ | - | |
| | RESISTENZA ALL'ABRASIONE / ABRASION RESISTANT | NATURALE | |
| | EN 101 | MOHS 9 | |
| | STONALIZZAZIONE / SHADE VARIATION | NATURALE | |
| | ANSI A137.1 | V4 FORTE VARIAZIONE / SUBSTANTIAL VARIATION | |
| | FUGA MINIMA CONSIGLIATA / RECOMMENDED MINIMUM JOINT | NATURALE | SPAZZOLATA |
| | OUTDOOR | 5-6 mm approx | - |
| | RECT (INDOOR) | - | 2 mm |
| | NON RECT (INDOOR) | - | 3-4 mm approx |
| | FUGA PER POSA MODULARE / JOINT FOR MODULAR INSTALLATION | | |
| | NATURALE | 10 mm | - |
| | RECT (INDOOR) | - | 2 mm |
| | STONALIZZAZIONE / SHADE VARIATION | SPAZZOLATA | |
| | ANSI A137.1 | V3 MODERATA VARIAZIONE / MODERATE VARIATION | |




Buxstone

PAVIMENTI E RIVESTIMENTI / GRES A MASSA COLORATA
FLOORS AND WALLS / COLOURED-BODY STONEWARE




ALMOND




SHELL




FLINT



ALMOND WELLNESS



SHELL WELLNESS



FLINT WELLNESS



CLAY



WARM ANTICATA



CLAY WELLNESS



COLD ANTICATA

PR()TECT
ANTIBATTERICO · ANTIMICROBIAL

90x90 RECT



60,3x60,3
60x60 RECT



30x60 RECT





Rivestimento / Wall
Shell 90x90 Rect

Reception
Doghe 0.3 Rovere Oliato

Pavimento / Floor
Clay 90x90 Rect



Pavimento / Floor
Flint 90x90 Rect



Pavimento / Floor
Warm Anticata 60,3x60,3 20mm

ALMOND



90x90^{RECT} 36"x36"
PGGBXR05 B05 ● 223 ■ 11 mm

SHELL




90x90^{RECT} 36"x36"
PGGBXR15 B05 ● 223 ■ 11 mm




WELLNESS * 10 mm
60,3x60,3 24"x24"
PGWBXW0P B46 ● 226 ■




60,3x60,3 24"x24" 10 mm
PGWBXB0P B46 ● 226 ■
60x60^{RECT} 24"x24"
PGWBXR0P A68 ● 221 ■




30x60^{RECT} 12"x24" 10 mm
PG-BXR0A A68 ● 221 ■




WELLNESS * 10 mm
60,3x60,3 24"x24"
PGWBXW1P B46 ● 226 ■




60,3x60,3 24"x24" 10 mm
PGWBXB1P B46 ● 226 ■
60x60^{RECT} 24"x24"
PGWBXR1P A68 ● 221 ■



30x60^{RECT} 12"x24" 10 mm
PG-BXR1A A68 ● 221 ■




MOSAICO 16 PEZZI 10 mm
30x30^{RECT} 12"x12"
PGZBXM0 B28 ● 119 ■



MOSAICO 3D 10 mm
30x30^{RECT} 12"x12"
PGZBXD0 A23 ● 033 ■




MURETTO 10 mm
29,7x58,4^{RECT} 11³/₄"x23"
PG-BXM0 B32 ● 122 ■



MOSAICO 16 PEZZI 10 mm
30x30^{RECT} 12"x12"
PGZBXM1 B28 ● 119 ■



MOSAICO 3D 10 mm
30x30^{RECT} 12"x12"
PGZBXD1 A23 ● 033 ■



MURETTO 10 mm
29,7x58,4^{RECT} 11³/₄"x23"
PG-BXM1 B32 ● 122 ■

* Su richiesta possono essere forniti tutti i formati ottenuti per taglio / All sizes obtained by cutting can be supplied on request /
Sur demande peuvent être fournis tous les formats obtenus par découpe / Auf Anfrage können alle Formate geschnitten und geliefert werden

* Su richiesta possono essere forniti tutti i formati ottenuti per taglio / All sizes obtained by cutting can be supplied on request /
Sur demande peuvent être fournis tous les formats obtenus par découpe / Auf Anfrage können alle Formate geschnitten und geliefert werden

FLINT



90x90^{RECT} 36"x36" 11 mm
PGGBXR25 B05 ● 223 ■

CLAY




90x90^{RECT} 36"x36" 11 mm
PGGBXR35 B05 ● 223 ■



WELLNESS * 10 mm
60,3x60,3 24"x24"
PGWBXW2P B46 ● 226 ■




60,3x60,3 24"x24" 10 mm
PGWBXB2P B46 ● 226 ■
60x60^{RECT} 24"x24"
PGWBXR2P A68 ● 221 ■




30x60^{RECT} 12"x24" 10 mm
PG-BXR2A A68 ● 221 ■




WELLNESS * 10 mm
60,3x60,3 24"x24"
PGWBXW3P B46 ● 226 ■



60,3x60,3 24"x24" 10 mm
PGWBXB3P B46 ● 226 ■
60x60^{RECT} 24"x24"
PGWBXR3P A68 ● 221 ■



30x60^{RECT} 12"x24" 10 mm
PG-BXR3A A68 ● 221 ■




MOSAICO 16 PEZZI 10 mm
30x30^{RECT} 12"x12"
PGZBM2 B28 ● 119 ■



MOSAICO 3D 10 mm
30x30^{RECT} 12"x12"
PGZBD2 A23 ● 033 ■




MURETTO 10 mm
29,7x58,4^{RECT} 11³/₄"x23"
PG-BXM2 B32 ● 122 ■



MOSAICO 16 PEZZI 10 mm
30x30^{RECT} 12"x12"
PGZBM3 B28 ● 119 ■



MOSAICO 3D 10 mm
30x30^{RECT} 12"x12"
PGZBD3 A23 ● 033 ■





MURETTO 10 mm
29,7x58,4^{RECT} 11³/₄"x23"
PG-BXM3 B32 ● 122 ■




* Su richiesta possono essere forniti tutti i formati ottenuti per taglio / All sizes obtained by cutting can be supplied on request /
Sur demande peuvent être fournis tous les formats obtenus par découpe / Auf Anfrage können alle Formate geschnitten und geliefert werden

* Su richiesta possono essere forniti tutti i formati ottenuti per taglio / All sizes obtained by cutting can be supplied on request /
Sur demande peuvent être fournis tous les formats obtenus par découpe / Auf Anfrage können alle Formate geschnitten und geliefert werden


WARM ANTICATA *




COLD ANTICATA *



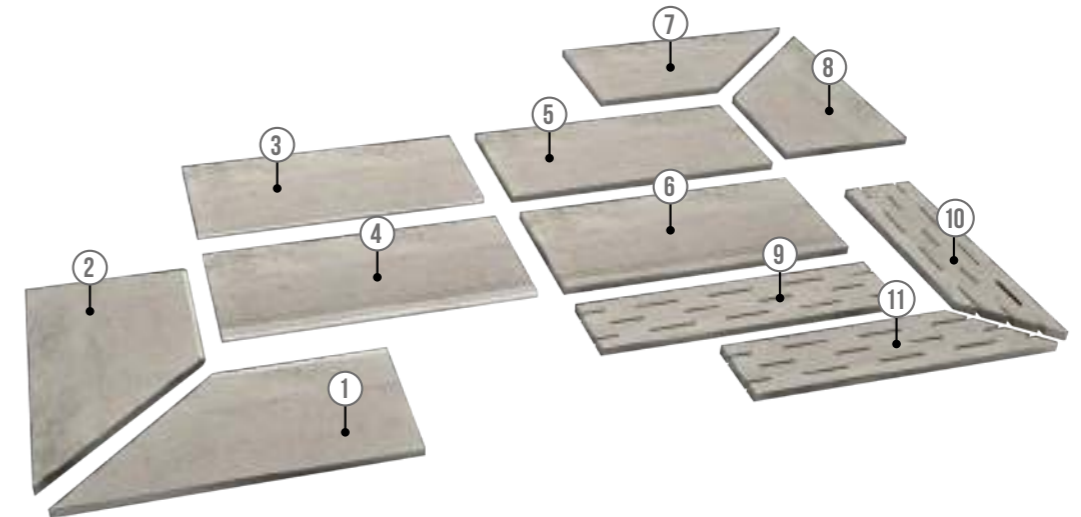
WARM ANTICATA *



COLD ANTICATA *

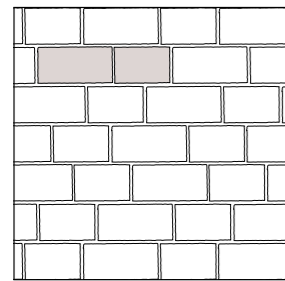


PEZZI SPECIALI / TRIM PIECES / FORMSTÜCKE / PIÈCES SPÉCIALES *

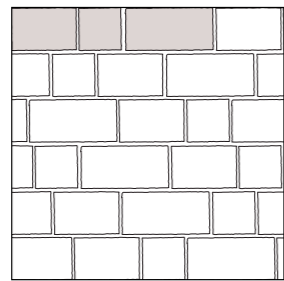


| | | | |
|---|---|--|--|
| <p>1</p> <p>COSTA TORO ANGOLARE DX 30x60 RECT 12"x24" 20 mm PGDBXK3 A90 ● 097 WARM ANTICATA PGDBXK2 A90 ● 097 COLD ANTICATA</p> | <p>4</p> <p>COSTA TORO GRIP 30x60 RECT 12"x24" 20 mm PGDBXJ1 A85 ● 101 WARM ANTICATA PGDBXJ0 A85 ● 101 COLD ANTICATA</p> | <p>7</p> <p>COSTA RETTA ANGOLARE DX 30x60 RECT 12"x24" 20 mm PGDBXD3 A77 ● 092 WARM ANTICATA PGDBXD2 A77 ● 092 COLD ANTICATA</p> | <p>10</p> <p>GRIGLIA ANGOLARE DX 15x60 RECT 6"x24" 20 mm PGDBXA3 B11 ● 110 WARM ANTICATA PGDBXA2 B11 ● 110 COLD ANTICATA</p> |
| <p>2</p> <p>COSTA TORO ANGOLARE SX 30x60 RECT 12"x24" 20 mm PGDBXK1 A90 ● 097 WARM ANTICATA PGDBXK0 A90 ● 097 COLD ANTICATA</p> | <p>5</p> <p>COSTA RETTA 30x60 RECT 12"x24" 20 mm PGDBXC1 A62 ● 087 WARM ANTICATA PGDBXC0 A62 ● 087 COLD ANTICATA</p> | <p>8</p> <p>COSTA RETTA ANGOLARE SX 30x60 RECT 12"x24" 20 mm PGDBXD1 A77 ● 092 WARM ANTICATA PGDBXD0 A77 ● 092 COLD ANTICATA</p> | <p>11</p> <p>GRIGLIA ANGOLARE SX 15x60 RECT 6"x24" 20 mm PGDBXA1 B11 ● 110 WARM ANTICATA PGDBXA0 B11 ● 110 COLD ANTICATA</p> |
| <p>3</p> <p>COSTA TORO 30x60 RECT 12"x24" 20 mm PGDBXF1 A69 ● 090 WARM ANTICATA PGDBXF0 A69 ● 090 COLD ANTICATA</p> | <p>6</p> <p>COSTA RETTA GRIP 30x60 RECT 12"x24" 20 mm PGDBXG1 A79 ● 099 WARM ANTICATA PGDBXG0 A79 ● 099 COLD ANTICATA</p> | <p>9</p> <p>GRIGLIA 15x60 RECT 6"x24" 20 mm PGDBXZ1 B07 ● 189 WARM ANTICATA PGDBXZ0 B07 ● 189 COLD ANTICATA</p> | |

SCHEMI DI POSA / LAYING SOLUTION / SOLUTIONS DE POSE / VERLEGEPLÄNE



20x30,5 (42,66%) - 20x41 (57,34%)



20x20 (21,86%) - 20x30,5 (33,33%)
20x41 (44,81%)

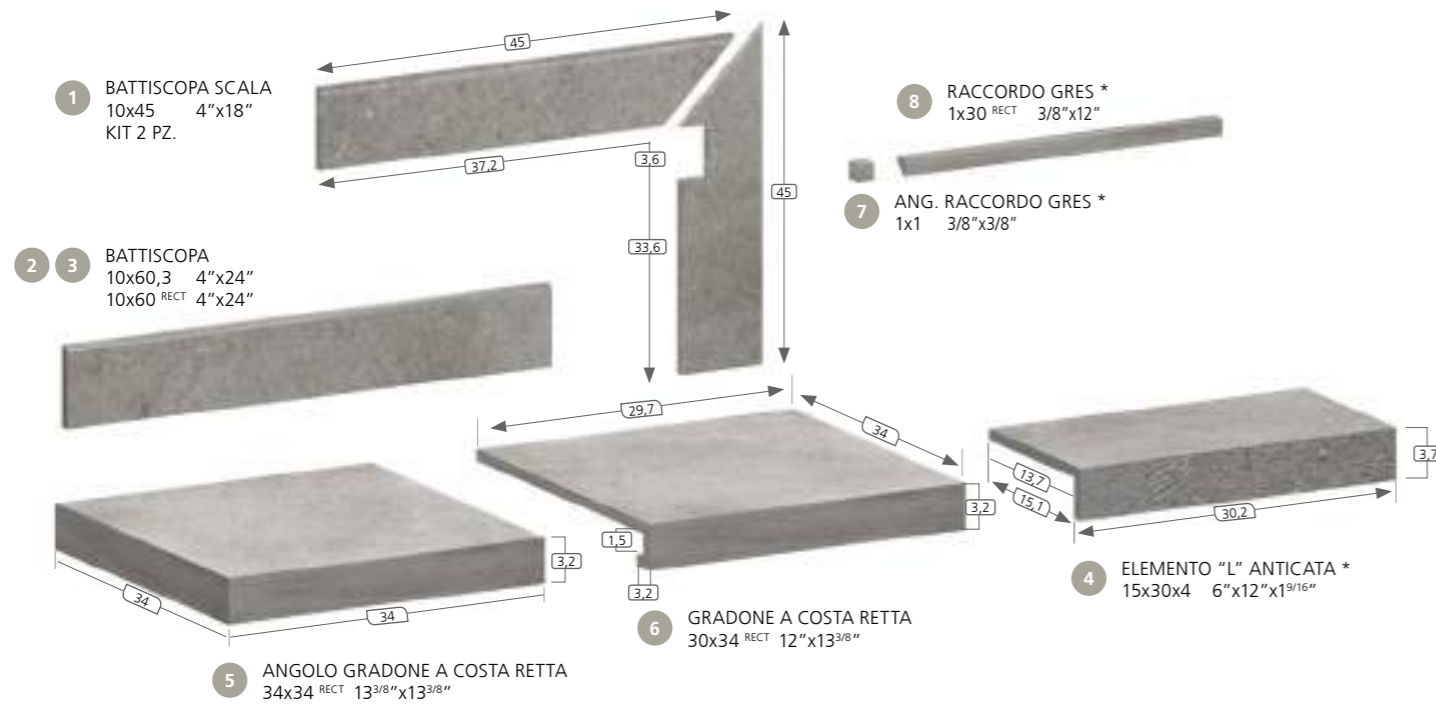
Fuga consigliata: vedi pag. 69 / Suggested joint: see pag. 69 / Empfohlene Fuge: siehe Seite 69 / Joint conseillé : voir page 69

* La protezione antibatterica non è applicata / The antimicrobial protection is not applied / Der antibakterielle Schutz wird nicht angewendet / La protection antibactérienne n'est pas appliquée

* La protezione antibatterica non è applicata / The antimicrobial protection is not applied / Der antibakterielle Schutz wird nicht angewendet / La protection antibactérienne n'est pas appliquée

• Venduti solo a scatole complete / Only full boxes sold / Nur volle Karton / Vendus par boîte complete
 • Lavorati solo su richiesta / Manufactured only upon special request / Nur auf Anfrage / Seulement à la demande / Fabricado solo bajo petición
 • Per tutti i pz speciali consegna 30 gg / For all trim pieces 30 days delivery / Formteile haben 30 Tage Lieferzeit / Livraison en 30 jours pour toutes les pièces spéciales

PEZZI SPECIALI / TRIM PIECES / FORMSTÜCKE / PIÈCES SPÉCIALES



1 BATTISCOPIA SCALA
10x45 4"x18"
KIT 2 PZ.

10 mm

| | | | |
|---------|-----|-----|-----------|
| PGZBX0D | A24 | 034 | ALMOND DX |
| PGZBX1D | A24 | 034 | SHELL DX |
| PGZBX2D | A24 | 034 | FLINT DX |
| PGZBX3D | A24 | 034 | CLAY DX |
| PGZBX0S | A24 | 034 | ALMOND SX |
| PGZBX1S | A24 | 034 | SHELL SX |
| PGZBX2S | A24 | 034 | FLINT SX |
| PGZBX3S | A24 | 034 | CLAY SX |

2 BATTISCOPIA
10x60,3 4"x24"
10 mm

| | | | |
|---------|-----|-----|--------|
| PGRBxB0 | A08 | 011 | ALMOND |
| PGRBxB1 | A08 | 011 | SHELL |
| PGRBxB2 | A08 | 011 | FLINT |
| PGRBxB3 | A08 | 011 | CLAY |

3 BATTISCOPIA
10x60 RECT 4"x24"
10 mm

| | | | |
|---------|-----|-----|--------|
| PGRBXR0 | A11 | 015 | ALMOND |
| PGRBXR1 | A11 | 015 | SHELL |
| PGRBXR2 | A11 | 015 | FLINT |
| PGRBXR3 | A11 | 015 | CLAY |

4 ELEMENTO "L" ANTICATA
15x30x4 6"x12"x1⁹/₁₆"
9 mm

| | | | |
|---------|-----|-----|------|
| PGZBXL0 | A20 | 028 | COLD |
| PGZBXL1 | A20 | 028 | WARM |

5 GRADONE A COSTA RETTA ANG.
34x34 RECT 13³/₈"x13³/₈"
10 mm

| | | | |
|---------|-----|-----|--------|
| PGEBX01 | B07 | 095 | ALMOND |
| PGEBX11 | B07 | 095 | SHELL |
| PGEBX21 | B07 | 095 | FLINT |
| PGEBX31 | B07 | 095 | CLAY |

6 GRADONE A COSTA RETTA
30x34 RECT 12"x13³/₈"
10 mm

| | | | |
|---------|-----|-----|--------|
| PGEBX00 | A35 | 059 | ALMOND |
| PGEBX10 | A35 | 059 | SHELL |
| PGEBX20 | A35 | 059 | FLINT |
| PGEBX30 | A35 | 059 | CLAY |

7 ANGOLO RACCORDO
1x1 3/8"x3/8"
9 mm

| | | | |
|---------|-----|-----|--------|
| PGZBXA0 | A12 | 016 | ALMOND |
| PGZBXA1 | A12 | 016 | SHELL |
| PGZBXA2 | A12 | 016 | FLINT |
| PGZBXA3 | A12 | 016 | CLAY |

POSARE SOLO ALL'INTERNO/
STRICTLY FOR INTERIORS

8 RACCORDO
1x30 RECT 3/8"x12"
9 mm

| | | | |
|---------|-----|-----|--------|
| PGZBXR0 | A16 | 022 | ALMOND |
| PGZBXR1 | A16 | 022 | SHELL |
| PGZBXR2 | A16 | 022 | FLINT |
| PGZBXR3 | A16 | 022 | CLAY |

POSARE SOLO ALL'INTERNO/
STRICTLY FOR INTERIORS

* La protezione antibatterica non è applicata / The antimicrobial protection is not applied / Der antibakterielle Schutz wird nicht angewendet / La protection antibactérienne n'est pas appliquée

Trattandosi di pezzi artigianali possono verificarsi piccole variazioni dimensionali / Handmade pieces: light size variations may occur / Da es sich um handgemachte Teile handelt, können es kleine dimensionale Veränderungen auftreten / Étant donné qu'il s'agit de pièces faites à la main il peut y avoir des petits changements dimensionnels

IMBALLAGGI E PESI / PACKINGS AND WEIGHTS / VERPACKUNGEN UND GEWICHTE / EMBALLAGES ET POIDS

| DESCRIZIONE DESCRIPTION | FORMATI SIZES | PEZZI SCATOLA PIECES BOX | PESO SCATOLA KG. WEIGHT BOX | MQ. SCATOLA SQM BOX | ML SCATOLA LM BOX | SCATOLE PALLET BOXES PALLET | PESO PALLET KG. WEIGHT PALLET | MQ. PALLET SQM PALLET |
|-------------------------------|------------------|-----------------------------|--------------------------------|------------------------|----------------------|--------------------------------|----------------------------------|--------------------------|
| FONDO | 90x90 RECT | 2 | 40 | 1,62 | - | 30 | 1200 | 48,60 |
| FONDO | 60,3x60,3 | 4 | 36,8 | 1,454 | - | 32 | 1177,6 | 46,542 |
| FONDO | 60x60 RECT | 4 | 31 | 1,44 | - | 32 | 992 | 46,08 |
| FONDO WELLNESS | 60,3x60,3 | 4 | 36,8 | 1,454 | - | 32 | 1177,6 | 46,542 |
| FONDO | 30x60 RECT | 8 | 33 | 1,44 | - | 32 | 1056 | 46,08 |
| FONDO ANTICATA | 20x40,4 | 13 | 21,1 | 1,05 | - | 54 | 1139,4 | 56,721 |
| FONDO ANTICATA | 20x30,2 | 20 | 23,1 | 1,208 | - | 48 | 1108,8 | 57,984 |
| FONDO ANTICATA | 20x20 | 30 | 22,2 | 1,2 | - | 45 | 999 | 54 |
| MURETTO | 29,7x58,4 | 4 | 17 | 0,693 | - | 30 | 510 | 20,813 |
| MOSAICO 3D | 30x30 RECT | 4 | 7,5 | 0,36 | - | 54 | 405 | 19,44 |
| MOSAICO 16 PZ. | 30x30 RECT | 4 | 7,5 | 0,36 | - | 78 | 585 | 28,08 |
| RACCORDO | 1x30 RECT | 8 | 0,8 | 0,024 | - | - | - | - |
| ANG. RACCORDO | 1x1 | 10 | 0,07 | 0,001 | - | - | - | - |
| BATTISCOPIA | 10x60,3 | 16 | 20 | 0,964 | 9,648 | 48 | 960 | 46,31 |
| BATTISCOPIA | 10x60 RECT | 12 | 15,48 | 0,72 | 7,2 | 60 | 928,80 | 43,20 |
| TORO COSTA RETTA | 30x34 | 6 | 18 | 0,612 | - | 30 | 540 | 18,36 |
| ANG. TORO COSTA RETTA | 34x34 | 2 | 6,6 | 0,231 | - | 48 | 316,8 | 11,097 |
| BATTISCOPIA SCALA KIT (2 PZ.) | 10x45 | 5 | 8,5 | 0,425 | - | - | - | - |
| ELEMENTO "L" ANTICATA | 15x30x4 | 8 | 9,6 | 0,36 | 2,4 | 48 | 460,8 | 17,28 |
| FONDO ANTICATA 20mm | 60,3x60,3 | 2 | 33,5 | 0,727 | - | 32 | 1072 | 23,27 |
| FONDO ANTICATA 20mm | 60x60 RECT | 2 | 32,5 | 0,720 | - | 32 | 1040 | 23,04 |
| COSTA TORO 20MM | 30x60 RECT | 1 | 8,125 | 0,180 | - | 100 | 812,5 | 18 |
| ANGOLO COSTA TORO 20mm | 30x60 RECT | 1 | 6,10 | 0,135 | - | 100 | 610 | 13,50 |
| COSTA TORO GRIP 20mm | 30x60 RECT | 1 | 8,125 | 0,180 | - | 100 | 812,5 | 18 |
| COSTA RETTA 20mm | 30x60 RECT | 1 | 8,125 | 0,180 | - | 100 | 812,5 | 18 |
| ANGOLO COSTA RETTA 20mm | 30x60 RECT | 1 | 6,10 | 0,135 | - | 100 | 610 | 13,50 |
| COSTA RETTA GRIP 20mm | 30x60 RECT | 1 | 8,125 | 0,180 | - | 100 | 812,5 | 18 |
| GRIGLIA 20mm | 15x60 RECT | 2 | 8 | 0,18 | - | 100 | 800 | 18 |
| ANGOLO GRIGLIA 20mm | 15x60 RECT | 2 | 7 | 0,157 | - | 100 | 700 | 15,75 |



CARATTERISTICHE TECNICHE
TECHNICAL FEATURES / TECHNISCHE EIGENSCHAFTEN / CARACTÉRISTIQUES TECHNIQUES

GRES A MASSA COLORATA
COLOURED-BODY STONEWARE / FEINSTEINZEUG MIT FARBIGER MASSE / GRÈS CÉRAME À MASSE COLORÉE
EN 14411-G (Bla-UGL) • ANSI A137.1-UGL (UNGLAZED PORCELAIN TILES - P1 CLASS) • ISO 13006-G (Bla-UGL)

| RESISTENZA ALLO SCIVOLAMENTO / SLIP RESISTANCE | NATURALE | WELLNESS | ANTICATA 20mm |
|---|-------------|-------------|------------------|
| | DIN 51130 | R9 | R10 |
| DIN 51097 | - | B (A+B) | C (A+B+C) |
| BCR TORTUS | μ > 0,40 | μ > 0,40 | μ > 0,40 |
| ANSI A326.3 | DCOF ≥ 0.42 | DCOF ≥ 0.42 | DCOF ≥ 0.42 |
| BS 7976-2 | - | 36+ | 36+ |
| AS/NZS 4586 | - | P3 | P4 |

| FUGA MINIMA CONSIGLIATA / RECOMMENDED MINIMUM JOINT | |
|---|---------------|
| OUTDOOR | 5-6 mm approx |
| RECT (INDOOR) | 2 mm |
| NON RECT (INDOOR) | 3-4 mm approx |
| FUGA PER POSA MODULARE / JOINT FOR MODULAR INSTALLATION | |
| RECT (INDOOR) | 2 mm |
| NON RECT (INDOOR) | 3-4 mm approx |

| STONALIZZAZIONE SHADE VARIATION | NATURALE WELLNESS | ANTICATA 20 mm |
|------------------------------------|----------------------|--|
| | ANSI A137.1 | V2 LIEVE VARIAZIONE SLIGHT VARIATION |



Discover

PAVIMENTI E RIVESTIMENTI / GRES A MASSA COLORATA
FLOORS AND WALLS / COLOURED-BODY STONEWARE



ORIGIN



SUN



WHITE




PLAN

PROTECT

ANTIBATTERICO · ANTIMICROBIAL

60x120 RECT



60,3x60,3
60x60 RECT



30x60,3
30x60 RECT



20x60 RECT



15x60 RECT



7,5x60 RECT



5x60 RECT





Rivestimento / Wall
Origin 15x60 Rect
Origin 20x60 Rect
Origin 30x60 Rect
Pavimento / Floor
Origin 60x60 Rect



Pavimento / Floor
Plan 30x60 Rect
Plan 20x60 Rect
Plan 15x60 Rect
Plan Strutturato 30x60,3



Pavimento / Floor
Sun Strutturato 30x60,3

Pavimento / Floor
White Strutturato 60,3x60,3 **20mm**



ORIGIN



60x120^{RECT} 24"x48" 11 mm
PGXD10R1 B17 ● 097 ■



60x60^{RECT} 24"x24" 10 mm
PGWD101P A75 ● 076 ■
60,3x60,3 24"x24"
PGWD100P B04 ● 070 ■



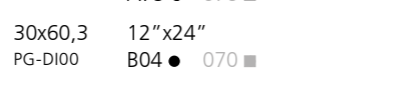
20x60^{RECT} 8"x24" 10 mm
PG2DI00 A87 ● 181 ■



30x60^{RECT} 12"x24" 10 mm
PG-DI01 A75 ● 076 ■



15x60^{RECT} 6"x24" 10 mm
PG1DI00 A87 ● 181 ■



30x60,3 12"x24"
PG-DI00 B04 ● 070 ■



7,5x60^{RECT} 3"x24" 10 mm
PGRDI00 B03 ● 199 ■



STRUTTURATO *
30x60,3 12"x24"
PG-DIS0 A59 ● 066 ■



5x60^{RECT} 2"x24" 10 mm
PG0DI00 B17 ● 095 ■

SUN



60x120^{RECT} 24"x48" 11 mm
PGXD12R1 B17 ● 097 ■



60x60^{RECT} 24"x24" 10 mm
PGWD121P A75 ● 076 ■
60,3x60,3 24"x24"
PGWD120P B04 ● 070 ■



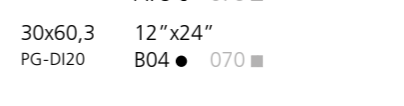
20x60^{RECT} 8"x24" 10 mm
PG2DI20 A87 ● 181 ■



30x60^{RECT} 12"x24" 10 mm
PG-DI21 A75 ● 076 ■



15x60^{RECT} 6"x24" 10 mm
PG1DI20 A87 ● 181 ■



30x60,3 12"x24"
PG-DI20 B04 ● 070 ■



7,5x60^{RECT} 3"x24" 10 mm
PGRDI20 B03 ● 199 ■



STRUTTURATO *
30x60,3 12"x24"
PG-DIS2 A59 ● 066 ■



5x60^{RECT} 2"x24" 10 mm
PG0DI20 B17 ● 095 ■

* La protezione antibatterica non è applicata / The antimicrobial protection is not applied / Der antibakterielle Schutz wird nicht angewendet / La protection antibactérienne n'est pas appliquée

Per il formato 60x60 suggeriamo la posa seguendo il verso delle grafiche raffigurate sulla piastrella / For the 60x60 size we suggest to lay down the material following the graphic directions represented on the tile / Für das Format 60x60 empfehlen wir für die Verlegung, die richtung der graphischen aderungen der Fliesen zu folgen / Pour le format 60x60 nous conseillons la pose en suivant la direction des veines sur le carreau

* La protezione antibatterica non è applicata / The antimicrobial protection is not applied / Der antibakterielle Schutz wird nicht angewendet / La protection antibactérienne n'est pas appliquée

Per il formato 60x60 suggeriamo la posa seguendo il verso delle grafiche raffigurate sulla piastrella / For the 60x60 size we suggest to lay down the material following the graphic directions represented on the tile / Für das Format 60x60 empfehlen wir für die Verlegung, die richtung der graphischen aderungen der Fliesen zu folgen / Pour le format 60x60 nous conseillons la pose en suivant la direction des veines sur le carreau

WHITE



60x120^{RECT} 24"x48" 11 mm
PGXDI3R1 B17 ● 097 ■



60x60^{RECT} 24"x24" 10 mm
PGWDI31P A75 ● 076 ■
60,3x60,3 24"x24"
PGWDI30P B04 ● 070 ■



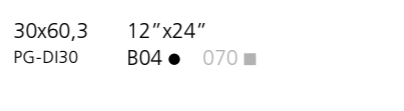
20x60^{RECT} 8"x24" 10 mm
PG2DI30 A87 ● 181 ■



30x60^{RECT} 12"x24" 10 mm
PG-DI31 A75 ● 076 ■



15x60^{RECT} 6"x24" 10 mm
PG1DI30 A87 ● 181 ■



30x60,3 12"x24"
PG-DI30 B04 ● 070 ■



7,5x60^{RECT} 3"x24" 10 mm
PGRDI30 B03 ● 199 ■



STRUTTURATO *
30x60,3 12"x24"
PG-DIS3 A59 ● 066 ■



5x60^{RECT} 2"x24" 10 mm
PG0DI30 B17 ● 095 ■

PLAN



60x120^{RECT} 24"x48" 11 mm
PGXDI1R1 B17 ● 097 ■



60x60^{RECT} 24"x24" 10 mm
PGWDI11P A75 ● 076 ■
60,3x60,3 24"x24"
PGWDI10P B04 ● 070 ■



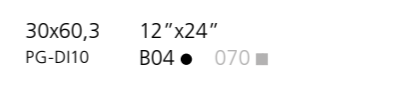
20x60^{RECT} 8"x24" 10 mm
PG2DI10 A87 ● 181 ■



30x60^{RECT} 12"x24" 10 mm
PG-DI11 A75 ● 076 ■



15x60^{RECT} 6"x24" 10 mm
PG1DI10 A87 ● 181 ■



30x60,3 12"x24"
PG-DI10 B04 ● 070 ■



7,5x60^{RECT} 3"x24" 10 mm
PGRDI10 B03 ● 199 ■



STRUTTURATO *
30x60,3 12"x24"
PG-DIS1 A59 ● 066 ■



5x60^{RECT} 2"x24" 10 mm
PG0DI10 B17 ● 095 ■

* La protezione antibatterica non è applicata / The antimicrobial protection is not applied / Der antibakterielle Schutz wird nicht angewendet / La protection antibactérienne n'est pas appliquée

Per il formato 60x60 suggeriamo la posa seguendo il verso delle grafiche raffigurate sulla piastrella / For the 60x60 size we suggest to lay down the material following the graphic directions represented on the tile / Für das Format 60x60 empfehlen wir für die Verlegung, die richtung der graphischen aderungen der Fliesen zu folgen / Pour le format 60x60 nous conseillons la pose en suivant la direction des veines sur le carreau

* La protezione antibatterica non è applicata / The antimicrobial protection is not applied / Der antibakterielle Schutz wird nicht angewendet / La protection antibactérienne n'est pas appliquée

Per il formato 60x60 suggeriamo la posa seguendo il verso delle grafiche raffigurate sulla piastrella / For the 60x60 size we suggest to lay down the material following the graphic directions represented on the tile / Für das Format 60x60 empfehlen wir für die Verlegung, die richtung der graphischen aderungen der Fliesen zu folgen / Pour le format 60x60 nous conseillons la pose en suivant la direction des veines sur le carreau

ORIGIN




MOSAICO A SBALZO *
30x30 RECT 12"x12"
PGZDI0M A30 ● 046 ■

SUN



MOSAICO A SBALZO *
30x30 RECT 12"x12"
PGZDI2M A30 ● 046 ■

WHITE



MOSAICO A SBALZO *
30x30 RECT 12"x12"
PGZDI3M A30 ● 046 ■

PLAN



MOSAICO A SBALZO *
30x30 RECT 12"x12"
PGZDI1M A30 ● 046 ■



MOSAICO 16 PZ. *
30x30 RECT 12"x12"
PGZDI05 B31 ● 118 ■



MOSAICO 16 PZ. *
30x30 RECT 12"x12"
PGZDI25 B31 ● 118 ■



MOSAICO 16 PZ. *
30x30 RECT 12"x12"
PGZDI35 B31 ● 118 ■



MOSAICO 16 PZ. *
30x30 RECT 12"x12"
PGZDI15 B31 ● 118 ■



* Mosaici modulari solo con formati rettificati / Modular mosaics with rectified formats only / Modulmosaik nur mit rektifizierten Formaten / Mosaïques modulaires avec formats rectifiés

Rivestimento / Wall
White 30x60 Rect
Mosaico a sbalzo White 30x30 Rect
Pavimento / Floor
Origin 60x60 Rect

ORIGIN STRUTTURATO *



60x120^{RECT} 24"x48" 20 mm
PGXDIS01 B21 ● 201 ■

ORIGIN STRUTTURATO *




60,3x60,3 24"x24" 20 mm
PGWDIS0P B48 ● 204 ■
60x60^{RECT} 24"x24" 20 mm
PGWDIS5 B49 ● 095 ■

SUN STRUTTURATO *



60x120^{RECT} 24"x48" 20 mm
PGXDIS21 B21 ● 201 ■

SUN STRUTTURATO *



60,3x60,3 24"x24" 20 mm
PGWDIS2P B48 ● 204 ■
60x60^{RECT} 24"x24" 20 mm
PGWDIS7 B49 ● 095 ■

WHITE STRUTTURATO *



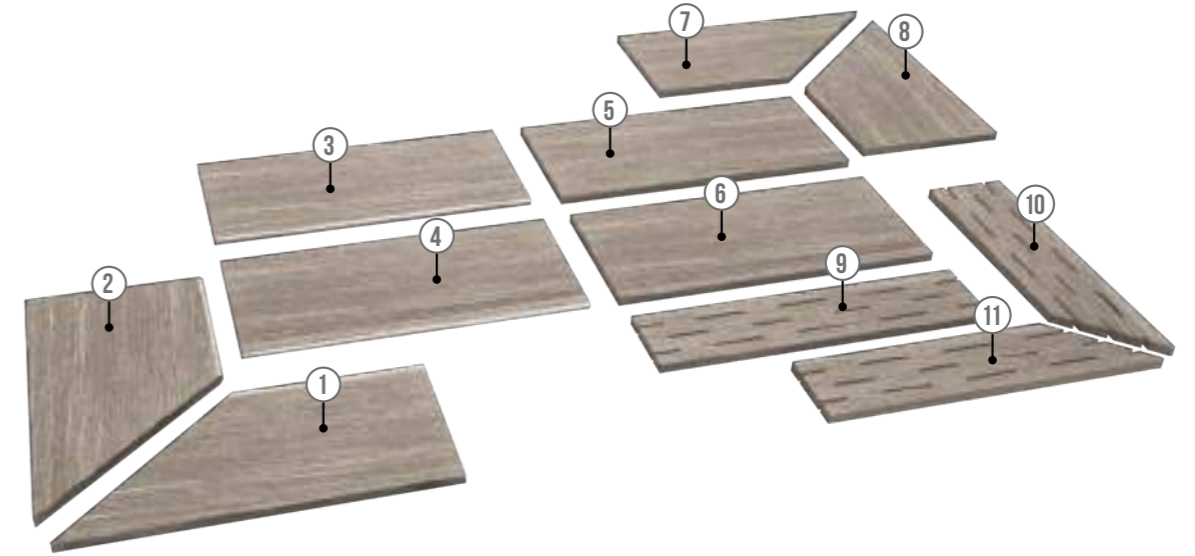
60x120^{RECT} 24"x48" 20 mm
PGXDIS31 B21 ● 201 ■

WHITE STRUTTURATO *



60,3x60,3 24"x24" 20 mm
PGWDIS3 B48 ● 204 ■
60x60^{RECT} 24"x24" 20 mm
PGWDIS8 B49 ● 095 ■

PEZZI SPECIALI / TRIM PIECES / FORMSTÜCKE / PIÈCES SPÉCIALES *



| | | | |
|--|--|---|---|
| <p>1</p> <p>COSTA TORO ANGOLARE DX 30x60^{RECT} 12"x24" 20 mm PGDDIK4 A90 ● 097 ■ ORIGIN PGDDIK5 A90 ● 097 ■ SUN PGDDIK6 A90 ● 097 ■ WHITE</p> | <p>4</p> <p>COSTA TORO GRIP 30x60^{RECT} 12"x24" 20 mm PGDDIJ0 A85 ● 101 ■ ORIGIN PGDDIJ2 A85 ● 101 ■ SUN PGDDIJ3 A85 ● 101 ■ WHITE</p> | <p>7</p> <p>COSTA RETTA ANGOLARE DX 30x60^{RECT} 12"x24" 20 mm PGDDID4 A77 ● 092 ■ ORIGIN PGDDID5 A77 ● 092 ■ SUN PGDDID6 A77 ● 092 ■ WHITE</p> | <p>10</p> <p>GRIGLIA ANGOLARE DX 15x60^{RECT} 6"x24" 20 mm PGDDIA4 B11 ● 110 ■ ORIGIN PGDDIA5 B11 ● 110 ■ SUN PGDDIA6 B11 ● 110 ■ WHITE</p> |
| <p>2</p> <p>COSTA TORO ANGOLARE SX 30x60^{RECT} 12"x24" 20 mm PGDDIK0 A90 ● 097 ■ ORIGIN PGDDIK2 A90 ● 097 ■ SUN PGDDIK3 A90 ● 097 ■ WHITE</p> | <p>5</p> <p>COSTA RETTA 30x60^{RECT} 12"x24" 20 mm PGDDIC0 A62 ● 087 ■ ORIGIN PGDDIC2 A62 ● 087 ■ SUN PGDDIC3 A62 ● 087 ■ WHITE</p> | <p>8</p> <p>COSTA RETTA ANGOLARE SX 30x60^{RECT} 12"x24" 20 mm PGDDID0 A77 ● 092 ■ ORIGIN PGDDID2 A77 ● 092 ■ SUN PGDDID3 A77 ● 092 ■ WHITE</p> | <p>11</p> <p>GRIGLIA ANGOLARE SX 15x60^{RECT} 6"x24" 20 mm PGDDIA0 B11 ● 110 ■ ORIGIN PGDDIA2 B11 ● 110 ■ SUN PGDDIA3 B11 ● 110 ■ WHITE</p> |
| <p>3</p> <p>COSTA TORO 30x60^{RECT} 12"x24" 20 mm PGDDIF0 A69 ● 090 ■ ORIGIN PGDDIF2 A69 ● 090 ■ SUN PGDDIF3 A69 ● 090 ■ WHITE</p> | <p>6</p> <p>COSTA RETTA GRIP 30x60^{RECT} 12"x24" 20 mm PGDDIG0 A79 ● 099 ■ ORIGIN PGDDIG2 A79 ● 099 ■ SUN PGDDIG3 A79 ● 099 ■ WHITE</p> | <p>9</p> <p>GRIGLIA 15x60^{RECT} 6"x24" 20 mm PGDDIZ0 B07 ● 189 ■ ORIGIN PGDDIZ2 B07 ● 189 ■ SUN PGDDIZ3 B07 ● 189 ■ WHITE</p> | |

* La protezione antibatterica non è applicata / The antimicrobial protection is not applied / Der antibakterielle Schutz wird nicht angewendet / La protection antibactérienne n'est pas appliquée

- Venduti solo a scatole complete / Only full boxes sold / Nur volle Karton / Vendus par boîte complete
- Lavorati solo su richiesta / Manufactured only upon special request / Nur auf Anfrage / Seulement à la demande
- Per tutti i pz speciali consegna 30 gg / For all trim pieces 30 days delivery / Formteile haben 30 Tage Lieferzeit / Livraison en 30 jours pour toutes les pièces spéciales

PEZZI SPECIALI / TRIM PIECES / FORMSTÜCKE / PIÈCES SPÉCIALES



| | | | |
|---|--|---|--|
| <p>1</p> <p>ELEMENTO "L" STRUTTURATO 15x30x4 6"x12"x1 9/16" 9 mm</p> <p>PGZDIA0 A20 028 ORIGIN</p> <p>PGZDIA2 A20 028 SUN</p> <p>PGZDIA3 A20 028 WHITE</p> <p>PGZDIA1 A20 028 PLAN</p> | <p>4</p> <p>GRADONE TORO VUOTO ANGOLARE 34x34 RECT 13 3/8"x13 3/8" 10 mm</p> <p>PGEDI01 A77 083 ORIGIN DX</p> <p>PGEDI21 A77 083 SUN DX</p> <p>PGEDI31 A77 083 WHITE DX</p> <p>PGEDI11 A77 083 PLAN DX</p> <p>PGEDI02 A77 083 ORIGIN SX</p> <p>PGEDI22 A77 083 SUN SX</p> <p>PGEDI32 A77 083 WHITE SX</p> <p>PGEDI12 A77 083 PLAN SX</p> | <p>7</p> <p>BATTISCOPIA SCALA 10x45 4"x18" 10 mm</p> <p>KIT 2 PZ.</p> <p>PGZDI0D A24 034 ORIGIN DX</p> <p>PGZDI2D A24 034 SUN DX</p> <p>PGZDI3D A24 034 WHITE DX</p> <p>PGZDI1D A24 034 PLAN DX</p> <p>PGZDI0S A24 034 ORIGIN SX</p> <p>PGZDI2S A24 034 SUN SX</p> <p>PGZDI3S A24 034 WHITE SX</p> <p>PGZDI1S A24 034 PLAN SX</p> | <p>8</p> <p>BATTISCOPIA 10x60,3 4"x24" 10 mm</p> <p>PGRDIB0 A08 011 ORIGIN</p> <p>PGRDIB2 A08 011 SUN</p> <p>PGRDIB3 A08 011 WHITE</p> <p>PGRDIB1 A08 011 PLAN</p> |
| <p>2</p> <p>RACCORDO 1x30 RECT 3/8"x12"</p> <p>PGZDI00 A16 022 ORIGIN</p> <p>PGZDI20 A16 022 SUN</p> <p>PGZDI30 A16 022 WHITE</p> <p>PGZDI10 A16 022 PLAN</p> <p>POSARE SOLO ALL'INTERNO / STRICTLY FOR INTERIORS</p> | <p>5</p> <p>GRADONE TORO VUOTO BORDO 30x34 RECT 12"x13 3/8" 10 mm</p> <p>PGEDI00 A41 063 ORIGIN</p> <p>PGEDI20 A41 063 SUN</p> <p>PGEDI30 A41 063 WHITE</p> <p>PGEDI10 A41 063 PLAN</p> | <p>9</p> <p>BATTISCOPIA 10x60 RECT 4"x24" 10 mm</p> <p>PGRDI0 A11 015 ORIGIN</p> <p>PGRDIR2 A11 015 SUN</p> <p>PGRDIR3 A11 015 WHITE</p> <p>PGRDIR1 A11 015 PLAN</p> | |
| <p>3</p> <p>ANGOLO RACCORDO 1x1 3/8"x3/8"</p> <p>PGZDI01 A12 016 ORIGIN</p> <p>PGZDI21 A12 016 SUN</p> <p>PGZDI31 A12 016 WHITE</p> <p>PGZDI11 A12 016 PLAN</p> <p>POSARE SOLO ALL'INTERNO / STRICTLY FOR INTERIORS</p> | <p>6</p> <p>GRADINO 30x30 RECT 12"x12" 10 mm</p> <p>PGDDI00 A29 043 ORIGIN</p> <p>PGDDI20 A29 043 SUN</p> <p>PGDDI30 A29 043 WHITE</p> <p>PGDDI10 A29 043 PLAN</p> | | |

* La protezione antibatterica non è applicata / The antimicrobial protection is not applied / Der antibakterielle Schutz wird nicht angewendet / La protection antibactérienne n'est pas appliquée

Trattandosi di pezzi artigianali possono verificarsi piccole variazioni dimensionali / Handmade pieces: light size variations may occur / Da es sich um handgemachte Teile handelt, können es kleine dimensionale Veränderungen auftreten / Étant donné qu'il s'agit de pièces faites à la main il peut y avoir des petits changements dimensionnels

IMBALLAGGI E PESI / PACKINGS AND WEIGHTS / VERPACKUNGEN UND GEWICHTE / EMBALLAGES ET POIDS

| DESCRIZIONE DESCRIPTION | FORMATI SIZES | PEZZI SCATOLA PIECES BOX | PESO SCATOLA KG. WEIGHT BOX | MQ. SCATOLA SQM BOX | ML SCATOLA LM BOX | SCATOLE PALLET BOXES PALLET | PESO PALLET KG. WEIGHT PALLET | MQ. PALLET SQM PALLET |
|-----------------------------|------------------|-----------------------------|--------------------------------|------------------------|----------------------|--------------------------------|----------------------------------|--------------------------|
| FONDO | 60x120 RECT | 2 | 37 | 1,44 | - | 15 | 555 | 21,60 |
| FONDO | 60,3x60,3 | 4 | 33,45 | 1,454 | - | 32 | 1070,40 | 46,542 |
| FONDO | 60x60 RECT | 4 | 31 | 1,440 | - | 32 | 992 | 46,08 |
| FONDO STRUTTURATO | 30x60,3 | 9 | 33,45 | 1,628 | - | 32 | 1070,40 | 52,099 |
| FONDO | 30x60,3 | 8 | 32,20 | 1,447 | - | 32 | 1030,40 | 46,31 |
| FONDO | 30x60 RECT | 8 | 33 | 1,44 | - | 32 | 1056 | 46,08 |
| FONDO | 20x60 RECT | 13 | 33,58 | 1,56 | - | 30 | 1007,40 | 46,80 |
| FONDO | 15x60 RECT | 16 | 31 | 1,44 | - | 32 | 992 | 46,08 |
| FONDO | 7,5x60 RECT | 15 | 10 | 0,675 | - | 40 | 400 | 27 |
| FONDO | 5x60 RECT | 15 | 9,85 | 0,45 | - | 64 | 630,40 | 28,80 |
| MOSAICO 16 PZ | 30x30 RECT | 4 | 7,5 | 0,36 | - | 78 | 585 | 28,08 |
| MOSAICO A SBALZO | 30x30 RECT | 4 | 7,5 | 0,36 | - | 78 | 585 | 28,08 |
| RACCORDO | 1x30 RECT | 8 | 0,80 | 0,024 | - | - | - | - |
| ANGOLO RACCORDO | 1x1 | 10 | 0,07 | - | - | - | - | - |
| BATTISCOPIA | 10x60,3 | 16 | 20 | 0,966 | 9,648 | 48 | 960 | 46,387 |
| BATTISCOPIA | 10x60 RECT | 12 | 15,48 | 0,72 | 7,20 | 60 | 928,80 | 43,20 |
| BATTISCOPIA SCALA | 10x45 | 5 | 8,5 | 0,425 | - | - | - | - |
| GRADINO | 30x33 RECT | 13 | 32,63 | 1,17 | - | 40 | 1305,20 | 46,80 |
| GRADONE TORO VUOTO BORDO | 30x34 | 6 | 15,60 | 0,612 | - | 30 | 468 | 18,36 |
| GRADONE TORO VUOTO ANGOLARE | 34x34 | 2 | 5,6 | 0,223 | - | 46 | 257,60 | 10,263 |
| ELEMENTO "L" STRUTTURATO | 15x30x4 | 8 | 9,6 | 0,360 | 2,4 | 48 | 460,8 | 17,28 |
| FONDO 20mm STRUTTURATO | 60x120 RECT | 1 | 32,5 | 0,72 | - | 32 | 1040 | 23,04 |
| FONDO 20mm STRUTTURATO | 60,3x60,3 | 2 | 33,5 | 0,727 | - | 32 | 1072 | 23,27 |
| FONDO 20mm STRUTTURATO | 60x60 RECT | 2 | 32,5 | 0,720 | - | 32 | 1040 | 23,04 |
| COSTA TORO 20mm | 30x60 RECT | 1 | 8,125 | 0,180 | - | 100 | 812,5 | 18 |
| ANGOLO COSTA TORO 20mm | 30x60 RECT | 1 | 6,10 | 0,135 | - | 100 | 610 | 13,50 |
| COSTA TORO GRIP 20mm | 30x60 RECT | 1 | 8,125 | 0,180 | - | 100 | 812,5 | 18 |
| COSTA RETTA 20mm | 30x60 RECT | 1 | 8,125 | 0,180 | - | 100 | 812,5 | 18 |
| ANGOLO COSTA RETTA 20mm | 30x60 RECT | 1 | 6,10 | 0,135 | - | 100 | 610 | 13,50 |
| COSTA RETTA GRIP 20mm | 30x60 RECT | 1 | 8,125 | 0,180 | - | 100 | 812,5 | 18 |
| GRIGLIA 20mm | 15x60 RECT | 2 | 8 | 0,18 | - | 100 | 800 | 18 |
| ANGOLO GRIGLIA 20mm | 15x60 RECT | 2 | 7 | 0,157 | - | 100 | 700 | 15,75 |



CARATTERISTICHE TECNICHE
TECHNICAL FEATURES / TECHNISCHE EIGENSCHAFTEN / CARACTÉRISTIQUES TECHNIQUES

GRES A MASSA COLORATA
COLOURED-BODY STONEWARE / FEINSTEINZEUG MIT FARBIGER MASSE / GRÈS CÉRAME À MASSE COLORÉE
EN 14411-G (Bla-UGL) • ANSI A137.1-UGL (UNGLAZED PORCELAIN TILES - P1 CLASS) • ISO 13006-G (Bla-UGL)

| | | | |
|-----------|---|--|----------------------|
| | RESISTENZA ALLO SCIVOLAMENTO / SLIP RESISTANCE | NATURALE | STRUTTURATO 20 mm |
| | DIN 51130 | R9 | R11 |
| | DIN 51097 | - | C (A+B+C) |
| | BCR TORTUS | μ > 0,40 | μ > 0,40 |
| | ANSI A326.3 | DCOF ≥ 0.42 | DCOF ≥ 0.42 |
| BS 7976-2 | - | 36+ | |
| | FUGA MINIMA CONSIGLIATA / RECOMMENDED MINIMUM JOINT | | |
| | OUTDOOR | 5-6 mm approx | |
| | RECT (INDOOR) | 2 mm | |
| | FUGA PER POSA MODULARE / JOINT FOR MODULAR INSTALLATION | | |
| | NON RECT (INDOOR) | 3-4 mm approx | |
| | RECT (INDOOR) | 2 mm | |
| | NON RECT (INDOOR) | 3-4 mm approx | |
| | STONALIZZAZIONE / SHADE VARIATION | | |
| | ANSI A137.1 | V2 LIEVE VARIAZIONE SLIGHT VARIATION | |



Horizon

PAVIMENTI E RIVESTIMENTI / GRES A MASSA COLORATA
FLOORS AND WALLS / COLOURED-BODY STONEWARE



SUNRISE



SUNSET



SKY



CLOUD




STORM

PROTECT
ANTIBATTERICO · ANTIMICROBIAL

90x90 RECT



60x120 RECT



60,3x60,3
60x60 RECT



30x60 RECT





Rivestimento / Wall
Mosaico 36 Sky 30x30 Rect
Storm 30x60 Rect
Rails Storm 30x30 Rect
Pavimento / Floor
Sky 90x90 Rect



Rivestimento / Wall
Cloud 30x60 Rect
Sunrise 30x60 Rect
Mosaico 36 Cloud 30x30 Rect
Rails Sunrise 30x30 Rect
Pavimento / Floor
Cloud 60x60 Rect



Rivestimento / Wall
Cloud 30x60 Rect
Pavimento / Floor
Cloud 60x60 Rect

Rivestimento / Wall
Wall 3D Cloud 30x58 Rect
Pavimento / Floor
Cloud 60x120 Rect





Rivestimento / Wall
Twist A Sunset 35x100
Twist B Sunset 35x100
Twist C Sunset 35x100
Sky 35x100

Pavimento / Floor
Sky 60x60 Rect



Rivestimento / Wall
Hexagon Sunrise 30x30 Rect
Pavimento / Floor
Sunset 60x120 Rect

Rivestimento / Wall
Hexagon Sunrise 30x30 Rect



Pavimento / Floor
Sunset 60x120 Rect





Rivestimento / Wall
 Cloud Strutturato 30x60 Rect
 Rails Cloud 30x30 Rect
Pavimento / Floor
 Sunrise Strutturato 60,3x60,3
 Sunrise Strutturato 60x120 Rect **20mm**



Rivestimento / Wall
 Cloud Strutturato 30x60 Rect
 Rails Cloud 30x30 Rect
Pavimento / Floor
 Sunrise Strutturato 60,3x60,3
 Sunrise Strutturato 60x120 Rect **20mm**

SUNRISE



60x120^{RECT} 24"x48" 10 mm
PGXHN30 A76 ● 222 ■



60x60^{RECT} 24"x24" 10 mm
PGWHNR3 A61 ● 220 ■
STRUTTURATO*
PGWHNG3 A61 ● 220 ■
STRUTTURATO*
60,3x60,3 24"x24"
PGWHNB3 A47 ● 068 ■

SUNSET




60x120^{RECT} 24"x48" 10 mm
PGXHN40 A76 ● 222 ■




60x60^{RECT} 24"x24" 10 mm
PGWHNR4 A61 ● 220 ■
STRUTTURATO*
PGWHNG4 A61 ● 220 ■
STRUTTURATO*
60,3x60,3 24"x24"
PGWHNB4 A47 ● 068 ■



90x90^{RECT} 36"x36" 11 mm
PGGHNR3 A95 ● 196 ■



30x60^{RECT} 12"x24" 10 mm
PG-HNR3 A61 ● 220 ■
STRUTTURATO*
PG-HNG3 A61 ● 220 ■



90x90^{RECT} 36"x36" 11 mm
PGGHNR4 A95 ● 196 ■



30x60^{RECT} 12"x24" 10 mm
PG-HNR4 A61 ● 220 ■
STRUTTURATO*
PG-HNG4 A61 ● 220 ■


* La protezione antibatterica non è applicata / The antimicrobial protection is not applied / Der antibakterielle Schutz wird nicht angewendet / La protection antibactérienne n'est pas appliquée

* La protezione antibatterica non è applicata / The antimicrobial protection is not applied / Der antibakterielle Schutz wird nicht angewendet / La protection antibactérienne n'est pas appliquée

SKY



60x120^{RECT} 24"x48"
PGXHN10 A76 ● 222 ■ 10 mm



60x60^{RECT} 24"x24"
PGWHNR1 A61 ● 220 ■ 10 mm

CLOUD




60x120^{RECT} 24"x48"
PGXHN00 A76 ● 222 ■ 10 mm



60x60^{RECT} 24"x24"
PGWHNR0 A61 ● 220 ■ 10 mm

STRUTTURATO*
PGWHNG0 A61 ● 220 ■


STRUTTURATO*
60,3x60,3 24"x24"
PGWHNB0 A47 ● 068 ■



90x90^{RECT} 36"x36"
PGGHNR1 A95 ● 196 ■ 11 mm



30x60^{RECT} 12"x24"
PG-HNR1 A61 ● 220 ■ 10 mm



90x90^{RECT} 36"x36"
PGGHNR0 A95 ● 196 ■ 11 mm



30x60^{RECT} 12"x24"
PG-HNR0 A61 ● 220 ■ 10 mm

STRUTTURATO*
PG-HNG0 A61 ● 220 ■


* La protezione antibatterica non è applicata / The antimicrobial protection is not applied / Der antibakterielle Schutz wird nicht angewendet / La protection antibactérienne n'est pas appliquée

* La protezione antibatterica non è applicata / The antimicrobial protection is not applied / Der antibakterielle Schutz wird nicht angewendet / La protection antibactérienne n'est pas appliquée


STORM



60x120^{RECT} 24"x48" 10 mm
PGXHN20 A76 ● 222 ■



60x60^{RECT} 24"x24" 10 mm
PGWHNR2 A61 ● 220 ■
STRUTTURATO*
PGWHNG2 A61 ● 220 ■
STRUTTURATO*
60,3x60,3 24"x24"
PGWHNB2 A47 ● 068 ■



90x90^{RECT} 36"x36" 11 mm
PGGHR2 A95 ● 196 ■



30x60^{RECT} 12"x24" 10 mm
PG-HNR2 A61 ● 220 ■
STRUTTURATO*
PG-HNG2 A61 ● 220 ■

* La protezione antibatterica non è applicata / The antimicrobial protection is not applied / Der antibakterielle Schutz wird nicht angewendet / La protection antibactérienne n'est pas appliquée

SUNRISE



MOSAICO 36 PEZZI
30x30^{RECT} 12"x12" 10 mm
PGZHNM3 B27 ● 216 ■



RAILS
30x30^{RECT} 12"x12" 10 mm
PGZHN3 B33 ● 190 ■



HEXAGON
30x30^{RECT} 12"x12" 10 mm
PGZHNH3 A23 ● 032 ■



WALL 3D
30x58^{RECT} 12"x23" 10 mm
PGZHNW3 A70 ● 077 ■

SUNSET



MOSAICO 36 PEZZI
30x30^{RECT} 12"x12" 10 mm
PGZHN4 B27 ● 216 ■



RAILS
30x30^{RECT} 12"x12" 10 mm
PGZHN4 B33 ● 190 ■




HEXAGON
30x30^{RECT} 12"x12" 10 mm
PGZHN4 A23 ● 032 ■



WALL 3D
30x58^{RECT} 12"x23" 10 mm
PGZHNW4 A70 ● 077 ■

SKY



MOSAICO 36 PEZZI
30x30^{RECT} 12"x12" 10 mm
PGZHN1 B27 ● 216 ■



RAILS
30x30^{RECT} 12"x12" 10 mm
PGZHN1 B33 ● 190 ■



HEXAGON
30x30^{RECT} 12"x12" 10 mm
PGZHN1 A23 ● 032 ■




WALL 3D
30x58^{RECT} 12"x23" 10 mm
PGZHNW1 A70 ● 077 ■

CLOUD



MOSAICO 36 PEZZI
30x30^{RECT} 12"x12" 10 mm
PGZHN0 B27 ● 216 ■



RAILS
30x30^{RECT} 12"x12" 10 mm
PGZHN0 B33 ● 190 ■




HEXAGON
30x30^{RECT} 12"x12" 10 mm
PGZHN0 A23 ● 032 ■




WALL 3D
30x58^{RECT} 12"x23" 10 mm
PGZHNW0 A70 ● 077 ■

STORM



MOSAICO 36 PEZZI
30x30^{RECT} 12"x12" 10 mm
PGZHN2 B27 ● 216 ■



RAILS
30x30^{RECT} 12"x12" 10 mm
PGZHN2 B33 ● 190 ■



HEXAGON
30x30^{RECT} 12"x12" 10 mm
PGZHN2 A23 ● 032 ■



WALL 3D
30x58^{RECT} 12"x23" 10 mm
PGZHNW2 A70 ● 077 ■

SUNRISE STRUTTURATO *



60x120^{RECT} 24"x48" 20 mm
PGXHN63 B21 ● 201 ■

SUNSET STRUTTURATO *



60x120^{RECT} 24"x48" 20 mm
PGXHN64 B21 ● 201 ■

CLOUD STRUTTURATO *



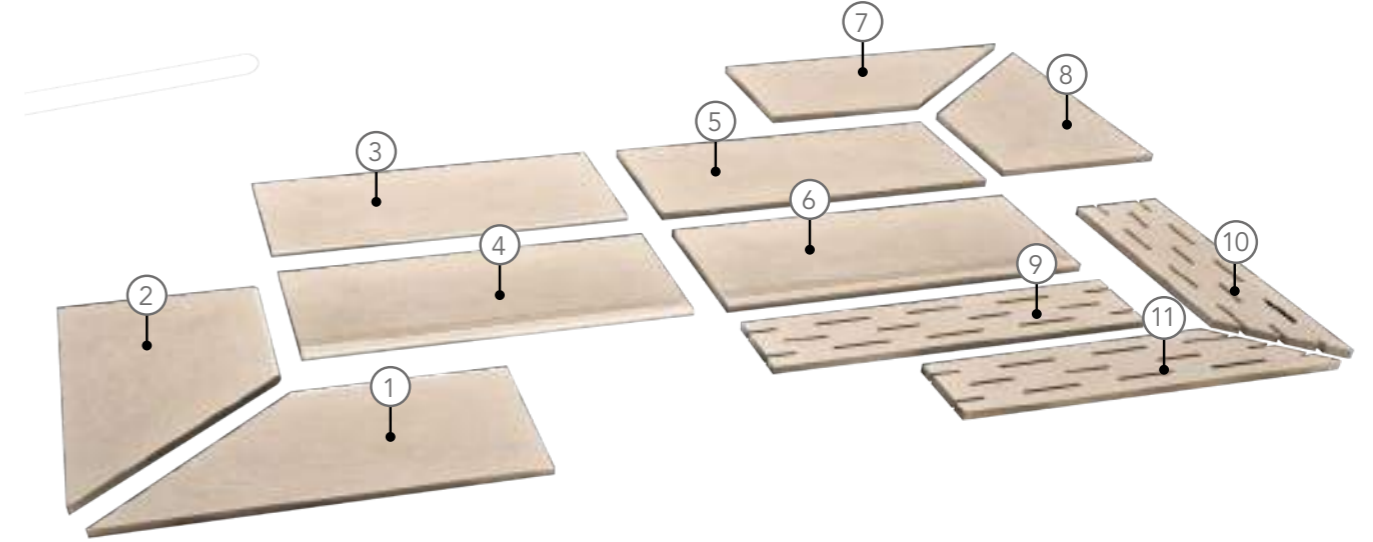
60x120^{RECT} 24"x48" 20 mm
PGXHN60 B21 ● 201 ■

STORM STRUTTURATO *



60x120^{RECT} 24"x48" 20 mm
PGXHN62 B21 ● 201 ■

PEZZI SPECIALI / TRIM PIECES / FORMSTÜCKE / PIÈCES SPÉCIALES *



| | | | |
|--|--|---|---|
| <p>1</p> <p>COSTA TORO ANGOLARE DX 30x60^{RECT} 12"x24" 20 mm PGDHNK8 A90 ● 097 ☑ SUNRISE PGDHNK6 A90 ● 097 ☑ SUNSET PGDHNK0 A90 ● 097 ☑ CLOUD PGDHNK4 A90 ● 097 ☑ STORM</p> | <p>4</p> <p>COSTA TORO GRIP 30x60^{RECT} 12"x24" 20 mm PGDHNJ3 A85 ● 101 ☑ SUNRISE PGDHNJ4 A85 ● 101 ☑ SUNSET PGDHNJ0 A85 ● 101 ☑ CLOUD PGDHNJ2 A85 ● 101 ☑ STORM</p> | <p>7</p> <p>COSTA RETTA ANGOLARE DX 30x60^{RECT} 12"x24" 20 mm PGDHN8 A77 ● 092 ☑ SUNRISE PGDHN6 A77 ● 092 ☑ SUNSET PGDHN0 A77 ● 092 ☑ CLOUD PGDHN4 A77 ● 092 ☑ STORM</p> | <p>10</p> <p>GRIGLIA ANGOLARE DX 15x60^{RECT} 6"x24" 20 mm PGDHNA8 B11 ● 110 ☑ SUNRISE PGDHNA6 B11 ● 110 ☑ SUNSET PGDHNA0 B11 ● 110 ☑ CLOUD PGDHNA4 B11 ● 110 ☑ STORM</p> |
| <p>2</p> <p>COSTA TORO ANGOLARE SX 30x60^{RECT} 12"x24" 20 mm PGDHNK9 A90 ● 097 ☑ SUNRISE PGDHNK7 A90 ● 097 ☑ SUNSET PGDHNK1 A90 ● 097 ☑ CLOUD PGDHNK5 A90 ● 097 ☑ STORM</p> | <p>5</p> <p>COSTA RETTA 30x60^{RECT} 12"x24" 20 mm PGDHNC3 A62 ● 087 ☑ SUNRISE PGDHNC4 A62 ● 087 ☑ SUNSET PGDHNC0 A62 ● 087 ☑ CLOUD PGDHNC2 A62 ● 087 ☑ STORM</p> | <p>8</p> <p>COSTA RETTA ANGOLARE SX 30x60^{RECT} 12"x24" 20 mm PGDHN9 A77 ● 092 ☑ SUNRISE PGDHN7 A77 ● 092 ☑ SUNSET PGDHN1 A77 ● 092 ☑ CLOUD PGDHN5 A77 ● 092 ☑ STORM</p> | <p>11</p> <p>GRIGLIA ANGOLARE SX 15x60^{RECT} 6"x24" 20 mm PGDHNA9 B11 ● 110 ☑ SUNRISE PGDHNA7 B11 ● 110 ☑ SUNSET PGDHNA1 B11 ● 110 ☑ CLOUD PGDHNA5 B11 ● 110 ☑ STORM</p> |
| <p>3</p> <p>COSTA TORO 30x60^{RECT} 12"x24" 20 mm PGDHN3 A69 ● 090 ☑ SUNRISE PGDHN4 A69 ● 090 ☑ SUNSET PGDHN0 A69 ● 090 ☑ CLOUD PGDHN2 A69 ● 090 ☑ STORM</p> | <p>6</p> <p>COSTA RETTA GRIP 30x60^{RECT} 12"x24" 20 mm PGDHNG3 A79 ● 099 ☑ SUNRISE PGDHNG4 A79 ● 099 ☑ SUNSET PGDHNG0 A79 ● 099 ☑ CLOUD PGDHNG2 A79 ● 099 ☑ STORM</p> | <p>9</p> <p>GRIGLIA 15x60^{RECT} 6"x24" 20 mm PGDHN3 B07 ● 189 ☑ SUNRISE PGDHN4 B07 ● 189 ☑ SUNSET GDHNZ0 B07 ● 189 ☑ CLOUD PGDHN2 B07 ● 189 ☑ STORM</p> | |

* La protezione antibatterica non è applicata / The antimicrobial protection is not applied / Der antibakterielle Schutz wird nicht angewendet / La protection antibactérienne n'est pas appliquée

* La protezione antibatterica non è applicata / The antimicrobial protection is not applied / Der antibakterielle Schutz wird nicht angewendet / La protection antibactérienne n'est pas appliquée

• Venduti solo a scatole complete / Only full boxes sold / Nur volle Karton / Vendus par boîte complete
 • Lavorati solo su richiesta / Manufactured only upon special request / Nur auf Anfrage / Seulement à la demande
 • Per tutti i pz speciali consegna 30 gg / For all trim pieces 30 days delivery / Formteile haben 30 Tage Lieferzeit / Livraison en 30 jours pour toutes les pièces spéciales

PEZZI SPECIALI / TRIM PIECES / FORMSTÜCKE / PIÈCES SPÉCIALES



1 BATTISCOPIA SCALA
10x45 4"x18" 10 mm

| | | | |
|---------|-----|-----|------------|
| PGZHN3D | A24 | 034 | SUNRISE DX |
| PGZHN4D | A24 | 034 | SUNSET DX |
| PGZHN0D | A24 | 034 | CLOUD DX |
| PGZHN2D | A24 | 034 | STORM DX |
| PGZHN1D | A24 | 034 | SKY DX |
| PGZHN3S | A24 | 034 | SUNRISE SX |
| PGZHN4S | A24 | 034 | SUNSET SX |
| PGZHN0S | A24 | 034 | CLOUD SX |
| PGZHN2S | A24 | 034 | STORM SX |
| PGZHN1S | A24 | 034 | SKY SX |

2 BATTISCOPIA RECT
10x60 RECT 4"x24" 10 mm

| | | | |
|---------|-----|-----|---------|
| PGRHN30 | A11 | 015 | SUNRISE |
| PGRHN40 | A11 | 015 | SUNSET |
| PGRHN00 | A11 | 015 | CLOUD |
| PGRHN20 | A11 | 015 | STORM |
| PGRHN10 | A11 | 015 | SKY |

3 ANGOLO GRADONE A COSTA RETTA
34x34 13^{3/8}"x13^{3/8}" 10 mm

| | | | |
|---------|-----|-----|---------|
| PGÉHN31 | B07 | 095 | SUNRISE |
| PGÉHN41 | B07 | 095 | SUNSET |
| PGÉHN01 | B07 | 095 | CLOUD |
| PGÉHN21 | B07 | 095 | STORM |
| PGÉHN11 | B07 | 095 | SKY |

4 GRADONE A COSTA RETTA
30x34 RECT 12"x13^{3/8}" 10 mm

| | | | |
|---------|-----|-----|---------|
| PGÉHN30 | A35 | 059 | SUNRISE |
| PGÉHN40 | A35 | 059 | SUNSET |
| PGÉHN00 | A35 | 059 | CLOUD |
| PGÉHN20 | A35 | 059 | STORM |
| PGÉHN10 | A35 | 059 | SKY |

5 ELEMENTO "L" STRUTTURATO
15x30x4 6"x12"x1^{9/16}" 9 mm

| | | | |
|---------|-----|-----|---------|
| PGZHNA3 | A20 | 028 | SUNRISE |
| PGZHNA4 | A20 | 028 | SUNSET |
| PGZHNA0 | A20 | 028 | CLOUD |
| PGZHNA2 | A20 | 028 | STORM |

* La protezione antibatterica non è applicata / The antimicrobial protection is not applied / Der antibakterielle Schutz wird nicht angewendet / La protection antibactérienne n'est pas appliquée

Trattandosi di pezzi artigianali possono verificarsi piccole variazioni dimensionali / Handmade pieces: light size variations may occur / Da es sich um handgemachte Teile handelt, können es kleine dimensionale Veränderungen auftreten / Étant donné qu'il s'agit de pièces faites à la main il peut y avoir des petits changements dimensionnels

IMBALLAGGI E PESI / PACKINGS AND WEIGHTS / VERPACKUNGEN UND GEWICHTE / EMBALLAGES ET POIDS

| DESCRIZIONE DESCRIPTION | FORMATI SIZES | PEZZI SCATOLA PIECES BOX | PESO SCATOLA KG. WEIGHT BOX | MQ. SCATOLA SQM BOX | ML SCATOLA LM BOX | SCATOLE PALLET BOXES PALLET | PESO PALLET KG. WEIGHT PALLET | MQ. PALLET SQM PALLET |
|-------------------------------|------------------|-----------------------------|--------------------------------|------------------------|----------------------|--------------------------------|----------------------------------|--------------------------|
| FONDO NATURALE | 60x120 RECT | 2 | 32,5 | 1,44 | - | 30 | 975 | 43,20 |
| FONDO NATURALE | 90x90 RECT | 2 | 40 | 1,62 | - | 40 | 1600 | 64,80 |
| FONDO NATURALE | 60x60 RECT | 4 | 32 | 1,44 | - | 32 | 1024 | 46,08 |
| FONDO NATURALE | 30x60 RECT | 8 | 32 | 1,44 | - | 32 | 1024 | 46,08 |
| FONDO STRUTTURATO | 60x60 RECT | 4 | 32 | 1,44 | - | 32 | 1024 | 46,08 |
| FONDO STRUTTURATO | 60,3x60,3 | 4 | 32,5 | 1,454 | - | 32 | 1040 | 46,54 |
| FONDO STRUTTURATO | 30x60 RECT | 8 | 32 | 1,44 | - | 32 | 1024 | 46,08 |
| FONDO 20 mm | 60x120 RECT | 1 | 32,5 | 0,72 | - | 32 | 1040 | 23,04 |
| MOSAICO 36 | 30x30 RECT | 4 | 7,7 | 0,36 | - | 78 | 600,6 | 28,08 |
| RAILS | 30x30 RECT | 6 | 12 | 0,54 | - | 60 | 720 | 32,40 |
| WALL 3D | 30x58 RECT | 4 | 15 | 0,696 | - | 24 | 360 | 16,704 |
| HEXAGON | 30x30 RECT | 4 | 19 | 0,282 | - | 30 | 570 | 8,47 |
| BATTISCOPIA | 10x60 RECT | 12 | 15,48 | 0,72 | 7,20 | 60 | 928,8 | 43,20 |
| BATTISCOPIA SCALA KIT (2 PZ.) | 10x45 | 5 | 8,5 | 0,425 | - | - | - | - |
| GRADONE A COSTA RETTA | 30x34 | 6 | 18 | 0,612 | - | 30 | 540 | 18,36 |
| ANGOLO GRADONE A COSTA RETTA | 34x34 | 2 | 6,6 | 0,231 | - | 48 | 316,8 | 11,09 |
| ELEMENTO "L" STRUTTURATO | 15x30xh4 | 8 | 9,6 | 0,36 | 2,40 | 48 | 460,80 | 17,28 |
| COSTA TORO 20 mm | 30x60 RECT | 1 | 8,125 | 0,18 | - | 100 | 812,5 | 18 |
| ANGOLO COSTA TORO 20 mm | 30x60 RECT | 1 | 6,1 | 0,135 | - | 100 | 610 | 13,5 |
| COSTA TORO GRIP 20 mm | 30x60 RECT | 1 | 8,125 | 0,18 | - | 100 | 812,5 | 18 |
| COSTA RETTA 20 mm | 30x60 RECT | 1 | 8,125 | 0,18 | - | 100 | 812,5 | 18 |
| ANGOLO COSTA RETTA 20 mm | 30x60 RECT | 1 | 6,1 | 0,135 | - | 100 | 610 | 13,5 |
| COSTA RETTA GRIP 20 mm | 30x60 RECT | 1 | 8,125 | 0,18 | - | 100 | 812,5 | 18 |
| GRIGLIA 20 mm | 15x60 RECT | 2 | 8 | 0,18 | - | 100 | 800 | 18 |
| ANGOLO GRIGLIA 20 mm | 15x60 RECT | 2 | 7 | 0,157 | - | 100 | 700 | 15,75 |



CARATTERISTICHE TECNICHE

TECHNICAL FEATURES / TECHNISCHE EIGENSCHAFTEN / CARACTÉRISTIQUES TECHNIQUES

GRES A MASSA COLORATA
COLOURED-BODY STONEWARE / FEINSTEINZEUG MIT FARBIGER MASSE / GRÈS CÉRAME À MASSE COLORÉE
EN 14411-G (Bla-UGL) • ANSI A137.1-UGL (UNGLAZED PORCELAIN TILES - P1 CLASS) • ISO 13006-G (Bla-UGL)

| RESISTENZA ALLO SCIVOLAMENTO / SLIP RESISTANCE | NATURALE | STRUTTURATO |
|---|-------------|---------------|
| | | 10 mm - 20 mm |
| DIN 51130 | R10 | R11 |
| DIN 51097 | - | C (A+B+C) |
| BCR TORTUS | μ > 0,40 | μ > 0,40 |
| ANSI A326.3 | DCOF ≥ 0.42 | DCOF ≥ 0.42 |

| FUGA MINIMA CONSIGLIATA/ RECOMMENDED MINIMUM JOINT | |
|--|---------------|
| OUTDOOR | 5-6 mm approx |
| RECT (INDOOR) | 2 mm |
| NON RECT (INDOOR) | 3-4 mm approx |

| STONALIZZAZIONE / SHADE VARIATION | |
|-----------------------------------|---|
| ANSI A137.1 | V2 VARIAZIONI MINIME SLIGHT VARIATION |

MONOPOROSA IN PASTA BIANCA SMALTATA / GLAZED WHITE BODY POROUS SINGLE-FIRED TILES

SUNRISE




35x100^{RECT} 13^{3/4}"x39"
PBFHN30 B47 ● 067 ■ 10,5 mm

SUNSET




35x100^{RECT} 13^{3/4}"x39"
PBFHN40 B47 ● 067 ■ 10,5 mm

SKY



35x100^{RECT} 13^{3/4}"x39"
PBFHN10 B47 ● 067 ■ 10,5 mm

CLOUD



35x100^{RECT} 13^{3/4}"x39"
PBFHN00 B47 ● 067 ■ 10,5 mm

STORM



35x100^{RECT} 13^{3/4}"x39"
PBFHN20 B47 ● 067 ■ 10,5 mm

MONOPOROSA IN PASTA BIANCA SMALTATA / GLAZED WHITE BODY POROUS SINGLE-FIRED TILES

SUNRISE



TWIST A
35x100^{RECT} 13^{3/4}"x39"
PBFHNA3 B23 ● 108 ■ 10,5 mm




TWIST B
35x100^{RECT} 13^{3/4}"x39"
PBFHNB3 B23 ● 108 ■ 10,5 mm



TWIST C
35x100^{RECT} 13^{3/4}"x39"
PBFHNC3 B23 ● 108 ■ 10,5 mm



STRING
35x100^{RECT} 13^{3/4}"x39"
PBFHNS3 B23 ● 108 ■ 10,5 mm



PATCH
35x100^{RECT} 13^{3/4}"x39"
PBFHNP3 B16 ● 106 ■ 10,5 mm



RIDGE
35x100^{RECT} 13^{3/4}"x39"
PBFHNR3 A71 ● 085 ■ 10,5 mm

MONOPOROSA IN PASTA BIANCA SMALTATA / GLAZED WHITE BODY POROUS SINGLE-FIRED TILES

SUNSET



TWIST A
35x100^{RECT} 13^{3/4}"x39"
PBFHNA4 B23 ● 108 ■ 10,5 mm



TWIST B
35x100^{RECT} 13^{3/4}"x39"
PBFHNB4 B23 ● 108 ■ 10,5 mm



TWIST C
35x100^{RECT} 13^{3/4}"x39"
PBFHNC4 B23 ● 108 ■ 10,5 mm



STRING
35x100^{RECT} 13^{3/4}"x39"
PBFHNS4 B23 ● 108 ■ 10,5 mm



PATCH
35x100^{RECT} 13^{3/4}"x39"
PBFHNP4 B16 ● 106 ■ 10,5 mm




RIDGE
35x100^{RECT} 13^{3/4}"x39"
PBFHNR4 A71 ● 085 ■ 10,5 mm

MONOPOROSA IN PASTA BIANCA SMALTATA / GLAZED WHITE BODY POROUS SINGLE-FIRED TILES

SKY



TWIST A
35x100^{RECT} 13^{3/4}"x39"
PBFHNA1 B23 ● 108 ■ 10,5 mm



TWIST B
35x100^{RECT} 13^{3/4}"x39"
PBFHNB1 B23 ● 108 ■ 10,5 mm



TWIST C
35x100^{RECT} 13^{3/4}"x39"
PBFHNC1 B23 ● 108 ■ 10,5 mm



STRING
35x100^{RECT} 13^{3/4}"x39"
PBFHNS1 B23 ● 108 ■ 10,5 mm



PATCH
35x100^{RECT} 13^{3/4}"x39"
PBFHNP1 B16 ● 106 ■ 10,5 mm



RIDGE
35x100^{RECT} 13^{3/4}"x39"
PBFHNR1 A71 ● 085 ■ 10,5 mm

MONOPOROSA IN PASTA BIANCA SMALTATA / GLAZED WHITE BODY POROUS SINGLE-FIRED TILES

CLOUD



TWIST A
35x100^{RECT} 13^{3/4}"x39"
PBFHNAO B23 ● 108 ▣ 10,5 mm



TWIST B
35x100^{RECT} 13^{3/4}"x39"
PBFHNBO B23 ● 108 ▣ 10,5 mm



TWIST C
35x100^{RECT} 13^{3/4}"x39"
PBFHNCO B23 ● 108 ▣ 10,5 mm



STRING
35x100^{RECT} 13^{3/4}"x39"
PBFHNSO B23 ● 108 ▣ 10,5 mm



PATCH
35x100^{RECT} 13^{3/4}"x39"
PBFHNPO B16 ● 106 ▣ 10,5 mm



RIDGE
35x100^{RECT} 13^{3/4}"x39"
PBFHNR0 A71 ● 085 ▣ 10,5 mm

MONOPOROSA IN PASTA BIANCA SMALTATA / GLAZED WHITE BODY POROUS SINGLE-FIRED TILES

STORM




TWIST A
35x100^{RECT} 13^{3/4}"x39"
PBFHNA2 B23 ● 108 ▣ 10,5 mm



TWIST B
35x100^{RECT} 13^{3/4}"x39"
PBFHNB2 B23 ● 108 ▣ 10,5 mm



TWIST C
35x100^{RECT} 13^{3/4}"x39"
PBFHNC2 B23 ● 108 ▣ 10,5 mm



STRING
35x100^{RECT} 13^{3/4}"x39"
PBFHNS2 B23 ● 108 ▣ 10,5 mm



PATCH
35x100^{RECT} 13^{3/4}"x39"
PBFHNP2 B16 ● 106 ▣ 10,5 mm



RIDGE
35x100^{RECT} 13^{3/4}"x39"
PBFHNR2 A71 ● 085 ▣ 10,5 mm

IMBALLAGGI E PESI / PACKINGS AND WEIGHTS / VERPACKUNGEN UND GEWICHTE / EMBALLAGES ET POIDS

| DESCRIZIONE DESCRIPTION | FORMATI SIZES | PEZZI SCATOLA PIECES BOX | PESO SCATOLA KG. WEIGHT BOX | MQ. SCATOLA SQM BOX | ML SCATOLA LM BOX | SCATOLE PALLET BOXES PALLET | PESO PALLET KG. WEIGHT PALLET | MQ. PALLET SQM PALLET |
|----------------------------|------------------------|-----------------------------|--------------------------------|------------------------|----------------------|--------------------------------|----------------------------------|--------------------------|
| FONDO | 35x100 ^{RECT} | 3 | 20,15 | 1,05 | - | 26 | 523,9 | 27,3 |
| TWIST A | 35x100 ^{RECT} | 3 | 19,80 | 1,05 | - | 12 | 237,60 | 12,60 |
| TWIST B | 35x100 ^{RECT} | 3 | 19,80 | 1,05 | - | 12 | 237,60 | 12,60 |
| TWIST C | 35x100 ^{RECT} | 3 | 19,80 | 1,05 | - | 12 | 237,60 | 12,60 |
| PATCH | 35x100 ^{RECT} | 3 | 19,80 | 1,05 | - | 12 | 237,60 | 12,60 |
| STRING | 35x100 ^{RECT} | 3 | 19,80 | 1,05 | - | 12 | 237,60 | 12,60 |
| RIDGE | 35x100 ^{RECT} | 3 | 20,15 | 1,05 | - | 26 | 523,9 | 27,3 |

100%
ECO COMPATIBILE
CERAMICA PANARIA



CARATTERISTICHE TECNICHE

TECHNICAL FEATURES / TECHNISCHE EIGENSCHAFTEN / CARACTÉRISTIQUES TECHNIQUES

MONOPOROSA IN PASTA BIANCA SMALTATA

GLAZED WHITE BODY POROUS SINGLE-FIRED TILES / REVÊTEMENT MONOCUISSONS EN PÂTE BLANCHE ÉMAILLÉ / WANDFLIESEN AUS WEISSSCHERBIGEN GLASIERTEN MONOPOROSA
EN 14411-L (BIII-GL) • ANSI A137.1-GL (GLAZED NON VITREOUS WALL TILES - P4 CLASS) • ISO 13006-L (BIII-GL)



FUGA MINIMA CONSIGLIATA / RECOMMENDED MINIMUM JOINT

RECT (INDOOR)

1 mm



STONALIZZAZIONE / SHADE VARIATION

ANSI A137.1

V1
ASPETTO UNIFORME / UNIFORM APPEARANCE



Rivestimento / Wall
Storm 30x60 Rect
Pavimento / Floor
Sky 90x90 Rect

Petra Solis

PAVIMENTI E RIVESTIMENTI / GRES A MASSA COLORATA
FLOORS AND WALLS / COLOURED-BODY STONEWARE



SOMNIUM



FABULA



VISIO



MIRUM



60,8x60,8
60x60 RECT



40,4x60,8



40,4x40,4



20x40,4



20x20





Pavimento / Floor
Somnium 40,4x60,8 Strutturato

**Pavimento e rivestimento /
Floor and wall**
Fabula 20x20
Decoris Ornatum 20x20



Pavimento / Floor
Somnium 60,8x60,8
Somnium 40,4x60,8
Somnium 40,4x40,4
Somnium 20x40,4
Somnium 20x20





Pavimento / Floor
Somnium 60,8x60,8
Somnium 40,4x60,8
Somnium 40,4x40,4
Somnium 20x40,4
Somnium 20x20
Somnium 40,4x60,8 Strutturato



Pavimento / Floor
Mirum 60x60 Rect Strutturato **20mm**



Pavimento / Floor
Mirum 60x60 Rect

SOMNIUM



60x60^{RECT} 24"x24" 10 mm
 PGWPS11 A54 ● 220 ■
 60,8x60,8 24"x24"
 PGWPS10 A55 ● 212 ■



40,4x60,8 16"x24" 10 mm
 PGJPS10 A55 ● 212 ■


STRUTTURATO
 40,4x60,8 16"x24"
 PGJPSS1 A39 ● 073 ■



40,4x40,4 16"x16" 10 mm
 PGUPS10 A44 ● 219 ■



20x40,4 8"x16" 10 mm
 PGKPS10 A43 ● 063 ■



20x20 8"x8" 10 mm
 PGEPS10 A43 ● 063 ■

FABULA



60x60^{RECT} 24"x24" 10 mm
 PGWPS01 A54 ● 220 ■
 60,8x60,8 24"x24"
 PGWPS00 A55 ● 212 ■




40,4x60,8 16"x24" 10 mm
 PGJPS00 A55 ● 212 ■


STRUTTURATO
 40,4x60,8 16"x24"
 PGJPSS0 A39 ● 073 ■



40,4x40,4 16"x16" 10 mm
 PGUPS00 A44 ● 219 ■



20x40,4 8"x16" 10 mm
 PGKPS00 A43 ● 063 ■



20x20 8"x8" 10 mm
 PGEPS00 A43 ● 063 ■

VISIO



60x60^{RECT} 24"x24" 10 mm
 PGWPS21 A54 ● 220 ■
 60,8x60,8 24"x24"
 PGWPS20 A55 ● 212 ■



40,4x60,8 16"x24" 10 mm
 PGJPS20 A55 ● 212 ■


STRUTTURATO
 40,4x60,8 16"x24"
 PGJPSS2 A39 ● 073 ■



40,4x40,4 16"x16" 10 mm
 PGUPS20 A44 ● 219 ■



20x40,4 8"x16" 10 mm
 PGKPS20 A43 ● 063 ■



20x20 8"x8" 10 mm
 PGEPS20 A43 ● 063 ■

MIRUM



60x60^{RECT} 24"x24" 10 mm
 PGWPS31 A54 ● 220 ■
 60,8x60,8 24"x24"
 PGWPS30 A55 ● 212 ■



40,4x60,8 16"x24" 10 mm
 PGJPS30 A55 ● 212 ■

STRUTTURATO
 40,4x60,8 16"x24"
 PGJPSS3 A39 ● 073 ■



40,4x40,4 16"x16" 10 mm
 PGUPS30 A44 ● 219 ■



20x40,4 8"x16" 10 mm
 PGKPS30 A43 ● 063 ■



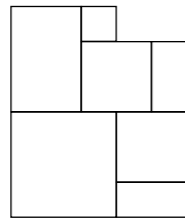
20x20 8"x8" 10 mm
 PGEPS30 A43 ● 063 ■

SOLUZIONI DI POSA / LAYING SOLUTIONS / VERLEGEPLÄNE / SOLUTIONS DE POSE



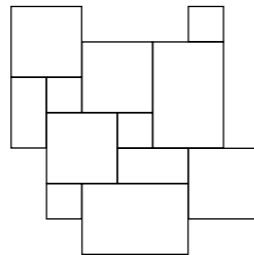
MODULO 1
5 FORMATI
60,8x60,8 = 32,33%
40,4x40,4 = 28,55%
40,4x60,8 = 21,49%
20x40,4 = 14,13%
20x20 = 3,5%

| | | |
|---------|-------------|---------|
| PGZPSS1 | B04 ● 220 ■ | SOMNIUM |
| PGZPSF1 | B04 ● 220 ■ | FABULA |
| PGZPSV1 | B04 ● 220 ■ | VISIO |
| PGZPSM1 | B04 ● 220 ■ | MIRUM |



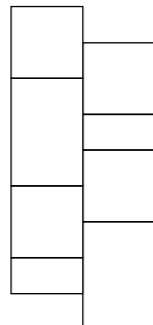
MODULO 2
4 FORMATI
40,4x40,4 = 44,54%
40,4x60,8 = 33,52%
20x40,4 = 11,02%
20x20 = 10,92%

| | | |
|---------|-------------|---------|
| PGZPSS2 | B04 ● 220 ■ | SOMNIUM |
| PGZPSF2 | B04 ● 220 ■ | FABULA |
| PGZPSV2 | B04 ● 220 ■ | VISIO |
| PGZPSM2 | B04 ● 220 ■ | MIRUM |



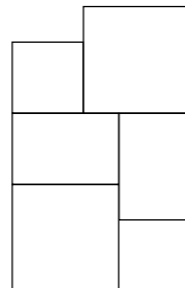
MODULO 3
3 FORMATI
40,4x40,4 = 50%
40,4x60,8 = 37,62%
20x40,4 = 12,38%

| | | |
|---------|-------------|---------|
| PGZPSS3 | B04 ● 220 ■ | SOMNIUM |
| PGZPSF3 | B04 ● 220 ■ | FABULA |
| PGZPSV3 | B04 ● 220 ■ | VISIO |
| PGZPSM3 | B04 ● 220 ■ | MIRUM |



MODULO 4
3 FORMATI
60,8x60,8 = 53,04%
40,4x60,8 = 35,25%
40,4x40,4 = 11,71%

| | | |
|---------|-------------|---------|
| PGZPSS4 | B04 ● 220 ■ | SOMNIUM |
| PGZPSF4 | B04 ● 220 ■ | FABULA |
| PGZPSV4 | B04 ● 220 ■ | VISIO |
| PGZPSM4 | B04 ● 220 ■ | MIRUM |



Esempio di sviluppo su superficie 4x4 mt / example of extension on 4x4 mt surface

SIGNUM



10 mm
SOMNIUM
20x20 8"x8"
PGEPSS1 A98 ● 094 ■



10 mm
FABULA
20x20 8"x8"
PGEPSS0 A98 ● 094 ■



10 mm
VISIO
20x20 8"x8"
PGEPSS2 A98 ● 094 ■



10 mm
MIRUM
20x20 8"x8"
PGEPSS3 A98 ● 094 ■

ORNATUM



1
PGEPSO1



2
PGEPSO2



3
PGEPSO3



4
PGEPSO4



5
PGEPSO5



6
PGEPSO6

20x20 8"x8"
10 mm
A98 ● 094 ■

MIX



20x20 8"x8"
PGEPSM0 A55 ● 073 ■

10 mm

PREZZO PER COMPOSIZIONE 12 PZ / PRICE FOR 12 PIECES COMPOSITION

PEZZI SPECIALI / TRIM PIECES / FORMSTÜCKE / PIÈCES SPÉCIALES



1 2 **BATTISCOPA**
10x60,3 4"x24"
10x60 RECT 4"x24"

4 **ANGOLO GRADONE COSTA RETTA**
34x34 13^{3/8}"x13^{3/8}"

1 **BATTISCOPA**
10x60,3 4"x24" 10 mm

| | | |
|---------|-------------|---------|
| PGRPS10 | A08 ● 011 ■ | SOMNIUM |
| PGRPS00 | A08 ● 011 ■ | FABULA |
| PGRPS20 | A08 ● 011 ■ | VISIO |
| PGRPS30 | A08 ● 011 ■ | MIRUM |

2 **BATTISCOPA**
10x60 RECT 4"x24" 10 mm

| | | |
|---------|-------------|---------|
| PGRPS11 | A11 ● 015 ■ | SOMNIUM |
| PGRPS01 | A11 ● 015 ■ | FABULA |
| PGRPS21 | A11 ● 015 ■ | VISIO |
| PGRPS31 | A11 ● 015 ■ | MIRUM |

3 **BATTISCOPA SCALA**
10x45 4"x18" KIT 2 PZ.

| | | |
|---------|-------------|------------|
| PGZPS1D | A24 ● 034 ■ | SOMNIUM DX |
| PGZPS0D | A24 ● 034 ■ | FABULA DX |
| PGZPS2D | A24 ● 034 ■ | VISIO DX |
| PGZPS3D | A24 ● 034 ■ | MIRUM DX |
| PGZPS1S | A24 ● 034 ■ | SOMNIUM SX |
| PGZPS0S | A24 ● 034 ■ | FABULA SX |
| PGZPS2S | A24 ● 034 ■ | VISIO SX |
| PGZPS3S | A24 ● 034 ■ | MIRUM SX |

4 **ANGOLO GRADONE COSTA RETTA**
34x34 13^{3/8}"x13^{3/8}" 10 mm

| | | |
|---------|-------------|---------|
| PGEPS11 | B07 ● 095 ■ | SOMNIUM |
| PGEPS01 | B07 ● 095 ■ | FABULA |
| PGEPS21 | B07 ● 095 ■ | VISIO |
| PGEPS31 | B07 ● 095 ■ | MIRUM |

5 **GRADONE COSTA RETTA**
30x34 12"x13^{3/8}" 10 mm

| | | |
|---------|-------------|---------|
| PGEPS10 | A35 ● 059 ■ | SOMNIUM |
| PGEPS00 | A35 ● 059 ■ | FABULA |
| PGEPS20 | A35 ● 059 ■ | VISIO |
| PGEPS30 | A35 ● 059 ■ | MIRUM |

6 **ELEMENTO "L" STRUTTURATO**
15x30x4 6"x12"x1^{9/16}" 9 mm

| | | |
|---------|-------------|---------|
| PGZPSA1 | A20 ● 028 ■ | SOMNIUM |
| PGZPSA0 | A20 ● 028 ■ | FABULA |
| PGZPSA2 | A20 ● 028 ■ | VISIO |
| PGZPSA3 | A20 ● 028 ■ | MIRUM |

SOMNIUM STRUTTURATO



60,3x60,3 24"x24" 20 mm
PGWPS15 B48 ● 204 ■

60x60^{RECT} 24"x24" 20 mm
PGWPS16 B49 ● 095 ■


MIRUM STRUTTURATO



60,3x60,3 24"x24" 20 mm
PGWPS35 B48 ● 204 ■

60x60^{RECT} 24"x24" 20 mm
PGWPS36 B49 ● 095 ■

PEZZI SPECIALI / TRIM PIECES / FORMSTÜCKE / PIÈCES SPÉCIALES



1
COSTA TORO ANGOLARE DX
30x60^{RECT} 12"x24" 20 mm
PGDPSK1 A90 ● 097 ■ SOMNIUM
PGDPSK3 A90 ● 097 ■ MIRUM

4
COSTA TORO GRIP
30x60^{RECT} 12"x24" 20 mm
PGDPSJ1 A85 ● 101 ■ SOMNIUM
PGDPSJ3 A85 ● 101 ■ MIRUM

7
COSTA RETTA ANGOLARE DX
30x60^{RECT} 12"x24" 20 mm
PGDPSD1 A77 ● 092 ■ SOMNIUM
PGDPSD3 A77 ● 092 ■ MIRUM

10
GRIGLIA ANGOLARE DX
15x60^{RECT} 6"x24" 20 mm
PGDPSA1 B11 ● 110 ■ SOMNIUM
PGDPSA3 B11 ● 110 ■ MIRUM

2
COSTA TORO ANGOLARE SX
30x60^{RECT} 12"x24" 20 mm
PGDPSK2 A90 ● 097 ■ SOMNIUM
PGDPSK4 A90 ● 097 ■ MIRUM

5
COSTA RETTA
30x60^{RECT} 12"x24" 20 mm
PGDPS1 A62 ● 087 ■ SOMNIUM
PGDPS3 A62 ● 087 ■ MIRUM

8
COSTA RETTA ANGOLARE SX
30x60^{RECT} 12"x24" 20 mm
PGDPSD2 A77 ● 092 ■ SOMNIUM
PGDPSD4 A77 ● 092 ■ MIRUM

11
GRIGLIA ANGOLARE SX
15x60^{RECT} 6"x24" 20 mm
PGDPSA2 B11 ● 110 ■ SOMNIUM
PGDPSA4 B11 ● 110 ■ MIRUM

3
COSTA TORO
30x60^{RECT} 12"x24" 20 mm
PGDPS1 A69 ● 090 ■ SOMNIUM
PGDPS3 A69 ● 090 ■ MIRUM

6
COSTA RETTA GRIP
30x60^{RECT} 12"x24" 20 mm
PGDPSG1 A79 ● 099 ■ SOMNIUM
PGDPSG3 A79 ● 099 ■ MIRUM

9
GRIGLIA
15x60^{RECT} 6"x24" 20 mm
PGDPSZ1 B07 ● 189 ■ SOMNIUM
PGDPSZ3 B07 ● 189 ■ MIRUM

- Venduti solo a scatole complete / Only full boxes sold / Nur volle Karton / Vendus par boîte complete
- Lavorati solo su richiesta / Manufactured only upon special request / Nur auf Anfrage / Seulement à la demande
- Per tutti i pz speciali consegna 30 gg / For all trim pieces 30 days delivery / Formteile haben 30 Tage Lieferzeit / Livraison en 30 jours pour toutes les pièces spéciales

IMBALLAGGI E PESI / PACKINGS AND WEIGHTS / VERPACKUNGEN UND GEWICHTE / EMBALLAGES ET POIDS

| DESCRIZIONE DESCRIPTION | FORMATI Sizes | PEZZI SCATOLA PIECES BOX | PESO SCATOLA KG. WEIGHT BOX | MQ. SCATOLA SQM BOX | ML SCATOLA LM BOX | SCATOLE PALLET BOXES PALLET | PESO PALLET KG. WEIGHT PALLET | MQ. PALLET SQM PALLET |
|------------------------------|-----------------------|-----------------------------|--------------------------------|------------------------|----------------------|--------------------------------|----------------------------------|--------------------------|
| FONDO | 60,8x60,8 | 4 | 32,80 | 1,478 | - | 32 | 1049,60 | 47,32 |
| FONDO | 60x60 ^{RECT} | 4 | 32,30 | 1,44 | - | 32 | 1033,60 | 46,08 |
| FONDO | 40,4x60,8 | 5 | 28,80 | 1,228 | - | 48 | 1382,40 | 58,95 |
| FONDO | 40,4x40,4 | 7 | 26,80 | 1,142 | - | 52 | 1393,60 | 59,41 |
| FONDO | 20x40,4 | 12 | 22,80 | 0,969 | - | 54 | 1231,20 | 52,36 |
| FONDO | 20x20 | 27 | 25,40 | 1,08 | - | 45 | 1143,00 | 48,60 |
| FONDO STRUTTURATO | 40,4x60,8 | 5 | 28,80 | 1,228 | - | 48 | 1382,40 | 58,95 |
| DECORI SIGNUM / ORNATUM | 20x20 | 27 | 25,40 | 1,08 | - | 45 | 1143,00 | 48,60 |
| DECORO ORNATUM MIX | 20x20 | 12 | 8,80 | 0,48 | - | 30 | 266,40 | 14,40 |
| BATTISCOPA | 10x60,3 | 16 | 20 | 0,964 | 9,648 | 48 | 960 | 46,31 |
| BATTISCOPA | 10x60 ^{RECT} | 12 | 15,48 | 0,72 | 7,20 | 60 | 928,80 | 43,20 |
| BATTISCOPA SCALA | 10x45 | 5 | 8,5 | 0,400 | - | - | - | - |
| GRADONE A COSTA RETTA | 30x34 | 6 | 18 | 0,612 | - | 30 | 540 | 18,36 |
| ANGOLO GRADONE A COSTA RETTA | 34x34 | 2 | 6,60 | 0,231 | - | 48 | 316,80 | 11,10 |
| ELEMENTO "L" STRUTTURATO | 15x30x4 | 8 | 9,60 | 0,36 | 2,40 | 48 | 460,80 | 17,28 |
| FONDO 20mm | 60,3x60,3 | 2 | 33,50 | 0,727 | - | 32 | 1072 | 23,27 |
| FONDO 20mm | 60x60 ^{RECT} | 2 | 32,50 | 0,720 | - | 32 | 1040 | 23,04 |
| COSTA TORO 20mm | 30x60 ^{RECT} | 1 | 8,125 | 0,180 | - | 100 | 812,5 | 18 |
| COSTA TORO GRIP 20mm | 30x60 ^{RECT} | 1 | 8,125 | 0,180 | - | 100 | 812,5 | 18 |
| COSTA TORO ANGOLARE 20mm | 30x60 ^{RECT} | 1 | 6,10 | 0,135 | - | 100 | 610 | 13,50 |
| COSTA RETTA 20mm | 30x60 ^{RECT} | 1 | 8,125 | 0,180 | - | 100 | 812,5 | 18 |
| COSTA RETTA GRIP 20mm | 30x60 ^{RECT} | 1 | 8,125 | 0,180 | - | 100 | 812,5 | 18 |
| COSTA RETTA ANGOLARE 20mm | 30x60 ^{RECT} | 1 | 6,10 | 0,135 | - | 100 | 610 | 13,50 |
| GRIGLIA 20mm | 15x60 ^{RECT} | 2 | 8 | 0,18 | - | 100 | 800 | 18 |
| GRIGLIA ANGOLARE 20mm | 15x60 ^{RECT} | 2 | 7 | 0,157 | - | 100 | 700 | 15,75 |



CARATTERISTICHE TECNICHE

TECHNICAL FEATURES / TECHNISCHE EIGENSCHAFTEN / CARACTÉRISTIQUES TECHNIQUES

GRES A MASSA COLORATA
COLOURED-BODY STONEWARE / FEINSTEINZEUG MIT FARBIGER MASSE / GRÈS CÉRAME À MASSE COLORÉE
EN 14411-G (Bla-UGL) • ANSI A137.1-UGL (UNGLAZED PORCELAIN TILES - P1 CLASS) • ISO 13006-G (Bla-UGL)

| RESISTENZA ALLO SCIVOLAMENTO / SLIP RESISTANCE | NATURALE | STRUTTURATO |
|---|------------------|------------------|
| | | 10 mm - 20 mm |
| DIN 51130 | R10 | R11 |
| DIN 51097 | B (A+B) | C (A+B+C) |
| BCR TORTUS | $\mu > 0,40$ | $\mu > 0,40$ |
| ANSI A326.3 | DCOF $\geq 0,42$ | DCOF $\geq 0,42$ |
| BS 7976-2 | - | 36+ |
| AS/NZS 4586 | - | P4 |
| UNE ENV 12633 | - | 3 |

| FUGA MINIMA CONSIGLIATA / RECOMMENDED MINIMUM JOINT | |
|---|---------------|
| OUTDOOR | 5-6 mm approx |
| NON RECT (INDOOR) | 3-4 mm approx |
| RECT (INDOOR) | 2 mm |
| FUGA PER POSA MODULARE / JOINT FOR MODULAR INSTALLATION | |
| NON RECT (INDOOR) | 4 mm approx |
| RECT (INDOOR) | 2 mm |

| STONALIZZAZIONE / SHADE VARIATION | |
|-----------------------------------|---|
| ANSI A137.1 | V3 MODERATA VARIAZIONE MODERATE VARIATION |



Pietre di Fanes

PAVIMENTI / GRES TUTTA MASSA
FLOORS / FULL-BODY STONEWARE



GRIGIO MISTO



ROSSO MISTO

20x41 20x30,5 20x20







Pavimento / Floor
Rosso Misto 20x20
Rosso Misto 20x30,5
Rosso Misto 20x41





Pavimento / Floor
Grigio Misto 20x20
Grigio Misto coda di pavone maxi 138x87,5x26,5

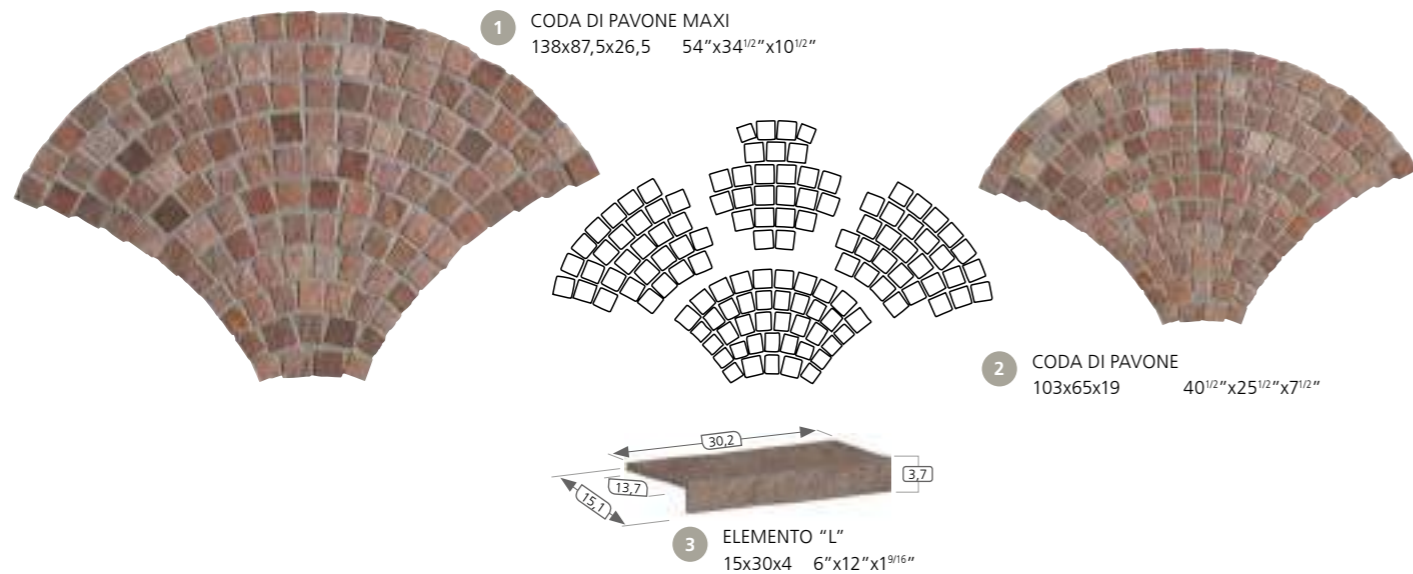
GRIGIO MISTO



ROSSO MISTO



PEZZI SPECIALI / TRIM PIECES / FORMSTÜCKE / PIÈCES SPÉCIALES



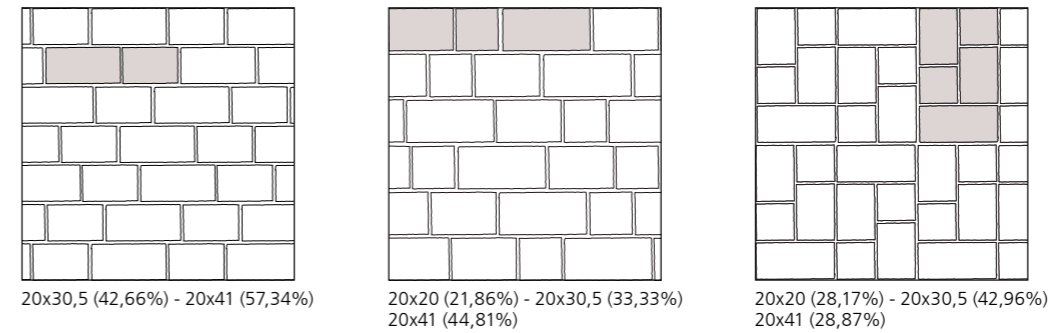
1 CODA DI PAVONE MAXI (MQ. 0,67)
138x87,5x26,5 54"x34 1/2"x10 1/2"
KIT 4 PZ
PGZP709 B27 ● 113 ■ GRIGIO MISTO
PGZP719 B27 ● 113 ■ ROSSO MISTO

2 CODA DI PAVONE (MQ. 0,40)
103x65x19 40 1/2"x25 1/2"x7 1/2"
KIT 4 PZ
PGZP705 B02 ● 098 ■ GRIGIO MISTO
PGZP715 B02 ● 098 ■ ROSSO MISTO

3 ELEMENTO "L"
15x30x4 6"x12"x1 9/16"
PGZP7A0 A20 ● 028 ■ GRIGIO MISTO
PGZP7A1 A20 ● 028 ■ ROSSO MISTO


Trattandosi di pezzi artigianali possono verificarsi piccole variazioni dimensionali / Handmade pieces: light size variations may occur / Da es sich um handgemachte Teile handelt, können es kleine dimensionale Veränderungen auftreten / Étant donné qu'il s'agit de pièces faites à la main il peut y avoir des petits changements dimensionnels

SCHEMI DI POSA / LAYING SOLUTION / SOLUTIONS DE POSE / VERLEGEPLÄNE



Fuga consigliata: vedi sotto / Suggested joint: see below / Empfohlene Fuge: siehe unten / Joint conseillé : voir ci-dessous

POSA CODA DI PAVONE / "PEACOCK-TAIL" LAYING / VERLEGUNG "PFAUENSCHWANZ" / POSE "QUEUE DE PAON"



IMBALLAGGI E PESI / PACKINGS AND WEIGHTS / VERPACKUNGEN UND GEWICHTE / EMBALLAGES ET POIDS

| DESCRIZIONE DESCRIPTION | FORMATI SIZES | PEZZI SCATOLA PIECES BOX | PESO SCATOLA KG. WEIGHT BOX | MQ. SCATOLA SQM BOX | ML SCATOLA LM BOX | SCATOLE PALLET BOXES PALLET | PESO PALLET KG. WEIGHT PALLET | MQ. PALLET SQM PALLET |
|----------------------------|------------------|-----------------------------|--------------------------------|------------------------|----------------------|--------------------------------|----------------------------------|--------------------------|
| FONDO | 20x20 | 30 | 22,20 | 1,200 | - | 45 | 999 | 54,000 |
| FONDO | 20x30,5 | 20 | 23,10 | 1,220 | - | 48 | 1108,80 | 58,560 |
| FONDO | 20x41 | 19 | 30,7 | 1,558 | - | 36 | 1105,20 | 56,088 |
| CODA DI PAVONE MAXI | MODULO 4 PZ. | 1 | 9,8 | 0,670 | - | 44 | 431,20 | 29,480 |
| CODA DI PAVONE | MODULO 4 PZ. | 1 | 7 | 0,400 | - | 40 | 280 | 16,000 |
| ELEMENTO "L" | 15x30x4 | 8 | 9,6 | 0,360 | 2,40 | 48 | 460,80 | 17,280 |



CARATTERISTICHE TECNICHE

TECHNICAL FEATURES / TECHNISCHE EIGENSCHAFTEN / CARACTÉRISTIQUES TECHNIQUES

GRES TUTTA MASSA

FULL-BODY STONEWARE / VOLLGEMISCHTES DURCHFÄRBTES FEINSTEINZEUG / GRÈS CÉRAME EN PLEINE MASSE
EN 14411-G (Bla-UGL) • ANSI A137.1-UGL (UNGLAZED PORCELAIN TILES - P1 CLASS) • ISO 13006-G (Bla-UGL)

| | | | | | |
|--|------------------|------------------|---|---|---|
| RESISTENZA ALLO SCIVOLAMENTO / SLIP RESISTANCE | DIN 51130 | R11 | FUGA MINIMA CONSIGLIATA / RECOMMENDED MINIMUM JOINT | OUTDOOR | 5-6 mm approx |
| | DIN 51097 | C (A+B+C) | | FUGA PER POSA MODULARE / JOINT FOR MODULAR INSTALLATION | |
| | BCR TORTUS | $\mu > 0,40$ | | OUTDOOR | 10 mm |
| | ANSI A326.3 | DCOF $\geq 0,42$ | | | |
| RESISTENZA ALL'ABRASIONE / ABRASION RESISTANT | EN 101 | MOHS 9 | STONALIZZAZIONE / SHADE VARIATION | ANSI A137.1 | V4 FORTE VARIAZIONE SUBSTANTIAL VARIATION |
| | CTI 81-7 ANNEX A | | | | |



Prime Stone


PAVIMENTI / GRES A MASSA COLORATA
FLOORS / COLOURED-BODY STONEWARE



WHITE PRIME



SILVER PRIME



SAND PRIME




GREIGE PRIME




BLACK PRIME

RIVESTIMENTI / MONOPOROSA IN PASTA BIANCA SMALTATA
WALLS / GLAZED WHITE BODY POROUS SINGLE-FIRED TILES



WHITE PRIME



SILVER PRIME



SAND PRIME



GREIGE PRIME



BLACK PRIME

PR()TECT
 ANTIBATTERICO - ANTIMICROBIAL

90x90 RECT



45,5x91,4
45x90 RECT



60,3x60,3
60x60 RECT




30x60 RECT



20x60 RECT



15x60 RECT





Pavimento / Floor
Silver Prime Soft 60x60 Rect
Silver Prime 30x60 Rect Strutturato
Silver Prime 20x60 Rect Strutturato
Silver Prime 15x60 Rect Strutturato



Rivestimento / Wall
Sand Prime 20x60 Rect
Sand Prime Stream 20x60 Rect
Pavimento / Floor
Greige Prime Soft 60x60 Rect



Rivestimento / Wall
White Prime Lux 45x90 Rect
Black Prime Mosaico 30x30 Rect
Pavimento / Floor
White Prime Soft 90x90 Rect

Pavimento / Floor
Greige Prime Soft 60x60 Rect





Pavimento / Floor
Greige Prime 45x90 Rect Strutturato **20mm**



Rivestimento / Wall
Silver Prime Muretto 30x60 Rect
Pavimento / Floor
Black Prime Soft 45x90 Rect



Rivestimento / Wall
Black Prime 20x60 Rect
Silver Prime Square 20x60 Rect
Pavimento / Floor
Black Prime Soft 90x90 Rect

GRES A MASSA COLORATA / COLOURED-BODY STONEWARE

WHITE PRIME




SOFT
90x90^{RECT} 36"x36"
PGGPM002 A95 ● 196 ■
LUX
PGGPML02 B48 ● 096 ■



SOFT
45x90^{RECT} 18"x36"
PGHPMNO A70 ● 077 ■
LUX
PGHPMLO A97 ● 085 ■



SOFT
60x60^{RECT} 24"x24"
PGWPM00 A61 ● 220 ■
LUX
PGWPML0 A69 ● 081 ■



SOFT
30x60^{RECT} 12"x24"
PG-PM00 A61 ● 220 ■

FINITURA LUX / LUX SURFACE FINISH

La presenza sporadica di piccole disuniformità o di puntini sulla superficie è da ritenersi come caratteristica del materiale e della particolare lavorazione. Consigliato per pavimenti in ambienti residenziali. / The occasional presence of small inconsistencies or of little spots on the surface is to be considered a characteristic of the material and of its particular manufacture. Recommended for flooring in residential spaces. / Das sporadische Vorhandensein von kleinen Unebenheiten oder Punkten auf der Oberfläche ist als charakteristisch für das Material und die besondere Verarbeitung anzusehen. Empfohlen für Böden in Wohnbereichen. / Les imperfections et les petits points constellant la surface incarnent et révèlent le caractère même d'un produit ayant été soumis à une procédure de fabrication particulière. Recommandé pour les sols des espaces résidentiels

GRES A MASSA COLORATA / COLOURED-BODY STONEWARE

SILVER PRIME



SOFT
90x90^{RECT} 36"x36"
PGGPM202 A95 ● 196 ■
LUX
PGGPML22 B48 ● 096 ■



SOFT
45x90^{RECT} 18"x36"
PGHPMN2 A70 ● 077 ■
LUX
PGHPML2 A97 ● 085 ■



SOFT
60x60^{RECT} 24"x24"
PGWPM20 A61 ● 220 ■
LUX
PGWPML2 A69 ● 081 ■



SOFT
30x60^{RECT} 12"x24"
PG-PM20 A61 ● 220 ■

STRUTTURATO*
PG-PM52 A48 ● 069 ■



STRUTTURATO*
20x60^{RECT} 8"x24"
PG2PMS2 A78 ● 225 ■



STRUTTURATO*
15x60^{RECT} 6"x24"
PG1PMS2 A82 ● 082 ■

FINITURA LUX / LUX SURFACE FINISH

La presenza sporadica di piccole disuniformità o di puntini sulla superficie è da ritenersi come caratteristica del materiale e della particolare lavorazione. Consigliato per pavimenti in ambienti residenziali. / The occasional presence of small inconsistencies or of little spots on the surface is to be considered a characteristic of the material and of its particular manufacture. Recommended for flooring in residential spaces. / Das sporadische Vorhandensein von kleinen Unebenheiten oder Punkten auf der Oberfläche ist als charakteristisch für das Material und die besondere Verarbeitung anzusehen. Empfohlen für Böden in Wohnbereichen. / Les imperfections et les petits points constellant la surface incarnent et révèlent le caractère même d'un produit ayant été soumis à une procédure de fabrication particulière. Recommandé pour les sols des espaces résidentiels

* La protezione antibatterica non è applicata / the antimicrobial protection is not applied / der antibakterielle Schutz wird nicht angewendet / la protection antibactérienne n'est pas appliquée

GRES A MASSA COLORATA / COLOURED-BODY STONEWARE

SAND PRIME



SOFT
90x90^{RECT} 36"x36"
PGGPM402 A95 ● 196 ■

LUX
PGGPML42 B48 ● 096 ■



SOFT
45x90^{RECT} 18"x36"
PGHPMN4 A70 ● 077 ■

LUX
PGHPML4 A97 ● 085 ■



SOFT
60x60^{RECT} 24"x24"
PGWPM40 A61 ● 220 ■

LUX
PGWPML4 A69 ● 081 ■

STRUTTURATO*
60,3x60,3 24"x24"
PGWPMS4 A47 ● 068 ■




SOFT
30x60^{RECT} 12"x24"
PG-PM40 A61 ● 220 ■

STRUTTURATO*
PG-PMS4 A48 ● 069 ■



STRUTTURATO*
20x60^{RECT} 8"x24"
PG2PMS4 A78 ● 225 ■



STRUTTURATO*
15x60^{RECT} 6"x24"
PG1PMS4 A82 ● 082 ■

FINITURA LUX / LUX SURFACE FINISH

La presenza sporadica di piccole disuniformità o di puntini sulla superficie è da ritenersi come caratteristica del materiale e della particolare lavorazione. Consigliato per pavimenti in ambienti residenziali. / The occasional presence of small inconsistencies or of little spots on the surface is to be considered a characteristic of the material and of its particular manufacture. Recommended for flooring in residential spaces. / Das sporadische Vorhandensein von kleinen Unebenheiten oder Punkten auf der Oberfläche ist als charakteristisch für das Material und die besondere Verarbeitung anzusehen. Empfohlen für Böden in Wohnbereichen. / Les imperfections et les petits points constellant la surface incarnent et révèlent le caractère même d'un produit ayant été soumis à une procédure de fabrication particulière. Recommandé pour les sols des espaces résidentiels

* La protezione antibatterica non è applicata / the antimicrobial protection is not applied / der antibakterielle Schutz wird nicht angewendet / la protection antibactérienne n'est pas appliquée

GRES A MASSA COLORATA / COLOURED-BODY STONEWARE

GREIGE PRIME



SOFT
90x90^{RECT} 36"x36"
PGGPM302 A95 ● 196 ■

LUX
PGGPML32 B48 ● 096 ■



SOFT
45x90^{RECT} 18"x36"
PGHPMN3 A70 ● 077 ■

LUX
PGHPML3 A97 ● 085 ■



SOFT
60x60^{RECT} 24"x24"
PGWPM30 A61 ● 220 ■

LUX
PGWPML3 A69 ● 081 ■



SOFT
30x60^{RECT} 12"x24"
PG-PM30 A61 ● 220 ■

FINITURA LUX / LUX SURFACE FINISH

La presenza sporadica di piccole disuniformità o di puntini sulla superficie è da ritenersi come caratteristica del materiale e della particolare lavorazione. Consigliato per pavimenti in ambienti residenziali. / The occasional presence of small inconsistencies or of little spots on the surface is to be considered a characteristic of the material and of its particular manufacture. Recommended for flooring in residential spaces. / Das sporadische Vorhandensein von kleinen Unebenheiten oder Punkten auf der Oberfläche ist als charakteristisch für das Material und die besondere Verarbeitung anzusehen. Empfohlen für Böden in Wohnbereichen. / Les imperfections et les petits points constellant la surface incarnent et révèlent le caractère même d'un produit ayant été soumis à une procédure de fabrication particulière. Recommandé pour les sols des espaces résidentiels

GRES A MASSA COLORATA / COLOURED-BODY STONEWARE

BLACK PRIME



SOFT
90x90^{RECT} 36"x36"
PGGPM102 A95 ● 196 ■

LUX
PGGPML12 B48 ● 096 ■



SOFT
45x90^{RECT} 18"x36"
PGHPMN1 A70 ● 077 ■

LUX
PGHPML1 A97 ● 085 ■



SOFT
60x60^{RECT} 24"x24"
PGWPM10 A61 ● 220 ■

LUX
PGWPML1 A69 ● 081 ■



SOFT
30x60^{RECT} 12"x24"
PG-PM10 A61 ● 220 ■

FINITURA LUX / LUX SURFACE FINISH

La presenza sporadica di piccole disuniformità o di puntini sulla superficie è da ritenersi come caratteristica del materiale e della particolare lavorazione. Consigliato per pavimenti in ambienti residenziali. / The occasional presence of small inconsistencies or of little spots on the surface is to be considered a characteristic of the material and of its particular manufacture. Recommended for flooring in residential spaces. / Das sporadische Vorhandensein von kleinen Unebenheiten oder Punkten auf der Oberfläche ist als charakteristisch für das Material und die besondere Verarbeitung anzusehen. Empfohlen für Böden in Wohnbereichen. / Les imperfections et les petits points constellant la surface incarnent et révèlent le caractère même d'un produit ayant été soumis à une procédure de fabrication particulière. Recommandé pour les sols des espaces résidentiels

** Disponibili nella superficie Soft / Soft finishes available / Erhältlich in der Oberfläche Soft / Disponibles dans la surface Soft

GRES A MASSA COLORATA / COLOURED-BODY STONEWARE

WHITE PRIME



MURETTO**
30x60^{RECT} 12"x24"
PG-PMM0 A15 ● 021 ■

SILVER PRIME



MURETTO**
30x60^{RECT} 12"x24"
PG-PMM2 A15 ● 021 ■

SAND PRIME



MURETTO**
30x60^{RECT} 12"x24"
PG-PMM4 A15 ● 021 ■

GREIGE PRIME




MURETTO**
30x60^{RECT} 12"x24"
PG-PMM3 A15 ● 021 ■

BLACK PRIME



MURETTO**
30x60^{RECT} 12"x24"
PG-PMM1 A15 ● 021 ■

WHITE PRIME



MOSAICO 16 PEZZI**
30x30^{RECT} 12"x12"
PGZPM00 B25 ● 114 ■

SILVER PRIME




MOSAICO 16 PEZZI**
30x30^{RECT} 12"x12"
PGZPM20 B25 ● 114 ■

SAND PRIME



MOSAICO 16 PEZZI**
30x30^{RECT} 12"x12"
PGZPM40 B25 ● 114 ■

GREIGE PRIME



MOSAICO 16 PEZZI**
30x30^{RECT} 12"x12"
PGZPM30 B25 ● 114 ■

BLACK PRIME



MOSAICO 16 PEZZI**
30x30^{RECT} 12"x12"
PGZPM10 B25 ● 114 ■

GRES A MASSA COLORATA / COLOURED-BODY STONEWARE

SILVER PRIME



STRUTTURATO* 20 mm
 45x90^{RECT} 18"x36"
 PGHPM21 B49 ● 188 ■
 STRUTTURATO*
 45,5x91,4 18"x36"
 PGHPM20 B48 ● 095 ■

SAND PRIME



STRUTTURATO* 20 mm
 45x90^{RECT} 18"x36"
 PGHPM41 B49 ● 188 ■
 STRUTTURATO*
 45,5x91,4 18"x36"
 PGHPM40 B48 ● 095 ■

GREIGE PRIME



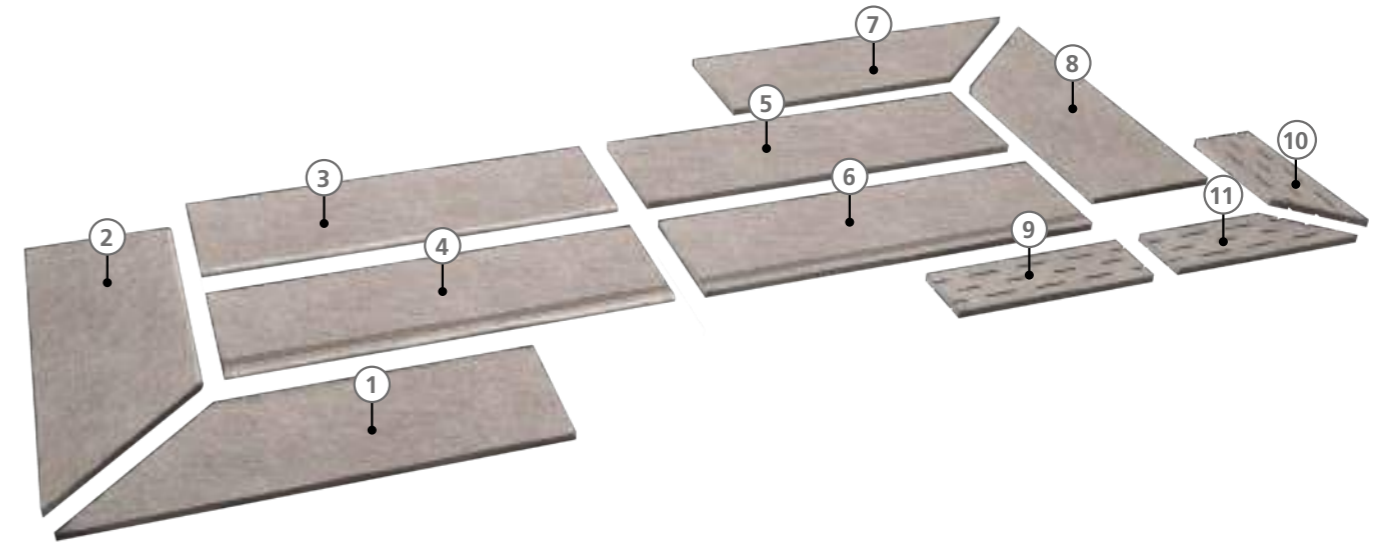
STRUTTURATO* 20 mm
 45x90^{RECT} 18"x36"
 PGHPM31 B49 ● 188 ■
 STRUTTURATO*
 45,5x91,4 18"x36"
 PGHPM30 B48 ● 095 ■

BLACK PRIME



STRUTTURATO* 20 mm
 45x90^{RECT} 18"x36"
 PGHPM11 B49 ● 188 ■
 STRUTTURATO*
 45,5x91,4 18"x36"
 PGHPM10 B48 ● 095 ■

PEZZI SPECIALI / TRIM PIECES / FORMSTÜCKE / PIÈCES SPÉCIALES *



1
COSTA TORO ANGOLARE DX
 30x90^{RECT} 12"x36" 20 mm
 PGDPMK2 B24 ● 115 ■ SILVER PRIME
 PGDPMK4 B24 ● 115 ■ SAND PRIME
 PGDPMK3 B24 ● 115 ■ GREIGE PRIME
 PGDPMK1 B24 ● 115 ■ BLACK PRIME

2
COSTA TORO ANGOLARE SX
 30x90^{RECT} 12"x36" 20 mm
 PGDPMK7 B24 ● 115 ■ SILVER PRIME
 PGDPMK9 B24 ● 115 ■ SAND PRIME
 PGDPMK6 B24 ● 115 ■ GREIGE PRIME
 PGDPMK5 B24 ● 115 ■ BLACK PRIME

3
COSTA TORO
 30x90^{RECT} 12"x36" 20 mm
 PGFPMF2 B18 ● 188 ■ SILVER PRIME
 PGFPMF4 B18 ● 188 ■ SAND PRIME
 PGFPMF3 B18 ● 188 ■ GREIGE PRIME
 PGFPMF1 B18 ● 188 ■ BLACK PRIME

4
COSTA TORO GRIP
 30x90^{RECT} 12"x36" 20 mm
 PGFPMJ2 B26 ● 114 ■ SILVER PRIME
 PGFPMJ4 B26 ● 114 ■ SAND PRIME
 PGFPMJ3 B26 ● 114 ■ GREIGE PRIME
 PGFPMJ1 B26 ● 114 ■ BLACK PRIME

5
COSTA RETTA
 30x90^{RECT} 12"x36" 20 mm
 PGFPMC2 B12 ● 095 ■ SILVER PRIME
 PGFPMC4 B12 ● 095 ■ SAND PRIME
 PGFPMC3 B12 ● 095 ■ GREIGE PRIME
 PGFPMC1 B12 ● 095 ■ BLACK PRIME

6
COSTA RETTA GRIP
 30x90^{RECT} 12"x36" 20 mm
 PGFPMG2 B23 ● 108 ■ SILVER PRIME
 PGFPMG4 B23 ● 108 ■ SAND PRIME
 PGFPMG3 B23 ● 108 ■ GREIGE PRIME
 PGFPMG1 B23 ● 108 ■ BLACK PRIME

7
COSTA RETTA ANGOLARE DX
 30x90^{RECT} 12"x36" 20 mm
 PGDPM2 B16 ● 106 ■ SILVER PRIME
 PGDPM4 B16 ● 106 ■ SAND PRIME
 PGDPM3 B16 ● 106 ■ GREIGE PRIME
 PGDPM1 B16 ● 106 ■ BLACK PRIME

8
COSTA RETTA ANGOLARE SX
 30x90^{RECT} 12"x36" 20 mm
 PGDPM7 B16 ● 106 ■ SILVER PRIME
 PGDPM9 B16 ● 106 ■ SAND PRIME
 PGDPM6 B16 ● 106 ■ GREIGE PRIME
 PGDPM5 B16 ● 106 ■ BLACK PRIME

9
GRIGLIA
 15x45^{RECT} 6"x18" 20 mm
 PGDPMZ2 B03 ● 200 ■ SILVER PRIME
 PGDPMZ4 B03 ● 200 ■ SAND PRIME
 PGDPMZ3 B03 ● 200 ■ GREIGE PRIME
 PGDPMZ1 B03 ● 200 ■ BLACK PRIME

10
GRIGLIA ANGOLARE DX
 15x45^{RECT} 6"x18" 20 mm
 PGDPA2 B09 ● 213 ■ SILVER PRIME
 PGDPA4 B09 ● 213 ■ SAND PRIME
 PGDPA3 B09 ● 213 ■ GREIGE PRIME
 PGDPA1 B09 ● 213 ■ BLACK PRIME

11
GRIGLIA ANGOLARE SX
 15x45^{RECT} 6"x18" 20 mm
 PGDPA7 B09 ● 213 ■ SILVER PRIME
 PGDPA9 B09 ● 213 ■ SAND PRIME
 PGDPA6 B09 ● 213 ■ GREIGE PRIME
 PGDPA5 B09 ● 213 ■ BLACK PRIME

* La protezione antibatterica non è applicata / The antimicrobial protection is not applied / Der antibakterielle Schutz wird nicht angewendet / La protection antibactérienne n'est pas appliquée

* La protezione antibatterica non è applicata / The antimicrobial protection is not applied / Der antibakterielle Schutz wird nicht angewendet / La protection antibactérienne n'est pas appliquée

MONOPOROSA IN PASTA BIANCA SMALTATA / GLAZED WHITE BODY POROUS SINGLE-FIRED TILES

WHITE PRIME



20x60^{RECT*} 8"x24" 9 mm
PB2PM001 A51 ● 059 ■

SILVER PRIME



20x60^{RECT*} 8"x24" 9 mm
PB2PM201 A51 ● 059 ■

SAND PRIME



20x60^{RECT*} 8"x24" 9 mm
PB2PM401 A51 ● 059 ■

MONOPOROSA IN PASTA BIANCA SMALTATA / GLAZED WHITE BODY POROUS SINGLE-FIRED TILES

GREIGE PRIME



20x60^{RECT*} 8"x24" 9 mm
PB2PM301 A51 ● 059 ■

BLACK PRIME




20x60^{RECT*} 8"x24" 9 mm
PB2PM101 A51 ● 059 ■



PREINCISO* 9 mm
20x60^{RECT} 8"x24" 9 mm
PB2PM05 A49 ● 212 ■



PREINCISO* 9 mm
20x60^{RECT} 8"x24" 9 mm
PB2PM25 A49 ● 212 ■




PREINCISO* 9 mm
20x60^{RECT} 8"x24" 9 mm
PB2PM45 A49 ● 212 ■



PREINCISO* 9 mm
20x60^{RECT} 8"x24" 9 mm
PB2PM35 A49 ● 212 ■



PREINCISO* 9 mm
20x60^{RECT} 8"x24" 9 mm
PB2PM15 A49 ● 212 ■



STREAM* 9 mm
20x60^{RECT} 8"x24" 9 mm
PB2PM50 A72 ● 076 ■



STREAM* 9 mm
20x60^{RECT} 8"x24" 9 mm
PB2PM52 A72 ● 076 ■



STREAM* 9 mm
20x60^{RECT} 8"x24" 9 mm
PB2PM54 A72 ● 076 ■



STREAM* 9 mm
20x60^{RECT} 8"x24" 9 mm
PB2PM53 A72 ● 076 ■



STREAM* 9 mm
20x60^{RECT} 8"x24" 9 mm
PB2PM51 A72 ● 076 ■



SQUARE* 9 mm
20x60^{RECT} 8"x24" 9 mm
PB2PMQ0 A72 ● 076 ■



SQUARE* 9 mm
20x60^{RECT} 8"x24" 9 mm
PB2PMQ2 A72 ● 076 ■



SQUARE* 9 mm
20x60^{RECT} 8"x24" 9 mm
PB2PMQ4 A72 ● 076 ■



SQUARE* 9 mm
20x60^{RECT} 8"x24" 9 mm
PB2PMQ3 A72 ● 076 ■



SQUARE* 9 mm
20x60^{RECT} 8"x24" 9 mm
PB2PMQ1 A72 ● 076 ■



LISTELLO* 9 mm
6,5x60^{RECT} 2 1/2"x24" 9 mm
PB0PM00 A02 ● 004 ■



LISTELLO* 9 mm
6,5x60^{RECT} 2 1/2"x24" 9 mm
PB0PM20 A02 ● 004 ■



LISTELLO* 9 mm
6,5x60^{RECT} 2 1/2"x24" 9 mm
PB0PM40 A02 ● 004 ■



LISTELLO* 9 mm
6,5x60^{RECT} 2 1/2"x24" 9 mm
PB0PM30 A02 ● 004 ■



LISTELLO* 9 mm
6,5x60^{RECT} 2 1/2"x24" 9 mm
PB0PM10 A02 ● 004 ■

* La protezione antibatterica non è applicata / The antimicrobial protection is not applied / Der antibakterielle Schutz wird nicht angewendet / La protection antibactérienne n'est pas appliquée

* La protezione antibatterica non è applicata / The antimicrobial protection is not applied / Der antibakterielle Schutz wird nicht angewendet / La protection antibactérienne n'est pas appliquée

PEZZI SPECIALI / TRIM PIECES / FORMSTÜCKE / PIÈCES SPÉCIALES



| | | | | | |
|---|--|---|--|---|---|
| <p>1</p> <p>BATTISCOPIA SCALA (Soft) 10x45^{RECT} 4"x18" 10 mm</p> <p>PGZPM0D A24 0 034 WHITE PRIME DX PGZPM2D A24 0 034 SILVER PRIME DX PGZPM4D A24 0 034 SAND PRIME DX PGZPM3D A24 0 034 GREIGE PRIME DX PGZPM1D A24 0 034 BLACK PRIME DX PGZPM0S A24 0 034 WHITE PRIME SX PGZPM2S A24 0 034 SILVER PRIME SX PGZPM4S A24 0 034 SAND PRIME SX PGZPM3S A24 0 034 GREIGE PRIME SX PGZPM1S A24 0 034 BLACK PRIME SX</p> | <p>2</p> <p>BATTISCOPIA (Soft) 10x60^{RECT} 4"x24" 10 mm</p> <p>PGRPM00 A11 0 015 WHITE PRIME PGRPM20 A11 0 015 SILVER PRIME PGRPM40 A11 0 015 SAND PRIME PGRPM30 A11 0 015 GREIGE PRIME PGRPM10 A11 0 015 BLACK PRIME</p> | <p>3</p> <p>BATTISCOPIA (Lux) 10x60^{RECT} 4"x24" 10 mm</p> <p>PGRPML0 A11 0 015 WHITE PRIME PGRPML2 A11 0 015 SILVER PRIME PGRPML4 A11 0 015 SAND PRIME PGRPML3 A11 0 015 GREIGE PRIME PGRPML1 A11 0 015 BLACK PRIME</p> | <p>4</p> <p>ANGOLO GRADONE A COSTA RETTA (Soft) 34x34^{RECT} 13 3/8"x13 3/8" 10 mm</p> <p>PGÉPM01 B07 0 095 WHITE PRIME PGÉPM21 B07 0 095 SILVER PRIME PGÉPM41 B07 0 095 SAND PRIME PGÉPM31 B07 0 095 GREIGE PRIME PGÉPM11 B07 0 095 BLACK PRIME</p> | <p>5</p> <p>GRADONE A COSTA RETTA (Soft) 30x34^{RECT} 12"x13 3/8" 10 mm</p> <p>PGÉPM00 A35 0 059 WHITE PRIME PGÉPM20 A35 0 059 SILVER PRIME PGÉPM40 A35 0 059 SAND PRIME PGÉPM30 A35 0 059 GREIGE PRIME PGÉPM10 A35 0 059 BLACK PRIME</p> | <p>6</p> <p>ELEMENTO "L" STRUTTURATO 15x30x4 6"x12"x1 9/16" 9 mm</p> <p>PGZPMA2 A20 0 028 SILVER PRIME PGZPMA4 A20 0 028 SAND PRIME</p> |
|---|--|---|--|---|---|

IMBALLAGGI E PESI / PACKINGS AND WEIGHTS / VERPACKUNGEN UND GEWICHTE / EMBALLAGES ET POIDS

| DESCRIZIONE DESCRIPTION | FORMATI SIZES | PEZZI SCATOLA PIECES BOX | PESO SCATOLA KG. WEIGHT BOX | MQ. SCATOLA SQM BOX | ML SCATOLA LM BOX | SCATOLE PALLET BOXES PALLET | PESO PALLET KG. WEIGHT PALLET | MQ. PALLET SQM PALLET |
|-------------------------------|------------------------|-----------------------------|--------------------------------|------------------------|----------------------|--------------------------------|----------------------------------|--------------------------|
| FONDO SOFT / LUX | 90x90 ^{RECT} | 2 | 40 | 1,62 | - | 30 | 1200 | 48,60 |
| FONDO SOFT / LUX | 45x90 ^{RECT} | 3 | 30 | 1,215 | - | 30 | 900 | 36,45 |
| FONDO SOFT / LUX | 60x60 ^{RECT} | 4 | 32 | 1,44 | - | 32 | 1024 | 46,08 |
| FONDO SOFT | 30x60 ^{RECT} | 8 | 32 | 1,44 | - | 32 | 1024 | 46,08 |
| FONDO STRUTTURATO | 60,3x60,3 | 4 | 32,5 | 1,454 | - | 32 | 1040 | 46,54 |
| FONDO STRUTTURATO | 30x60 ^{RECT} | 8 | 33 | 1,44 | - | 32 | 1056 | 46,08 |
| FONDO STRUTTURATO | 20x60 ^{RECT} | 13 | 33,58 | 1,56 | - | 30 | 1007,4 | 46,80 |
| FONDO STRUTTURATO | 15x60 ^{RECT} | 16 | 31 | 1,44 | - | 32 | 992 | 46,08 |
| FONDO STRUTTURATO 20 mm | 45x90 ^{RECT} | 2 | 36,23 | 0,81 | - | 24 | 869,52 | 19,44 |
| FONDO STRUTTURATO 20 mm | 45,5x91,4 | 2 | 37,20 | 0,831 | - | 24 | 892,80 | 19,961 |
| MOSAICO 16 PZ. SOFT | 30x30 ^{RECT} | 4 | 7,5 | 0,36 | - | 78 | 585 | 28,08 |
| MURETTO SOFT | 30x60 ^{RECT} | 4 | 20 | 0,72 | - | 30 | 600 | 21,60 |
| FONDO | 20x60 ^{RECT} | 14 | 21,50 | 1,68 | - | 40 | 860 | 67,20 |
| PREINCISO | 20x60 ^{RECT} | 14 | 21,50 | 1,68 | - | 40 | 860 | 67,20 |
| STREAM | 20x60 ^{RECT} | 14 | 21,50 | 1,68 | - | 40 | 860 | 67,20 |
| SQUARE | 20x60 ^{RECT} | 14 | 21,50 | 1,68 | - | 40 | 860 | 67,20 |
| LISTELLO | 6,5x60 ^{RECT} | 6 | 3,06 | 0,234 | - | - | - | - |
| BATTISCOPIA SOFT / LUX | 10x60 ^{RECT} | 12 | 18 | 0,72 | 7,20 | 60 | 1080 | 43,2 |
| BATTISCOPIA SCALA KIT (2 PZ.) | 10x45 | 5 | 8,5 | 0,425 | - | - | - | - |
| GRADONE A COSTA RETTA | 30x34 | 6 | 18 | 0,612 | - | 30 | 540 | 18,36 |
| ANGOLO GRADONE A COSTA RETTA | 34x34 | 2 | 6,6 | 0,231 | - | 48 | 316,8 | 11,09 |
| ELEMENTO "L" STRUTTURATO | 15x30x4 | 8 | 9,6 | 0,36 | 2,40 | 48 | 460,80 | 17,28 |
| COSTA TORO 20 mm | 30x90 ^{RECT} | 1 | 12,20 | 0,27 | - | 32 | 390,4 | 8,64 |
| ANGOLO COSTA TORO 20 mm | 30x90 ^{RECT} | 1 | 10,20 | 0,225 | - | 32 | 326,4 | 7,2 |
| COSTA TORO GRIP 20 mm | 30x90 ^{RECT} | 1 | 12,20 | 0,27 | - | 32 | 390,4 | 8,64 |
| COSTA RETTA 20 mm | 30x90 ^{RECT} | 1 | 12,20 | 0,27 | - | 32 | 390,4 | 8,64 |
| ANGOLO COSTA RETTA 20 mm | 30x90 ^{RECT} | 1 | 10,20 | 0,225 | - | 32 | 326,4 | 7,2 |
| COSTA RETTA GRIP 20 mm | 30x90 ^{RECT} | 1 | 12,20 | 0,27 | - | 32 | 390,4 | 8,64 |
| GRIGLIA 20 mm | 15x45 ^{RECT} | 4 | 10 | 0,27 | - | 48 | 480 | 12,96 |
| ANGOLO GRIGLIA 20 mm | 15x45 ^{RECT} | 4 | 10 | 0,225 | - | 48 | 480 | 10,8 |



CARATTERISTICHE TECNICHE
TECHNICAL FEATURES / TECHNISCHE EIGENSCHAFTEN / CARACTÉRISTIQUES TECHNIQUES

GRES A MASSA COLORATA
COLOURED-BODY STONEWARE / FEINSTEINZEUG MIT FARBIGER MASSE / GRÈS CÉRAME À MASSE COLORÉE
EN 14411-G (Bla-UGL) • ANSI A137.1-UGL (UNGLAZED PORCELAIN TILES - P1 CLASS) • ISO 13006-G (Bla-UGL)

| | | | | | | |
|--|--|-------------|------------------------------|--|---|---|
| | RESISTENZA ALLO SCIVOLAMENTO / SLIP RESISTANCE | SOFT | STRUTTURATO 10 mm - 20 mm | | FUGA MINIMA CONSIGLIATA / RECOMMENDED MINIMUM JOINT | |
| | DIN 51130 | R9 | R11 | | RECT (INDOOR) | 2 mm |
| | DIN 51097 | - | C (A+B+C) | | NON RECT (INDOOR) | 3-4 mm approx |
| | BCR TORTUS | μ > 0,40 | μ > 0,40 | | OUTDOOR | 5-6 mm approx |
| | ANSI A326.3 | DCOF ≥ 0.42 | DCOF ≥ 0.42 | | | |
| | AS/NZS 4586 | - | P4 | | STONALIZZAZIONE / SHADE VARIATION | |
| | BS 7976-2 | - | 36+ | | ANSI A137.1 | V2 LIEVE VARIAZIONE / SLIGHT VARIATION |

MONOPOROSA IN PASTA BIANCA SMALTATA
GLAZED WHITE BODY POROUS SINGLE-FIRED TILES / REVÊTEMENT MONOCOISSONS EN PÂTE BLANCHE ÉMAILLÉ / WANDFLIESEN AUS WEISSSCHERBIGEN GLASIERTEN MONOPOROSA
EN 14411-L (BIII-GL) • ANSI A137.1-GL (GLAZED NON VITREOUS WALL TILES - P4 CLASS) • ISO 13006-L (BIII-GL)

| | | | |
|--|---|--|-----------------------------------|
| | FUGA MINIMA CONSIGLIATA / RECOMMENDED MINIMUM JOINT | | STONALIZZAZIONE / SHADE VARIATION |
| | RECT (INDOOR) | | 1 mm |