

PARETI DOCCIA

Il bagno Inda continua ad essere grande protagonista
con nuove soluzioni per gli stili di vita più attuali, attraverso le divisioni di prodotto,
Accessori, Pareti doccia, Mobili e Specchi
infinite soluzioni d'arredamento che permettono di coniugare l'innovazione nel design
e nelle funzionalità con gli spazi delle case di oggi.

Inda, per voi il presente ed il futuro del bagno!

Inda bathroom keeps on being a leading actor,
with new solutions for most current lifestyles through its categories of products
– **Accessories, Shower Enclosures, Furniture and Mirrors** –
limitless solutions of interior design which allow to combine design and functionality innovation
with the spaces of present-day houses.

Inda, to you the present and the future of the bathroom!

2_ INDEX

8_	AZURE
28_	TEKNOAIR
36_	AIR
46_	SIM
58_	WALK IN
70_	KLAR
82_	TRENDY DESIGN
96_	PRAIA DESIGN
106_	TILUX
118_	CLAIR DESIGN
132_	TRENDY
146_	PRAIA
160_	NEW CLAIRE
174_	JOLLY
186_	RAPID

200_ **SOPRAVASCA**
Bathscreens
Mamparas de bañera
Écrans de baignoire
Badschermen
Wannenaufsatz

214_ **PIATTI DOCCIA**
Shower trays
Plato de ducha
Receveurs de douche
Duschwannen
Douchebakken

220_ **FINITURE**
Finishes
Acabados
Finitions
Afwerkingen
Ausführungen

223_ **LEGENDA SIMBOLI**
Symbol key
Leyenda símbolo
Leyenda símbolos
Verklaring symbolen
Zeichenerklärung

4_ AZIENDA / COMPANY

Storia imprenditoriale tutta italiana quella di Inda, Gruppo Industriale del settore arredobagno con una consolidata leadership nei mercati internazionali, più di 70 anni d'esperienza al servizio della propria clientela basata su di una profonda capacità di cogliere le esigenze ed i gusti di un pubblico eterogeneo in continuo cambiamento ed anticipare le tendenze dell'abitare. Quattro le divisioni di prodotto del Gruppo, Mobili, Pareti doccia, Accessori e Specchi che formano in realtà un pensiero unico, ideale per infinite soluzioni d'arredamento della sala da bagno. Creatività, originalità, distintiva eleganza sono elementi caratterizzanti che si esprimono nel design Inda attraverso tutte le sue forme, dal classico, al moderno alle soluzioni più all'avanguardia che rispondono tempestivamente all'evoluzione dell'abitare. Un progetto globale che si declina in ogni situazione architettonica grazie all'eccellente versatilità e dedica le proprie risorse creative e produttive anche all'attività, parallela e complementare, delle grandi forniture internazionali.

Inda the story of a successful Italian company driven by a true entrepreneurial spirit. Inda is an industrial group with a well established leadership in the international markets, more than 70 years of experience dedicated to the support of the customers, the expertise of Inda is based on a deep competence to learn and to understand the needs and the tastes of the diverse markets which change and evolve continuously. The Inda purpose is to anticipate the trends of the interior design and contemporary living. The company offers four categories of products, furniture, shower enclosures, accessories and mirrors which merge together in a unique concept of unlimited solutions for the bathroom interiors. Creativity, originality and distinctive elegance are elements which identify and express the design of Inda through a wide offer of products, from the classic to the modern, until the most avant-garde solutions which promptly respond to the constant evolutions of the nowadays living. A global project which, thanks to its great flexibility, finds space in the different architectural environments, and which complementary and simultaneously invest creative and manufacturing resources also to the supplies of the main international projects.



6_ AZIENDA / COMPANY

DESIGN

Creatività, originalità e distintiva eleganza sono elementi caratterizzanti che si esprimono nel design Inda attraverso tutte le sue forme, dal classico, al moderno alle soluzioni più all'avanguardia. La Ricerca & Sviluppo Inda si caratterizza come un'area composita, fucina di idee e innovazioni continue. Non solo firme prestigiose ma un laboratorio continuo per giovani designer ed artisti emergenti, in collaborazione con le più prestigiose Accademie ed Università Italiane ed Europee. Una ricerca stilistica continua e sempre mirata ad interpretare al meglio i trend più contemporanei del vivere il bagno e a fornire la massima libertà di accostamento fra proposte diverse.

INNOVAZIONE

Grazie ad un percorso di ricerca continua all'insegna del design, della funzionalità, della qualità e della dedizione al dettaglio anche attraverso un'ampia gamma di finiture e di colori, tutte peculiarità fortemente riconosciute dal mercato. Inda pone grande attenzione nel selezionare le materie prime utilizzate per realizzare le proprie proposte attraverso una ricerca costante della qualità nei materiali per garantire affidabilità e durata nel tempo.

QUALITÀ

Tutte le unità operative Inda garantiscono la massima qualità del prodotto finito. Un metodo di lavoro che coniuga attenzione e continua innovazione tecnologica delle linee produttive confermate dalla certificazione del sistema di qualità TÜV in accordo alla normativa UNI EN ISO 9001:2008. La globalità dei processi operativi, dall'acquisizione dell'ordine alla consegna del prodotto, è costantemente sotto controllo. TÜV Italia, garantisce la conformità di Inda agli elevati standard qualitativi imposti dalla certificazione UNI EN ISO 9001. Tutti i prodotti di illuminazione ed elettrici Inda sono conformi alla marcatura CE, passaporto indispensabile per le frontiere dell'Unione Europea.

DESIGN

Creativity, originality and distinctive elegance are elements which identify and express Inda design through a wide offer of products, from the classic to the modern, until the most avant-garde solutions.

Inda Research&Development characterizes itself as a composite area, a breeding ground for ideas and ongoing innovation. Not only prestigious designers but also young designers and emerging artists in collaboration with the most prestigious Italian and European Academies and Universities. An ongoing research into style, always aiming to interpret in the best possible way the most contemporary trends in the bathroom area and offering the freest possible approach to choose from what is on offer.

INNOVATION

Through an ongoing pursuit of excellence, functionality, quality and attention to the details with a wide offer of finishings and colors: features that are widely acknowledged on the market.

Inda pays great attention in selecting the materials through an ongoing research for quality materials, in order to ensure the customer product reliability and durability.

QUALITY

Each Inda operative unit ensures the highest quality of the final product. A work method that combines attention and continuous technological innovation of the production lines and confirmed by the certification of its TÜV Quality System in accordance with the UNI EN ISO 9001:2008.

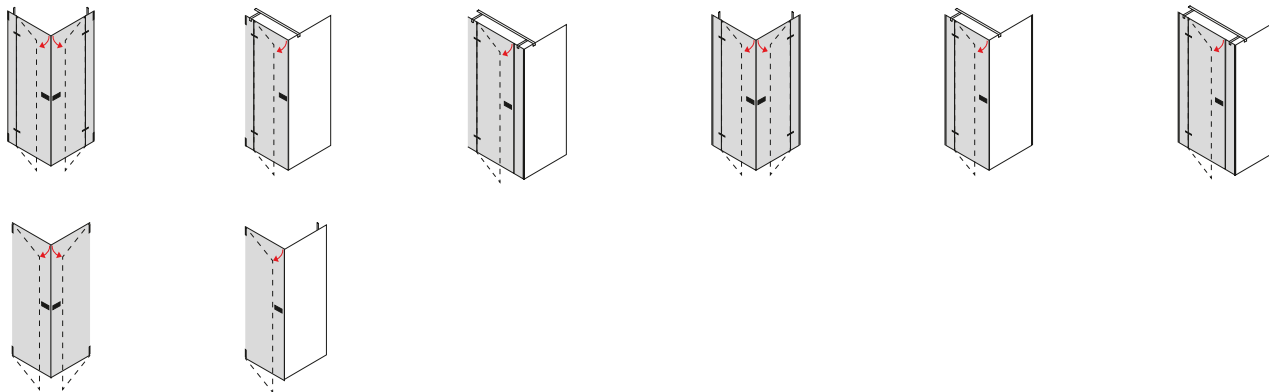
The whole operating process, from the acquisition of orders to the delivery of the end product is constantly monitored. TÜV Italy, ensures Inda conformity to the highest quality standards in compliance with UNI EN ISO 9001 certification. All Inda electric and lightening products bear the CE marking, necessary passport for the EU frontiers.

8_ **AZURE**
design Studio INDA

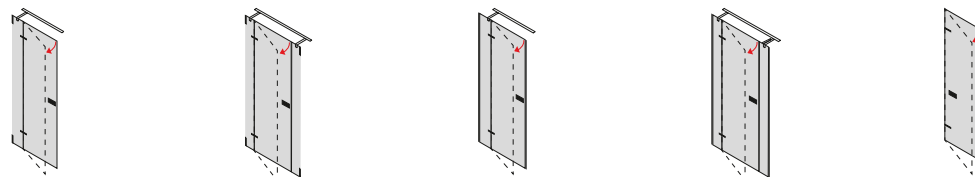




Angolare - Corner - Angular - Accès d'angle - Hoekinstap - Ecke

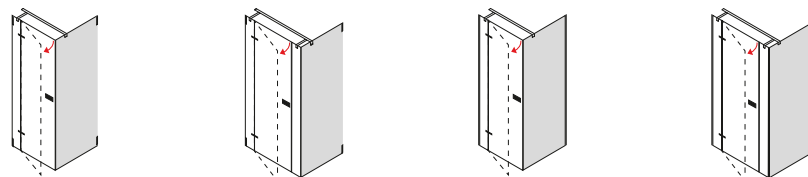


Nicchia - Niche - Nicho - Niche - Nis - Nische



10

Parete fissa - Fixed panel - Pared fija - Paroi fixe - Vaste wand - Feste Wand



Misure speciali disponibili a richiesta - Special sizes available on request - Medidas especiales disponibles bajo pedido
 Dimensions spéciales disponibles sur demande - Maatwerk afmetingen op aanvraag verkrijgbaar - Spezialmasse nur auf Nachfrage erhältlich

Telaio - Frame - Bastidor - Profilé - Frame - Rahmen

**AN**

Tipo cromato anodizzato naturale lucido
 Natural polished anodized chrome type
 Tipo cromo anodizado natural brillante
 Type chromé anodisé naturel brillant
 Natuurlijk glanzend geanodiseerd type Chroom
 Verchromt eloxiert, Natur, Hochglanz

Vetro - Glas - Vidrio - Verre - Glas - Glas

**O1**

Trasparente
 Transparent
 Transparent
 Transparente
 Transparent
 Klarglas

Maniglia - Handle - Tirador - Poignée - Greep - Griff



CR
Cromato
Chrome-plated
Cromado
Chromé
Verchromd
Verchromt



QS
Cromato/Specchio
Chrome-plated/Mirror
Cromado/Espejo
Chromé/Miroir
Verchromd/Spiegel
Verchromt/Spiegel




QT
Cromato/Vetro laccato
Chrome-plated/Glass lacquered
Cromado/Vidrio lacado
Chromé/Verre laqué
Verchromd/Glas gelakt
Verchromt/Glas lackiert



Cerniera - Hinge - Bisagra - Charnière - Scharniere - Scharniere




HS
Cromato/Specchio
Chrome-plated/Mirror
Cromado/Espejo
Chromé/Miroir
Verchromd/Spiegel
Verchromt/Spiegel



S300



S301




S302



HT
Cromato/Vetro laccato
Chrome-plated/Glass lacquered
Cromado/Vidrio lacado
Chromé/Verre laqué
Verchromd/Glas gelakt
Verchromt/Glas lackiert




TP521 E




TP523 E




TP520 E




TP519 E



TP500 E



TP503 E



TP534 E



TP532 E

12_ AZURE





La maniglia e le cerniere di Azure hanno forme e finiture abbinata alla maniglia e alla struttura del mobile Qamar, oltre che alla struttura degli specchi contenitori Due/Quattro.

Azure handles and hinges have shapes and finishes that are combined to Qamar furniture structure, as well as that of Due/Quattro mirror cabinets.

Los tiradores y las bisagras Azure tienen formas y acabados combinados al tirador y a la estructura del mueble Qamar, así también a la estructura de los espejos contenedores Due/Quattro.

Les poignées et les charnières de Azure ont des formes et finitions couplées à la poignée et à la structure du meuble Qamar, ainsi que la structure des armoires de toilette Due/Quattro.

De handgreep en de scharnieren van de Azure zijn afgestemd op de Qamar, zoals ook de spiegelkasten Due/Quattro.

Die Griffe und die Scharniere Azure haben Formen und Ausführungen, die mit dem Griff und mit der Struktur des Möbels Qamar abgestimmt werden können, sowie auch mit der Struktur der Spiegelschränke "Due/Quattro".

PLUS



Montaggio a muro. Con morsetti a parete non estensibili.

Wall mounting. With not extensible wall clamps.

Fijacion a pared. Con pinzas de sujeción no extensibles.

Fixation au mur. Avec pinces murales non extensibles.

Wandmontage. Met niet winbare muur terminals.

Wandmontage. Mit nicht ausziehbaren

Wandklemmen.

(0cm)



Chiusura magnetica. Assicura la massima tenuta d' acqua.

Magnetic closure. It ensures maximum water resistance.

Cierre magnético. Garantiza la máxima estanqueidad. Fermeture magnétique. Assure une excellente étanchéité.

Magnetische sluiting. Een perfecte waterdichte deur dankzij de magnetische sluiting.

Magnetveschluss der Tür. Gebraucht und versichert die grösste Dichtigkeit.



Montaggio a muro. Con profilo estensibile in alluminio.

Wall mounting. With extensible aluminium profiles.

Fijacion a pared. Con perfil extensible en aluminio.

Fixation au mur. Avec profilés en aluminium extensibles.

Wandmontage. Met uitschuifbare Alluminiumprofilen.

Wandmontage. Mit ausziehbaren Alluminiumprofilen.

(2cm)



Filo interno vetro. Caratteristica per cui tutta la componentistica di supporto alle lastre in cristallo, è compressa nello spessore del vetro. Le cabine doccia con questa proprietà sono particolarmente facili da pulire.

Internal glass support. This support is within the thickness of the glass itself. Shower stalls with this feature are particularly easy to clean.

Borde interno del vidrio. Característica por la cual todos los componentes de soporte de las hojas de cristal se comprime en el espesor del vidrio.

Las mamparas de ducha con esta propiedad son particularmente fáciles de limpiar.

Verre affleurante. Caractéristique qui consiste à contenir tout le système de fixation du panneau en verre dans son épaisseur. Les parois de douche bénéficiant de cette particularité sont très faciles à nettoyer.

Inwendige glasprofiel. Deze eigenschap voorziet dat alle ondersteunende componenten van de glasplaten in de dikte van het glas zijn inbegrepen. Douchecabines voorzien van deze eigenschap kunnen buitengewoon eenvoudig worden schoongemaakt.

Durchgängigkeit der inneren Glasfläche. Was bedeutet, dass alle Komponenten, die die Kristallglasplatten tragen, in die Scheibe eingelassen sind und auf einer Ebene mit der Glasinnenfläche liegen. Duschcabines mit dieser Eigenschaft sind besonders reinigungsfreundlich.



Cerniera standard. Le cerniere garantiscono un movimento agevolato di apertura e chiusura delle ante.

Standard hinge. Hinges guarantee a smooth door opening and closing movement.

Standard bisagra. Apertura total de las puertas tanto hacia el interior como hacia el exterior.

Charnière standard. Ouverture totale des portes aussi bien à l'intérieur que à l'extérieur.

Standaard scharnieren. Totale opening van de deuren zowel naar buiten als naar binnen toe.

Standaard scharnieren. Totale Türöffnung nach innen als auch nach Aussen möglich.



14_ AZURE





16_AZURE

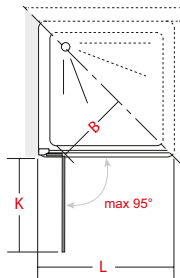




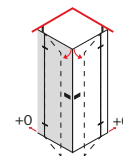
18_ AZURE



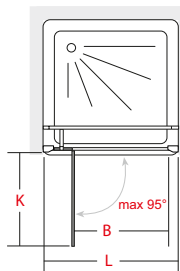
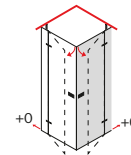




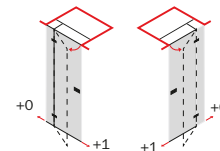
cod. **L** **B** **K**
B921...S 66 - 160 cm 29 - 48 44 - 71



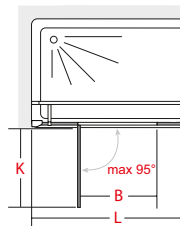
cod. **L** **B** **K**
B921...D 66 - 160 cm 29 - 48 44 - 71



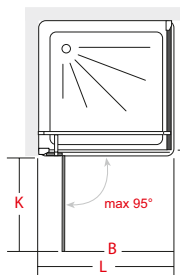

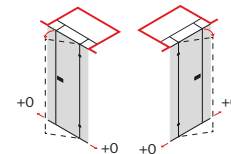
cod. **L** **B** **K**
B920... 67,5 - 160 cm 45 - 68 48 - 71



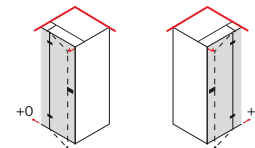
20



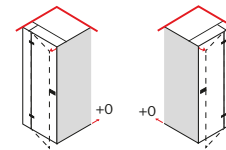
cod. **L** **B** **K**
B929... 100 - 210 cm 46 - 68 49 - 71

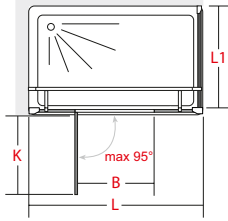


cod. **L** **B** **K**
B922... 66 - 160 cm 45 - 68 48 - 71

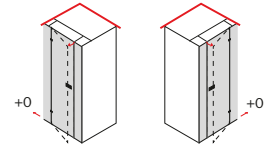


cod. **L1**
B925... 29 - 140 cm

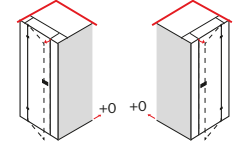




cod. **L** **B** **K**
B928... 100 - 210 cm 46 - 68 49 - 71



cod. **L1**
B927... 19 - 140 cm



_21



22_ **AZURE**

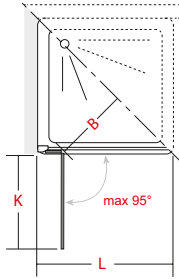





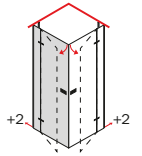
24_ **AZURE**



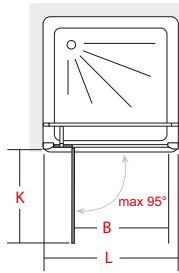

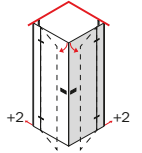




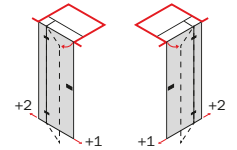
cod. **L** **B** **K**
B971...S 76 - 118 cm 32,5 - 48 49 - 71



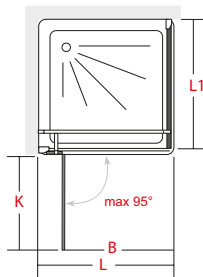
cod. **L** **B** **K**
B971...D 76 - 118 cm 32,5 - 48 49 - 71



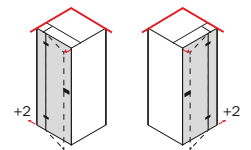
cod. **L** **B** **K**
B970... 77,5 - 140,5 cm 46 - 68 49 - 71



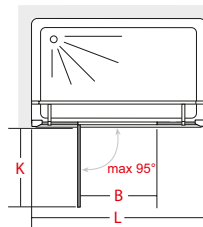
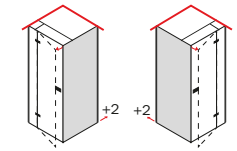
26



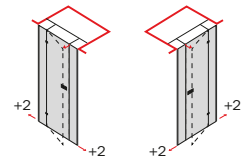
cod. **L** **B** **K**
B972... 76 - 138 cm 46 - 68 49 - 71

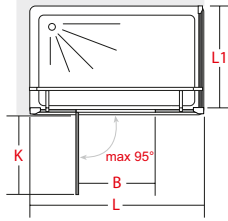


cod. **L1**
B975... 66 - 98 cm

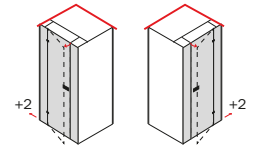


cod. **L** **B** **K**
B978... 116 - 170 cm 53 - 68 56 - 71

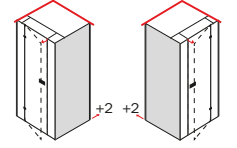




cod. **L** **B** **K**
B978... 116 - 170 cm 53 - 68 56 - 71



cod. **L1**
B977... 66 - 98 cm



28_ **TEKNOAIR**
design Studio INDA



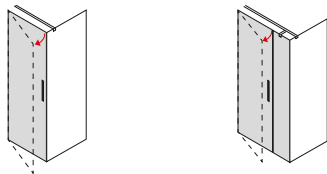


H200

8mm

REV

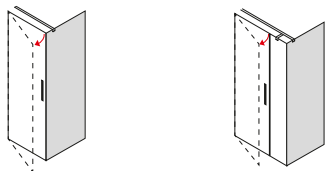
Angolare - Corner - Angular - Accès d'angle - Hoekinstap - Ecke



Nicchia - Niche - Nicho - Nische - Nis - Nische



Parete fissa - Fixed panel - Pared fija - Paroi fixe - Vaste wand - Feste Wand



30_

Misure speciali disponibili a richiesta - Special sizes available on request - Medidas especiales disponibles bajo pedido

Dimensions spéciales disponibles sur demande - Maatwerk afmetingen op aanvraag verkrijgbaar - Spezialmasse nur auf Nachfrage erhältlich

Telaio - Frame - Bastidor - Profilé - Frame - Rahmen



AN

Tipo cromato anodizzato naturale lucido

Natural polished anodized chrome type

Tipo cromo anodizado natural brillante

Type chromé anodisé naturel brillant

Natuurlijk glanzend geanodiseerd type Chroom

Verchromt eloxiert, Natur, Hochglanz

Vetro - Glas - Vidrio - Verre - Glas - Glas



01

Trasparente

Transparent

Transparent

Transparente

Transparent

Klarglas



14

Grigio

Gray

Gris

Gris

Grijs

Grau

Maniglia - Handle - Tirador - Poignée - Greep - Griff



32 cm



CR

Cromato

Chrome-plated

Cromado

Chromé

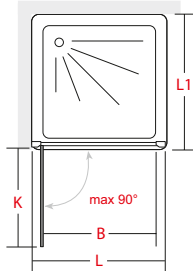
Verchroomd

Verchromt

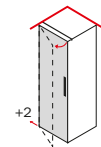
32_ **TEKNOAIR**



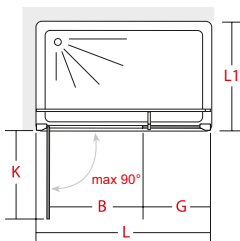
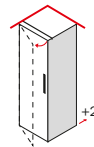




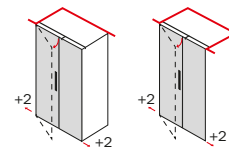
cod. **L** **B** **K**
B804... 67 - 89 cm 57 - 77 55 - 75



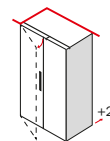
cod. **L1**
B807... 67 - 89 cm



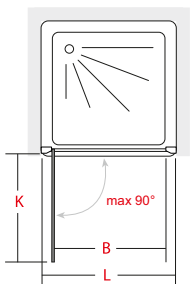

cod. **L** **B** **G** **K**
B802... 97 - 161 cm 67 - 77 22 - 72 65 - 75



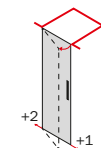
cod. **L1**
B807... 67 - 89 cm



34



cod. **L** **B** **K**
B804... 67 - 90 cm 57 - 77 55 - 75



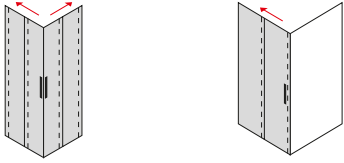


36_ **AIR**
design Studio INDA





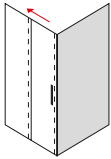
Angolare - Corner - Angular - Accès d'angle - Hoekinstap - Ecke



Nicchia - Niche - Nicho - Nische - Nis - Nische



Parete fissa - Fixed panel - Pared fija - Paroi fixe - Vaste wand - Feste Wand



Telaio - Frame - Bastidor - Profilé - Frame - Rahmen



AN

Tipo cromato anodizzato naturale lucido

Natural polished anodized chrome type

Tipo cromo anodizado natural brillante

Type chromé anodisé naturel brillant

Natuurlijk glanzend geanodiseerd type Chroom

Verchromt eloxiert, Natur, Hochglanz

Vetro - Glas - Vidrio - Verre - Glas - Glas



01

Trasparente

Transparent

Transparent

Transparente

Transparent

Klarglas



14

Grigio

Gray

Gris

Gris

Grijs

Grau

Maniglia - Handle - Tirador - Poignée - Greep - Griff



52,5 cm

CR

Cromato

Chrome-plated

Cromado

Chromé

Verchromd

Verchromt

40_ AIR





Ante sganciabili. Un semplice gesto per facilitare la pulizia delle ante.
 Detachable doors. A simple operation to facilitate cleaning.
 Puertas desmontables. Un simple gesto para facilitar la limpieza de las puertas.
 Portes décrochables. Un simple geste pour faciliter le nettoyage des portes.
 Uitneembare schuifpanelen. Een simpele handeling om het schoonmaken te vergemakkelijken.
 Aushängbare Türen. Ein einfacher Handgriff, der die Reinigung der Türen erleichtert.



Filo interno vetro. Caratteristica per cui tutta la componentistica di supporto alle lastre in cristallo, è compressa nello spessore del vetro. Le cabine doccia con questa proprietà sono particolarmente facili da pulire.

Internal glass support. This support is within the thickness of the glass itself. Shower stalls with this feature are particularly easy to clean.

Borde interno del vidrio. Característica por la cual todos los componentes de soporte de las hojas de cristal se comprime en el espesor del vidrio. Las mamparas de ducha con esta propiedad son particularmente fáciles de limpiar.

Verre affleurante. Caractéristique qui consiste à contenir tout le système de fixation du panneau en verre dans son épaisseur. Les parois de douche bénéficiant de cette particularité sont très faciles à nettoyer.

Inwendige glasprofiel. Deze eigenschap voorziet dat alle ondersteunende componenten van de glasplaten in de dikte van het glas zijn inbegrepen. Douchecabines voorzien van deze eigenschap kunnen buitengewoon eenvoudig worden schoongemaakt.

Durchgängigkeit der inneren Glasfläche. Was bedeutet, dass alle Komponenten, die die Kristallglasplatten tragen, in die Scheibe eingelassen sind und auf einer Ebene mit der Glasinnenfläche liegen. Duschcabines mit dieser Eigenschaft sind besonders reinigungsfreundlich.



Soft closing. I componenti e i sistemi Soft Close rendono possibile un'apertura e una chiusura dolci e silenziose delle porte scorrevoli, grazie ad un meccanismo completamente invisibile.

Soft closing. Soft Close components and systems make it possible to open and close sliding doors gently and silently, thanks to a completely invisible mechanism.

Soft closing. Los componentes y los sistemas Soft Close hacen posible una apertura y un cierre dulce y silencioso de las puertas correderas, gracias a un mecanismo completamente invisible.

Soft closing. Les composants et les systèmes Soft Close rendent possible une ouverture et une fermeture douces et silencieuses des panneaux coulissants grâce à un mécanisme totalement invisible.

Soft closing. De componenten en Soft Close-systemen maken een zachte en geruisloze opening en sluiting van schuifdeuren mogelijk dankzij een volledig onzichtbaar mechanisme.

Soft closing. Die Komponenten und Systeme mit der Bezeichnung "Soft Close" gestatten mit ihrem völlig unsichtbaren Mechanismus das sanfte, geräuschlose Öffnen und Schließen von Schiebetüren.



Profilo a muro. Con profili in alluminio estensibili (2cm).

Wall standing profile. With extensible aluminium profiles (2cm).

Perfil de pared. Con perfil extensible en aluminio (2 cm).

Profilé mural. Avec pinces murales non extensibles (2 cm).

Muurprofiel. Met uitschuifbare Aluminiumprofielen (2 cm).

Wandprofil. Mit ausziehbaren Aluminiumprofilen (2 cm).

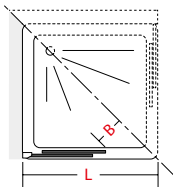
42_ AIR



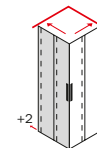


H200

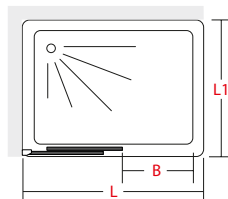
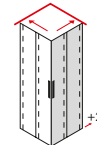
8mm



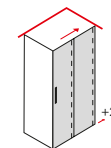
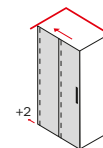
cod. **L** **B**
B821...S 77 - 99 cm 18 - 22



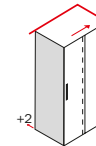
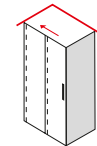
cod. **L** **B**
B821...D 77 - 99 cm 18 - 22



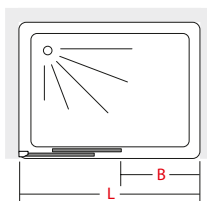
cod. **L** **B**
B833... 117 - 179 cm 43 - 73



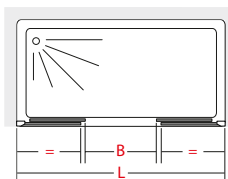
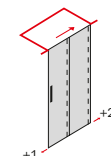
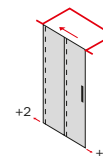
cod. **L1**
B825... 77 - 99 cm



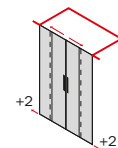
44



cod. **L** **B**
B822... 117 - 180 cm 43 - 73



cod. **L** **B**
B823... 157 - 201 cm 56 - 66



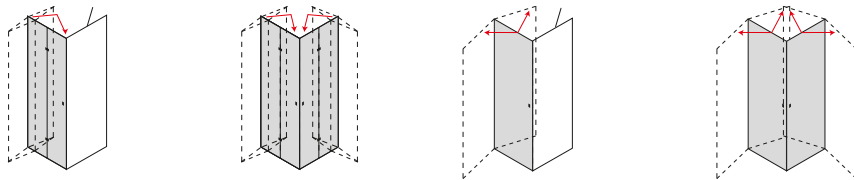


46_ **SIM**
design Studio INDA

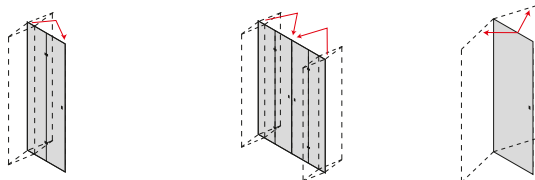




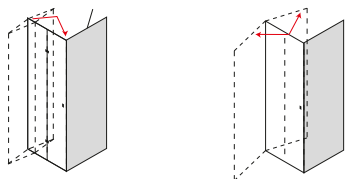
Angolare - Corner - Angular - Accès d'angle - Hoekinstap - Ecke



Nicchia - Niche - Nicho - Niche - Nis - Nische



Parete fissa - Fixed panel - Pared fija - Paroi fixe - Vaste wand - Feste Wand



Telaio - Frame - Bastidor - Profilé - Frame - Rahmen



AN

Tipo cromato anodizzato naturale lucido

Natural polished anodized chrome type

Tipo cromo anodizado natural brillante

Type chromé anodisé naturel brillant

Natuurlijk glanzend geanodiseerd type Chroom

Verchromt eloxiert, Natur, Hochglanz

Vetro - Glas - Vidrio - Verre - Glas - Glas



01

Trasparente

Transparent

Transparent

Transparente

Transparent

Klarglas



51

Righe

_49

Maniglia - Handle - Tirador - Poignée - Greep - Griff



CR

Cromato

Chrome-plated

Cromado

Chromé

Verchromd

Verchromt

50_ **SIM**





Sistema a camme. Il movimento di apertura e chiusura delle ante è agevolato tramite cerniere dotate di sistema di sollevamento a camme.

Camme system. Hinges with "camme" lifting system guarantees a smooth door opening and closing movement.

Camme integrato. Apertura mediante sistemas integrados Camme. Apertura total de las puertas tanto hacia el interior como hacia el exterior.

Came intégrée. Ouverture grâce à une articulation à came intégrée. Ouverture totale des portes aussi bien à l'intérieur que à l'extérieur.

Camme systemen. Opening d.m.v. geïntegreerde Camme systemen. Totale opening van de deuren zowel naar buiten als naar binnen toe.

Camme systemen. Opening d.m.v. geïntegreerde Camme systemen. Totale opening van de deuren zowel naar buiten als naar binnen toe.



Apertura totale delle ante sia verso l'interno che verso l'esterno, per ridurre gli ingombri della cabina e facilitare l'ingresso.

Total opening of the doors both inside and outside in order to reduce the encumbrance and to ease the entrance.

Apertura total de las puertas tanto hacia el interior como el exterior para ahorrar espacio de la cabina y facilitar el ingreso.

Ouverture total des portes aussi bien vers l'intérieur que vers l'extérieur, pour réduire les encombrements de la paroi et faciliter l'accès.

Totale opening van de deuren zowel naar binnen als naar buiten, om de ingenomen ruimte van de douchcabine te beperken en de entree te vergemakkelijken.

Totalöffnung der Türen sowohl nach innen als auch nach aussen, um den Einstieg zu erleichtern und den Platzbedarf zu reduzieren.



Estensibilità standard, comprensiva del fuori piombo, 2 cm solo sul lato a muro.

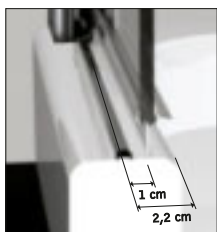
Extensibility. Standard extensibility including the misalignment, 2 cm only on the wall side.

Extensibilidad estándar, incluyendo ajustes de plomada, 2 cm sólo por el lado de la pared.

Extensibilité standard, comprenant la mise d'aplomb, 2 cm seulement côté mur.

Standaard verstelbaarheid, inclusief uit het lood, 2 cm alleen aan de muurkant.

Anpassungsfähigkeit standard cm 2 nur auf Maurwand. aan de muurkant.



Installazione e ingombro del frangiflutto.

Water brake dimensions and installation.

Instalación del rompeolas.

Installation et encombrement du joint extérieur.

Installatie en afmetingen van het golfbreker.

Installation und Außenabmessungen der Schwalleiste.



52_ **SIM**

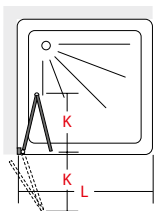




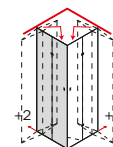
54_ **SIM**



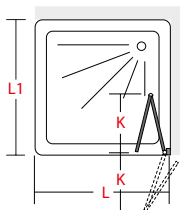
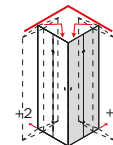




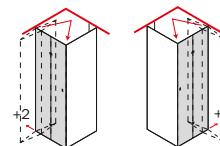
cod. **L** **K**
B601...S 67 - 139 cm 30 - 65



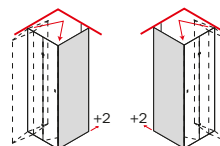
cod. **L** **K**
B601...D 67 - 139 cm 30 - 65



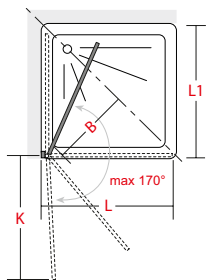
cod. **L** **K**
B601... 67 - 139 cm 30 - 65



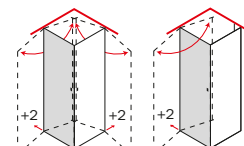
cod. **L1**
B605... 67 - 99 cm



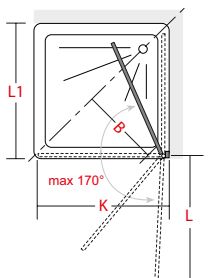
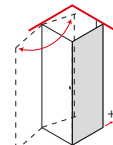
56



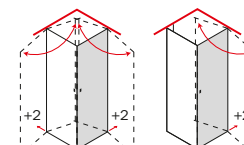
cod. **L** **B** **K**
B611...S 67 - 99 cm 41 - 62 59 - 89



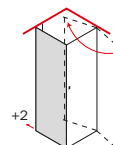
cod. **L1**
B605... 67 - 99 cm

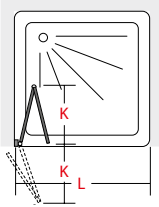


cod. **L** **B** **K**
B611...D 67 - 99 cm 41 - 62 59 - 89

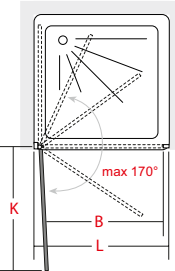
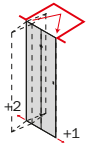


cod. **L1**
B605... 67 - 99 cm

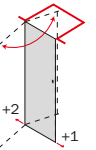




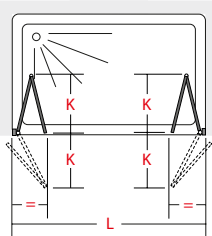
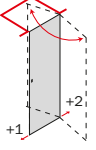
cod. **L** **K**
B602...S 67,5 - 140 cm 34,5 - 69,5



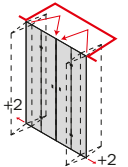
cod. **L** **B** **K**
B604...S 67,5 - 100 cm 59 - 89 59 - 89



cod. **L** **B** **K**
B604...D 67,5 - 100 cm 59 - 89 59 - 89



cod. **L** **K**
B602... 117 - 201 cm 32,5 - 52,5



58_ **WALK IN**
design Studio INDA





_59



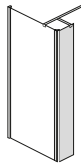
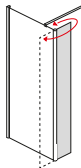

H200

6mm

8mm

REV

Parete fissa - Fixed panel - Pared fija - Paroi fixe - Vaste wand - Feste Wand



60_ Misure speciali disponibili a richiesta - Special sizes available on request - Medidas especiales disponibles bajo pedido
 Dimensions spéciales disponibles sur demande - Maatwerk afmetingen op aanvraag verkrijgbaar - Spezialmasse nur auf Nachfrage erhältlich

Telaio - Frame - Bastidor - Profilé - Frame - Rahmen

**AN**

Tipo cromato anodizzato naturale lucido

Natural polished anodized chrome type

Tipo cromo anodizado natural brillante

Natural polished anodized type chromé

Natuurlijk glanzend geanodiseerd type Chroom

Verchromt eloxiert, Natur, Hochglanz

Vetro - Glas - Vidrio - Verre - Glas - Glas

**01**

Trasparente

Transparent

Transparent

Transparente

Transparent

Klarglas

**14**

Grigio

Gray

Gris

Gris

Grijs

Grau

**73**

Trasparente con fascia serigrafata

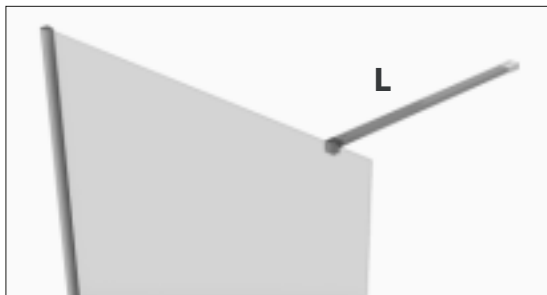
Transparent with silk screen printed band

Transparente con frente serigrafado

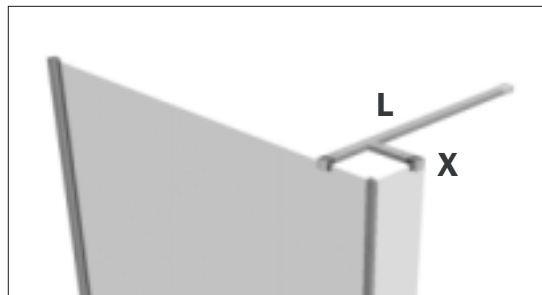
Transparent avec bande serigraphiée

Transparent met geserigrafeerde strip

Karglas mit Siebgedruckt Band



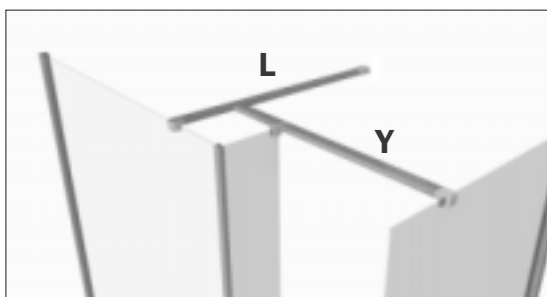
CR
Cromato
Chrome-plated
Cromado
Chromé
Verchromd
Verchromt



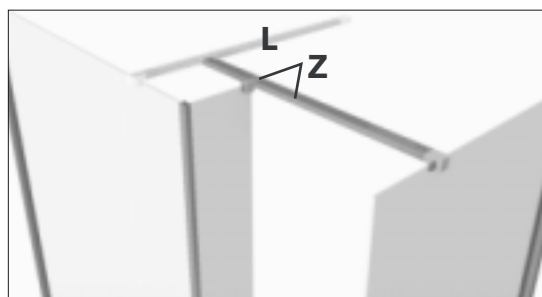
CR
Cromato
Chrome-plated
Cromado
Chromé
Verchromd
Verchromt

Staffa di rinforzo regolabile per 1 parete, installazione reversibile.
Adjustable reinforcement bracket for 1 panel, reversible installation.
Soporte de refuerzo regulable para 1 pared, instalación reversible.
Bras de renfort réglable pour 1 paroi, installation réversible.
Verstevigingsbeugel voor 1 wand, omkeerbare installatie.
Verstärkungsbügel für 1 Wand, reversible Installatie.

Staffa di rinforzo regolabile per 2 pareti, installazione reversibile.
Adjustable reinforcement bracket for 2 panels, reversible installation.
Soporte de refuerzo regulable para 2 paredes, instalación reversible.
Bras de renfort réglable pour 2 parois, installation réversible.
Verstevigingsbeugel voor 2 wanden, omkeerbare installatie.
Verstärkungsbügel für 2 Wanden, reversible Installatie.



CR
Cromato
Chrome-plated
Cromado
Chromé
Verchromd
Verchromt



CR
Cromato
Chrome-plated
Cromado
Chromé
Verchromd
Verchromt

Staffa di rinforzo regolabile per 2 pareti, installazione reversibile.
Adjustable reinforcement bracket for 2 panels, reversible installation.
Soporte de refuerzo regulable para 2 paredes, instalación reversible.
Bras de renfort réglable pour 2 parois, installation réversible.
Verstevigingsbeugel voor 2 wanden, omkeerbare installatie.
Verstärkungsbügel für 2 Wanden, reversible Installatie.

Staffa di rinforzo regolabile per 3 pareti, installazione reversibile.
Adjustable reinforcement bracket for 3 panels, reversible installation.
Soporte de refuerzo regulable para 3 paredes, instalación reversible.
Bras de renfort réglable pour 3 parois, installation réversible.
Verstevigingsbeugel voor 3 wanden, omkeerbare installatie.
Verstärkungsbügel für 3 Wanden, reversible Installatie.



Kit di istallazione pavimento/soffitto.
Installation kit floor/roof.
Kit para instalación piso/techo.
Kit pour installation sol/plafond.
Installatiekit voor vloer tot en met
plafond bevestiging.
Installation kit für Boden-/ Decken.

AN
Tipo cromato anodizzato naturale lucido
Natural polished anodized chrome type
Anodizado cromo natural brillante
Type chromé anodisé naturel brillant
Natuurlijk geannodiseerd glanzed chroom
Verchromt eloxiert, Hochglanz

62_ WALK IN

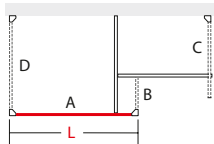




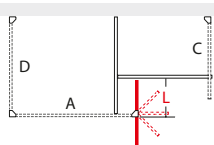
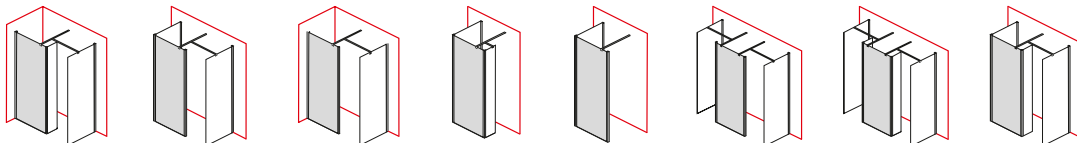
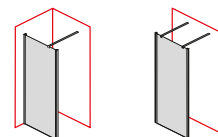
64_ WALK IN



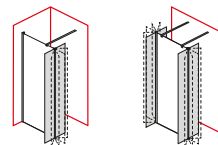




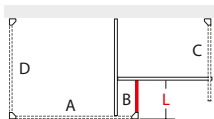
cod. **L**
B256...A 76 - 138 cm



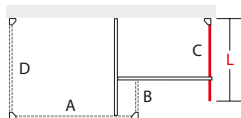
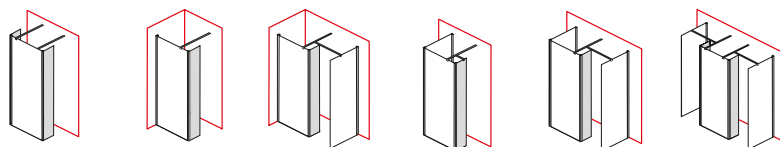
cod. **L**
B256...M 30 - 50 cm



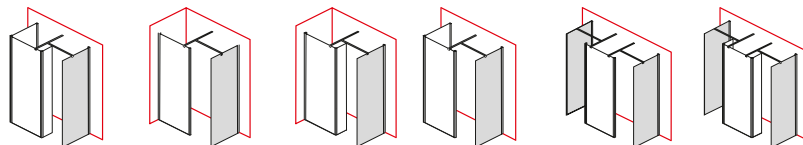
66

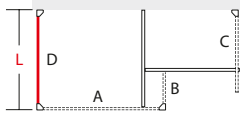


cod. **L**
B256...B 20 - 30 cm



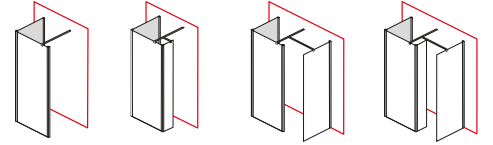
cod. **L**
B256...C 66 - 78 cm

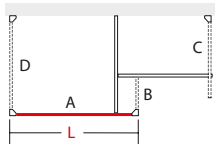




cod.
B256...D

L
66 - 98 cm

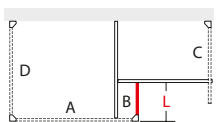
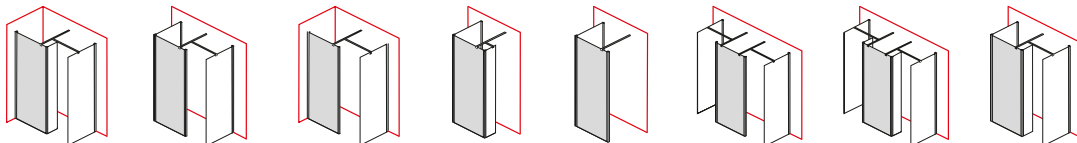
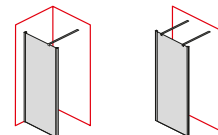




cod.
B259..A

L
78 - 180 cm

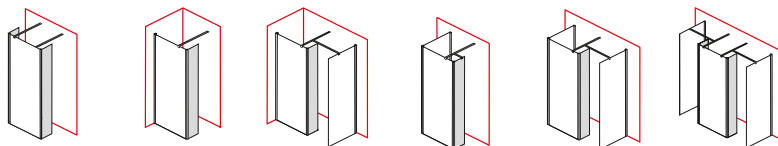
8mm



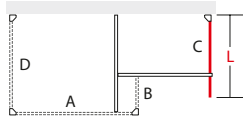
cod.
B259...B

L
20 - 30 cm

8mm



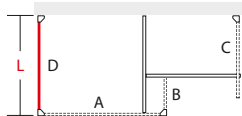
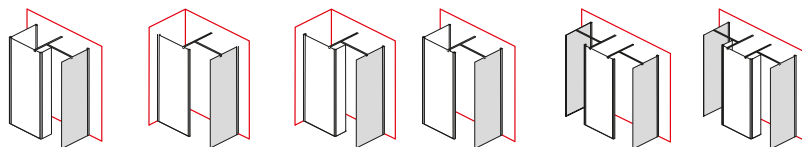
68



cod.
B259...C

L
68 - 80 cm

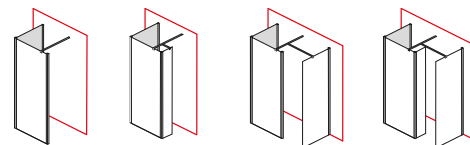
8mm



cod.
B259...D

L
66 - 100 cm

8mm





70_ **KLAR**
design Studio INDA





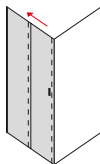
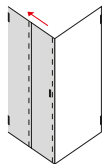
H200

8mm

6mm



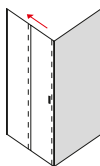
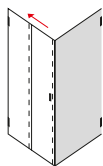
Angolare - Corner - Angular - Accès d'angle - Hoekinstap - Ecke



Nicchia - Niche - Nicho - Niche - Nis - Nische



Parete fissa - Fixed panel - Pared fija - Paroi fixe - Vaste wand - Feste Wand



72_

Misure speciali disponibili a richiesta - Special sizes available on request - Medidas especiales disponibles bajo pedido
Dimensions spéciales disponibles sur demande - Maatwerk afmetingen op aanvraag verkrijgbaar - Spezialmasse nur auf Nachfrage erhältlich

Telaio - Frame - Bastidor - Profilé - Frame - Rahmen



AN

Tipo cromato anodizzato naturale lucido

Natural polished anodized chrome type

Tipo cromo anodizado natural brillante

Type chromé anodisé naturel brillant

Natuurlijk glanzend geanodiseerd type Chromom

Verchromt eloxiert, Natur, Hochglanz

Vetro - Glas - Vidrio - Verre - Glas - Glas



01
Trasparente
Transparent
Transparent
Transparente
Transparent
Klarglas



90
Specchio
Mirror
Espejo
Miroir
Spiegel
Spiegel

Maniglia standard - Standard handle - Tiradora estándar - Charnière poignée - Standaard greep - Standard griff



CR
Cromato
Chrome-plated
Cromado
Chromé
Verchromd
Verchromt

_73

Maniglia su richiesta - Handle upon request - Tiradores bajo pedido - Poignée sur demande - Greepen op aanvraag - Griff auf anfrage



CR
Cromato
Chrome-plated
Cromado
Chromé
Verchromd
Verchromt



CR
Cromato
Chrome-plated
Cromado
Chromé
Verchromd
Verchromt



CR
Cromato
Chrome-plated
Cromado
Chromé
Verchromd
Verchromt

74_ **KLAR**





Ante sganciabili. Una semplice operazione per facilitare la pulizia.
 Detachable doors. A simple operation to facilitate cleaning.
Puertas desmontables. Un simple gesto para facilitar la limpieza de las puertas.
 Portes décrochables. Un simple geste pour faciliter le nettoyage des portes.
Uitneembare schuifpanelen. Een simpele handeling om het schoonmaken te vergemakkelijken.
 Ein einfacher Handgriff, der die Reinigung der Türen erleichtert.



Soft closing. I componenti e il sistema "Soft closing" consentono di aprire e chiudere le porte scorrevoli dolcemente e silenziosamente, grazie ad un meccanismo completamente invisibile.

Soft closing. Soft close components and systems make it possible to open and close sliding doors gently and silently, thanks to a completely invisible mechanism.

Soft closing. Los componentes y los sistemas Soft Close hacen posible una apertura y un cierre dulce y silencioso de las puertas correderas, gracias a un mecanismo completamente invisible.

Soft closing. Les composants et les systèmes Soft Close rendent possible une ouverture et une fermeture douces et silencieuses des panneaux coulissants grâce à un mécanisme totalement invisible.

Soft closing. De componenten en Soft Close-systemen maken een zachte en geruisloze opening en sluiting van schuifdeuren mogelijk dankzij een volledig onzichtbaar mechanisme.

Soft closing. Die Komponenten und Systeme mit der Bezeichnung "Soft Close" gestatten mit ihrem völlig unsichtbaren Mechanismus das sanfte, geräuschlose Öffnen und Schließen von Schiebetüren.



Filo interno vetro. Caratteristica per cui tutta la componentistica di supporto alle lastre in cristallo, è compressa nello spessore del vetro. Le cabine doccia con questa proprietà sono particolarmente facili da pulire, in quanto la superficie interna del vetro non subisce alterazioni di spessore.

Internal glass support. This support is within the thickness of the glass itself. Shower stalls with this feature are particularly easy to clean, as the internal surface of the glass is not subject to changes in thickness.

Borde interno del vidrio. Característica por la cual todos los componentes de soporte de las hojas de cristal se comprime en el espesor del vidrio. Las mamparas de ducha con esta propiedad son particularmente fáciles de limpiar, ya que la superficie interna del vidrio no sufre alteraciones de espesor.

Verre affleurante. Caractéristique qui consiste à contenir tout le système de fixation du panneau en verre dans son épaisseur. Les parois de douche bénéficiant de cette particularité sont très faciles à nettoyer car la surface interne du panneau en verre ne présente aucune irrégularité d'épaisseur.

Inwendige glasprofiel. Deze eigenschap voorziet dat alle ondersteunende componenten van de glasplaten in de dikte van het glas zijn inbegrepen. Douchecabines voorzien van deze eigenschap kunnen buitengewoon eenvoudig worden schoongemaakt aangezien het inwendige oppervlak van het glas overal even dik is.

Durchgängigkeit der inneren Glasfläche.
 "Durchgängigkeit der inneren Glasfläche", was bedeutet, dass alle Komponenten, die die Kristallglasplatten tragen, in die Scheibe eingelassen sind und auf einer Ebene mit der Glasinnenfläche liegen. Duschcabines mit dieser Eigenschaft sind besonders reinigungsfreundlich, weil im Innenbereich die Dicke der Glasfläche überall gleich ist und keine störenden Teile hervorstehten.

76_ KLAR





78_KLAR

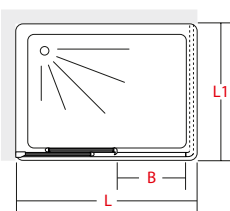




H200

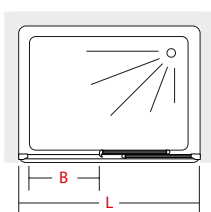

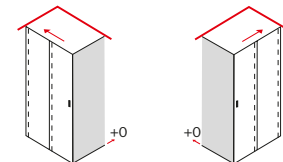
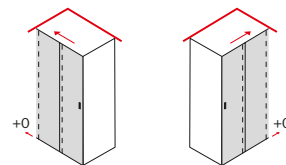
8mm

6mm

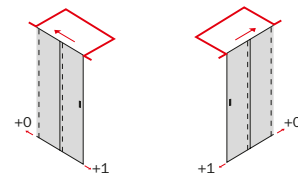


cod. **L** **B**
B891... 90 - 200 cm 40 - 70

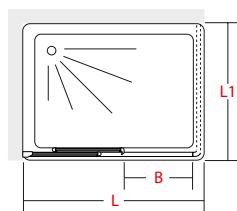
cod. **L1**
B895... 20 - 120 cm



cod. **L** **B**
B893... 90 - 200 cm 40 - 70

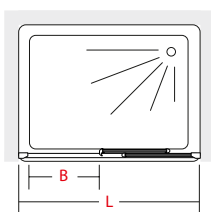
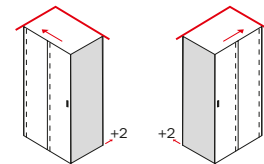
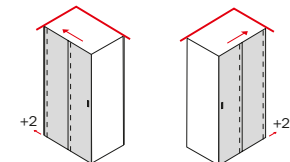


80

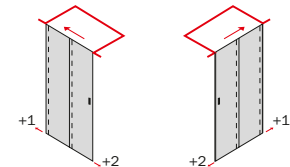


cod. **L** **B**
B871... 98 - 180 cm 40 - 70

cod. **L1**
B875... 67 - 99 cm



cod. **L** **B**
B873... 98 - 181 cm 40 - 70



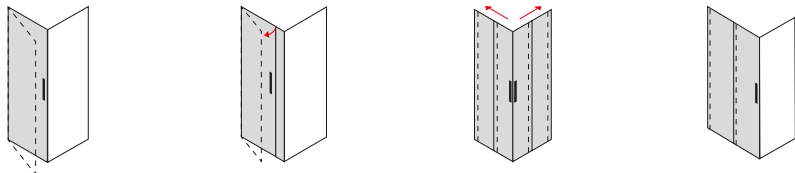


82_ **TRENDY DESIGN**
design Studio INDA

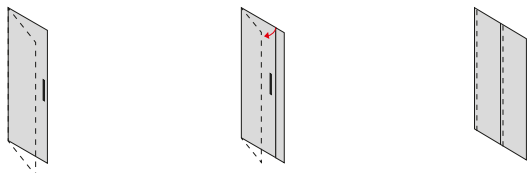




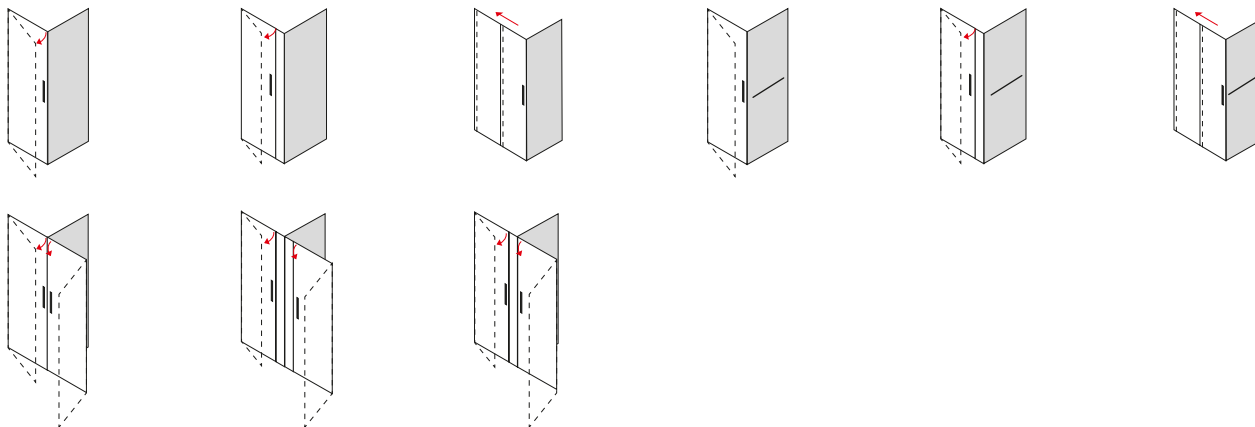
Angolare - Corner - Angular - Accès d'angle - Hoekinstap - Ecke




Nicchia - Niche - Nicho - Nische - Nis - Nische



Parete fissa - Fixed panel - Pared fija - Paroi fixe - Vaste wand - Feste Wand




84_



AK

Silver e cromato con profilo tipo cromato.
 Silver and chrome type with chrome type profile.
 Plata y tipo cromo con perfil tipo cromado.
 Silver mat et type chromé avec profilé type chrome
 Zilver en glanzed chroom met type chroom profiel.
 Silber und Chrom mit Chromprofil.



AN

Tipo cromato anodizzato naturale lucido senza profilo tipo cromato.
 Natural polished anodized chrome type without with chrome type profile.
 Plata y tipo cromo sin perfil tipo cromado.
 Type chromé anodisé naturel brillant sans profilé type chromé.
 Natuurlijk geannodiseerd glanzed chroom zonder type chroom profiel.
 Verchromt eloxiert, Hochglanz ohne Chromprofil.



01

Trasparente
 Transparent
 Transparent
 Transparente
 Transparent
 Klarglas



80

Ice



51

Righe



14

Grigio
 Gray
 Gris
 Gris
 Grijs
 Grau

H195

6mm

REV

REV



Maniglia - Handle - Tirador - Poignée - Greep - Griff



52,5 cm

CR

Cromato
Chrome-plated
Cromado
Chromé
Verchromd
Verchromt

Maniglia su richiesta - Handle on request - Tirador bajo pedido - Poignée sur demande - Greep op aanvraag - Griff auf Wunsch

86_

**CR**

Cromato
Chrome-plated
Cromado
Chromé
Verchromd
Verchromt

**DM**

Cromato e legno finto moro
Chrome-plated and dark oak
Cromado y madera teñida
marrón
Chromé et bois teinté foncé
Verchromd en donker hout
Verchromt und dunkel Holz

**CP**

Cromato e plexiglass
Chrome-plated and
plexiglass
Cromado y plexiglass
Chromé et plexiglas
Verchromd en plexiglas
Verchromt und Plexiglas

Portasalviette su richiesta - Towel holder on request - Tirador bajo pedido
Porte-serviettes sur demande - Handdoekhouder op aanvraag - Handtuchhalter auf Wunsch

**CR**

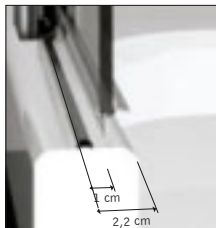
Cromato
Chrome-plated
Cromado
Chromé
Verchromd
Verchromt

**DM**

Cromato e legno finto moro
Chrome-plated and dark oak
Cromado y madera teñida
marrón
Chromé et bois teinté foncé
Verchromd en donker hout
Verchromt und dunkel Holz

**CP**

Cromato e plexiglass
Chrome-plated and
plexiglass
Cromado y plexiglass
Chromé et plexiglas
Verchromd en plexiglas
Verchromt und Plexiglas



Installazione e ingombro del frangifiutto.
 Water brake dimensions and installation.
Instalación y posición del rompeolas.
 Installation et encombrement du joint extérieur.
Installatie en afmetingen van het golfbreker.
 Installation und Außenabmessungen der Schwalleiste.



Porte sganciabili. Una semplice azione per facilitare la pulizia.
 Detachable doors. A simple operation to facilitate cleaning.
Portes amovibles. Une opération simple pour faciliter le nettoyage.
 Portes décrochables. Un simple geste pour faciliter le nettoyage des portes.
Uitneembare schuifpanelen. Een simpele handeling om het schoonmaken te vergemakkelijken.
 Aushängbare Türen. Ein einfacher Handgriff, der die Reinigung der Türen erleichtert.



88_ TRENDY DESIGN





90_ TRENDY DESIGN

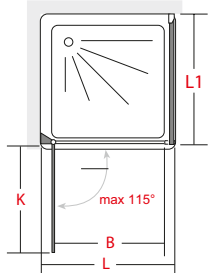




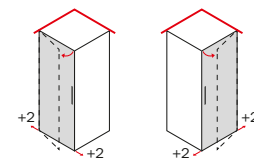
92_ TRENDY DESIGN



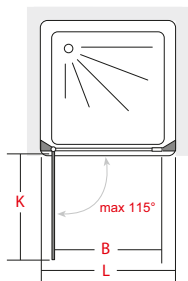
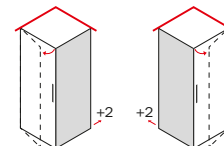




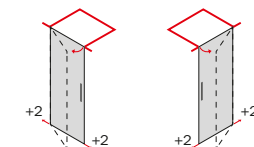
cod. **L** **B** **K**
B444... 66 - 90 cm 56 - 76 58 - 78



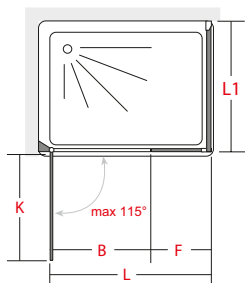
cod. **L1**
B446... 68 - 100 cm



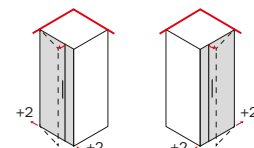
cod. **L** **B** **K**
B444... 66 - 90 cm 56 - 76 58 - 78



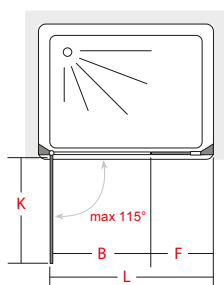
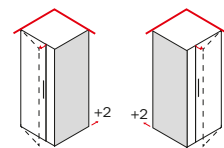
94



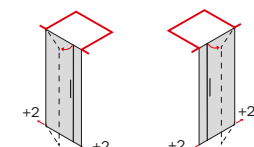
cod. **L** **B** **F** **K**
B444... 86 - 120 cm 56 - 66 24 - 44 58 - 68

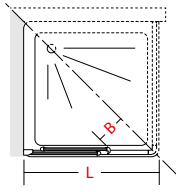


cod. **L1**
B446... 68 - 100 cm

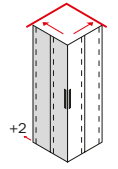


cod. **L** **B** **F** **K**
B444... 86 - 120 cm 56 - 66 24 - 44 58 - 68

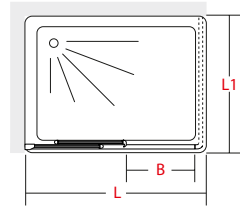
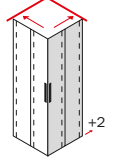




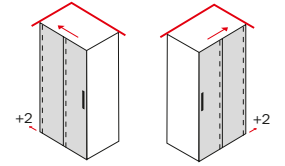
cod. **L** **B**
B441...S 67 - 119 cm 18,5 - 28,5



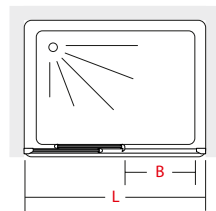
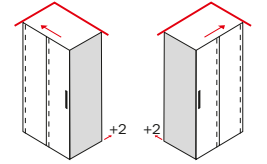
cod. **L** **B**
B441...D 67 - 119 cm 18,5 - 28,5



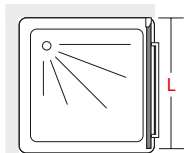
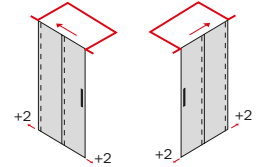
cod. **L** **B**
B441... 97 - 179 cm 43 - 83



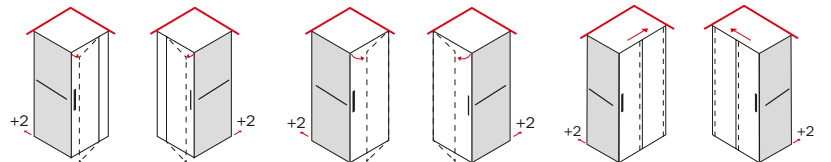
cod. **L1**
B445... 67 - 99 cm



cod. **L** **B**
B443... 96 - 171 cm 41 - 76,5



cod. **L**
B449... 68 - 100 cm





96_ **PRAIA DESIGN**
design Studio INDA

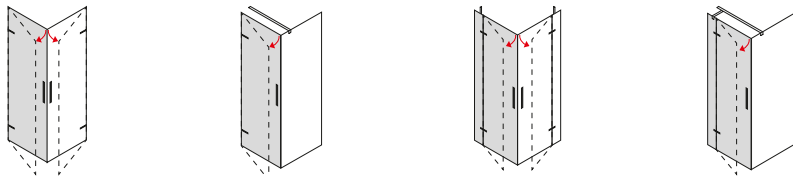




_97




Angolare - Corner - Angular - Accès d'angle - Hoekinstap - Ecke



Nicchia - Niche - Nicho - Niche - Nis - Nische

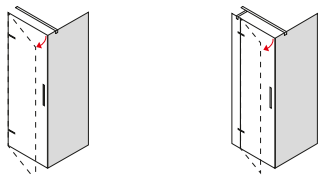


Semitonda - Quadrant - Mitad redonda - Demi-ronde - Kwartronde - Halbrund



98

Parete fissa - Fixed panel - Pared fija - Paroi fixe - Vaste wand - Feste Wand



Telaio - Frame - Bastidor - Profilé - Frame - Rahmen



AN

Tipo cromato anodizzato naturale lucido

Natural polished anodized chrome type

Tipo cromo anodizado natural brillante

Type chromé anodisé naturel brillant

Natuurlijk glanzend geanodiseerd type Chromo

Verchromt eloxiert, Natur, Hochglanz

Vetro - Glas - Vidrio - Verre - Glas - Glas



01

Trasparente

Transparent

Transparent

Transparente

Transparent

Klarglas



51

Righe

_99

Maniglia - Handle - Tirador - Poignée - Greep - Griff



32 cm

CR

Cromato

Chrome-plated

Cromado


Chromé

Verchromd

Verchromt

100_ **PRAIA DESIGN**





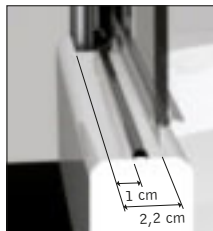
Profilo aggiuntivo per aumento dell'estensibilità. L'estensibilità standard può essere incrementata di 2 cm.

Extra profile to increase extensibility. The standard extensibility can be increased by 2 cm. Perfil adicional para aumentar la extensibilidad. La extensibilidad estándar se puede incrementar en 2 cm.

Profilé d'extensibilité. L'extensibilité standard peut être augmentée de 2 cm.

Additioneel profiel. Extra profiel om het standaard aanpassingsvermogen te vergroten met 2 cm.

Das Standardmaß Anpassungsfähigkeit kann bis zu 2 cm vergrößert werden.



Frangiflutto. Installazione e ingombro del frangiflutto.

Water brake. Water brake dimensions and installation.

Rompeolas. Instalación del rompeolas.

Joint extérieur. Installation et encombrement du joint extérieur.

Golfbreker. Installatie en afmetingen van het golfbreker.

Schwalleiste. Installation und Außenabmessungen der Schwalleiste.



Chiusura magnetica. Assicura la massima tenuta dell'acqua.

Magnetic closure. Ensures maximum water resistance.

Cierre magnético. Garantiza la máxima estanqueidad.

Fermeture magnétique. Assure une excellente étanchéité.

Magnetische sluiting. Een perfecte waterdichte deur dankzij de magnetische sluiting.

Magnetveschluss der Tür. Wird für alle Artikeln gebraucht und versichert die grösste.



Staffe di rinforzo. Compresa nella parete fissa. L'utilizzo della staffa è necessario per la stabilità degli elementi fissi. Cromato.

Reinforcement brackets. Included in the fixed panel. The bracket are necessary for the stability of the fixed panel. Chrome-plated.

Soportes de refuerzo. Incluido en la pared fija. Utilizar para la fijación a pared de los elementos fijos. Cromado.

Bras de renfort. Inclus dans l'emballage de la paroi fixe. L'utilisation est nécessaire pour la fixation murale des éléments fixes. Chromé.

Verstevigingsbeugel. Meegeleverd in de verpakking. De beugels dienen gebruikte worden om de vaste elementen aan de muur te bevestigen.

Verstärkungsbügel. Im preis inbegriffen und in der Verpackung enthalten. Die bügel müssen zur Wandverankerung der festen Elemente verwendet werden.



Cerniera vetro-montante e vetro-vetro. Finitura cromata, apertura dell'anta di 95°.

Frame-glass hinge and glass-glass hinge. Chrome-plated brass, door opening 95°.

Bisagra vidrio-bastidor y bisagra vidrio-vidrio. Acabado cromo, abertura de la hoja de 95°.

Charnière profilé-verre et charnière profilé-verre. Finition chromée, ouverture de la porte à 95°.

Glas/glas schrnieren en frame/glas scharnieren. Verchromde messing scharnieren, deur kan tot 95° geopend worden.

Glas/Glas Scharniere und Rahmen/Glas Scharniere. Messing verchromt, Türöffnung 95°.



Staffe di rinforzo. Su richiesta. Cromato.

Reinforcement brackets. On request. Chrome-plated.

Soportes de refuerzo. Opcional. Cromado.

Bras de renfort. Optionel. Chromé.

Verstevigingsbeugels. Verchromd.

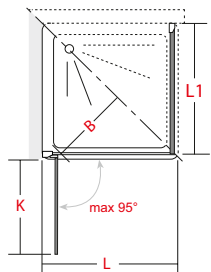
Verstärkungsbügel. Verchromt.

102_ **PRAIA DESIGN**

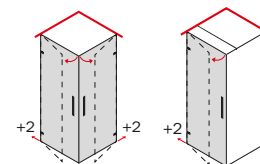




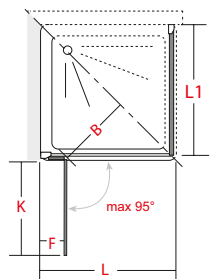
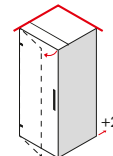
_103



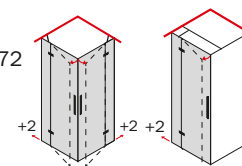
cod. **L** **B** **K**
B111...I 67 - 99 cm 42,5 - 63,5 60,5 - 90,5



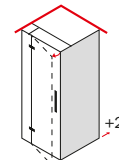
cod. **L1**
B115...0 67 - 99 cm



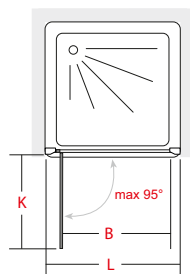
cod. **L** **B** **F** **K**
B111...0 67 - 119 cm 34,5 - 50 17 - 45 49,5 - 72



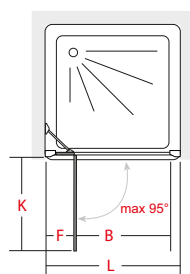
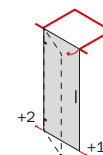
cod. **L1**
B115...0 67 - 99 cm



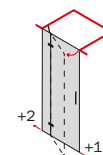
104

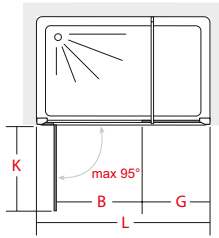


cod. **L** **B** **K**
B114...I 67 - 100 cm 57,5 - 87,5 59,5 - 89,5



cod. **L** **B** **F** **K**
B114...0 72 - 120 cm 48 - 68 20 - 45 50,5 - 70,5





cod.

L

B

G

K

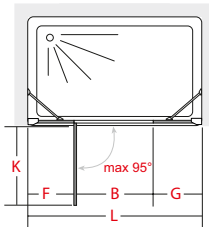
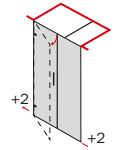
B113...I

117 - 181 cm

57 - 77

54 - 94

59,5 - 79,5



cod.

L

B

F

G

K

B113...0

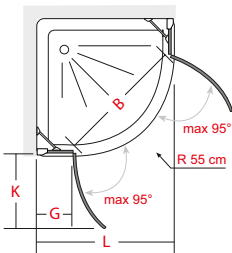
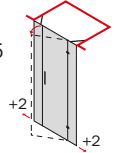
117 - 181 cm

58 - 78

30 - 50

30 - 50

60,5 - 80,5



cod.

L

B

G

K

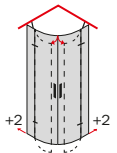
B117...

77 - 99 cm

79

20 - 40

41



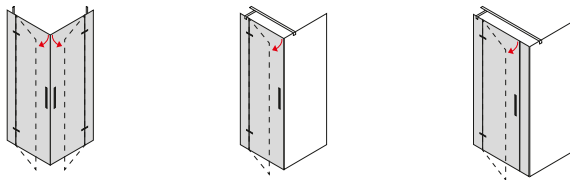
106_ **TILUX**
design Studio INDA





_107


Angolare - Corner - Angular - Accès d'angle - Hoekinstap - Ecke



Nicchia - Niche - Nicho - Nische - Nis - Nische

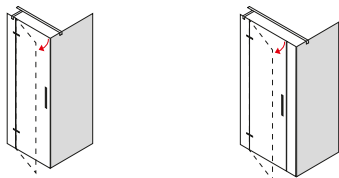


Semitonda - Quadrant - Mitad redonda - Demi-ronde - Kwartronde - Halbrund



108

Parete fissa - Fixed panel - Pared fija - Paroi fixe - Vaste wand - Feste Wans





AN

Tipo cromato anodizzato naturale lucido
Natural polished anodized chrome type
Tipo cromo anodizado natural brillante
Type chromé anodisé naturel brillant
Natuurlijk glanzend geanodiseerd type Chroom
Verchromt eloxiert, Natur, Hochglanz




01

Trasparente
Transparent
Transparent
Transparente
Transparent
Klarglas



51

Righe




DT

Seventies



DU

Flowers



DV

Forest

Maniglia - Handle - Tirador - Poignée - Greep - Griff



CR
Cromato
Chrome-plated
Cromado
Chromé
Verchromd
Verchromt

110_





Chiusura magnetica. Assicura la massima tenuta all'acqua.
Magnetic closure. Ensures maximum water resistance.
Cierre magnético. Garantiza la máxima estanqueidad.
Fermeture magnétique. Assure une excellente étanchéité.
Magnetische sluiting. Een perfecte waterdichte deur dankzij de magnetische sluiting.
Magnetverschluss der Tür. Gebraucht und versichert die grösste Dichtigkeit.



Staffa di rinforzo. Compresa nella parete fissa. L'utilizzo della staffa è necessario per la stabilità degli elementi fissi. **Cromata.**
Reinforcement bracket. Included in the fixed panel. The bracket is necessary for the stability of the fixed panel. **Chrome-plated.**
Soporte de refuerzo. Incluido en la pared fija. Utilizar para la fijación a pared de los elementos fijos. **Cromado.**
Bras de renfort. Inclus dans l'emballage de la paroi fixe. L'utilisation est nécessaire pour la fixation murale des éléments fixes. **Chromé.**
Verstevigingsbeugel. Meegeleverd in de verpakking. De beugels dienen gebruikte worden om de vaste elementen aan de muur te bevestigingen.
Verstärkungsbügel. Im preis inbegriffen und in der Verpackung enthalten. Die bügel müssen zur Wandverankerung der festen Elemente verwendet werden.



Filo interno vetro. Caratteristica per cui tutta la componentistica di supporto alle lastre in cristallo, è compressa nello spessore del vetro. Le cabine doccia con questa proprietà sono particolarmente facili da pulire.

Internal glass support. This support is within the thickness of the glass itself. Shower stalls with this feature are particularly easy to clean.

Borde interno del vidrio. Característica por la cual todos los componentes de soporte de las hojas de cristal se comprime en el espesor del vidrio. Las mamparas de ducha con esta propiedad son particularmente fáciles de limpiar.

Verre affleurante. Caractéristique qui consiste à contenir tout le système de fixation du panneau en verre dans son épaisseur. Les parois de douche bénéficiant de cette particularité sont très faciles à nettoyer.

Inwendige glasprofil. Deze eigenschap voorziet dat alle ondersteunende componenten van de glasplaten in de dikte van het glas zijn inbegrepen. Douchecabines voorzien van deze eigenschap kunnen buitengewoon eenvoudig worden schoongemaakt.

Durchgängigkeit der inneren Glasfläche. Was bedeutet, dass alle Komponenten, die die Kristallglasplatten tragen, in die Scheibe eingelassen sind und auf einer Ebene mit der Glasinnenfläche liegen. Duschcabines mit dieser Eigenschaft sind besonders reinigungsfreundlich.



Staffa di rinforzo. Su richiesta. **Cromata.**
Reinforcement bracket. On request. **Chrome-plated.**
Soportes de refuerzo. Opcional. **Cromado.**
Bras de renfort. Optionel. **Chromé.**
Verstevigingsbeugels. Verchromd.
Verstärkungsbügel. Verchromt.

112_TILUX

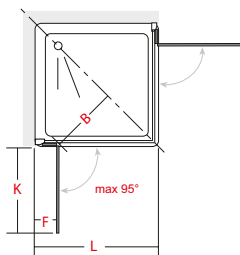




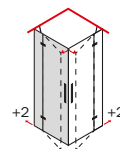
114_ **TILUX**



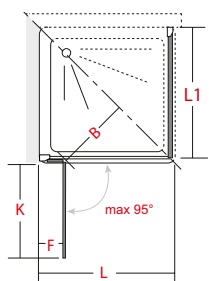
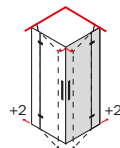




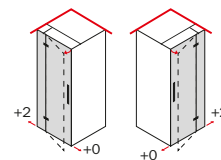
cod. L B B K F
B761...S 65 - 117,5 cm 28 - 39 41,7 - 57,7 23,3 - 59,8



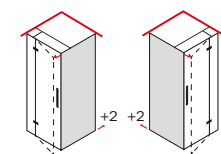
cod. L B K F
B761...D 65 - 117,5 cm 28 - 39 41,7 - 57,7 23,3 - 59,8



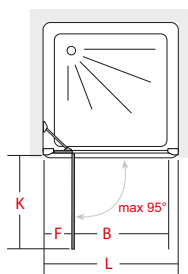
cod. L B K F
B761... 65 - 117,5 cm 28 - 39 41,7 - 57,7 23,3 - 59,8



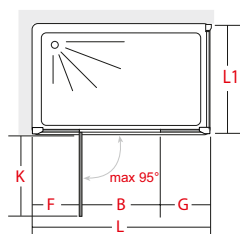
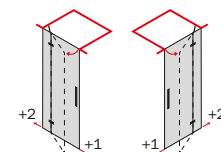
cod. L1
B765... 64 - 91,5 cm



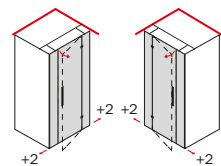
116



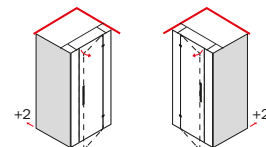
cod. L B K F
B763... 62 - 121,5 cm 39 - 67 39,9 - 68,5 19,8 - 49,7

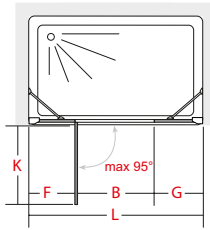


cod. L B K F G
B768... 97 - 142 cm 50 - 68 50,9 - 68,5 24,8 - 49,7 21,3 - 21,8

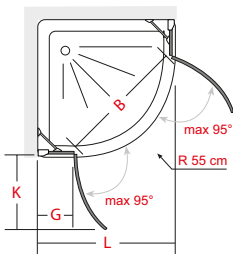
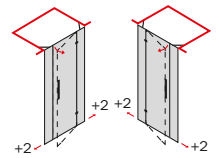


cod. L1
B765... 64 - 92,5 cm

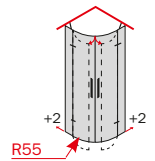




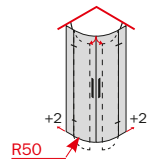
cod. **L** **B** **K** **F** **G**
B768... 97 - 142 cm 50 - 68 50,9 - 68,5 24,8 - 49,7 21,3 - 21,8



cod. **L** **B** **K** **G**
B114...0 75,5 - 98 cm 80 45 18,2 - 40,7



cod. **L** **B** **K** **G**
B114...0 75,5 - 98 cm 80 44 28,6 - 31,1

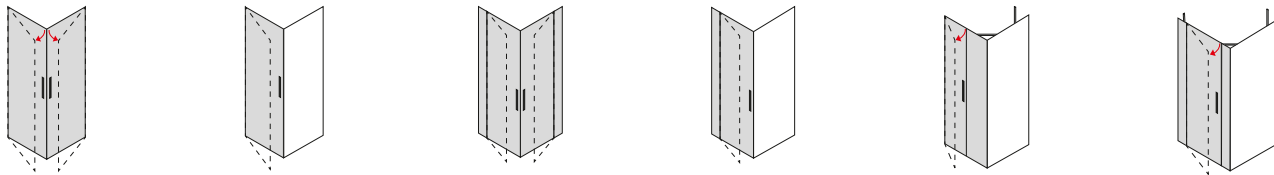


118_ **CLAIRE DESIGN**
design Studio INDA





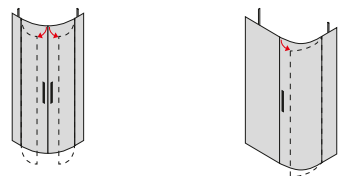
Angolare - Corner - Angular - Accès d'angle - Hoekinstap - Ecke



Nicchia - Niche - Nicho - Nische - Nis - Nische

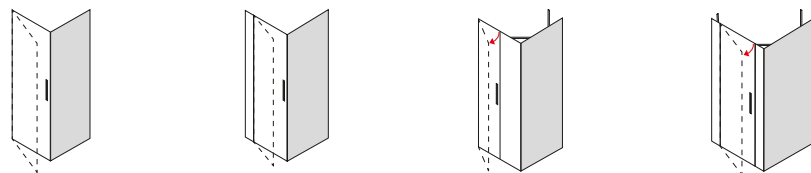


Semitonda - Quadrant - Mitad redonda - Demi-ronde - Kwartronde - Halbrund



120

Parete fissa - Fixed panel - Pared fija - Paroi fixe - Vaste wand - Feste Wand



Telaio - Frame - Bastidor - Profilé - Frame - Rahmen



TT

Tipo titanio anodizzato naturale lucido
Natural polished anodized titanium type
Tipo titanio anodizado natural brillante
Type titanium anodisé naturel brillant
Natuurlijk geannodiseerd glanzed titanium
Verchromt eloxiert, Hochglanz

Vetro - Glas - Vidrio - Verre - Glas - Glas



01

Trasparente
Transparent
Transparent
Transparente
Transparent
Klarglas



51

Righe

_121

Maniglia - Handle - Tirador - Poignée - Greep - Griff



19,2 cm

CR

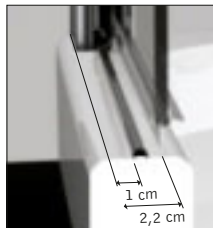
Cromato
Chrome-plated
Cromado
Chromé
Verchromd
Verchromt



122_ **CLAIRE DESIGN**



Per il sollevamento dell'anta facilita il contatto con il bordo del piatto doccia evitando la fuoriuscita dell'acqua.
 The cam system lifts the door facilitating contact with the edge of the shower tray for a water tight seal.
 La junta inferior combinada con el sistema de articulación Camme que hace subir la hoja facilita el contacto con el borde de los platos de ducha evitando los escapes de agua.
 Le joint inférieur couplé au système d'articulation à Came pour le soulèvement du panneau facilite le contact avec le bord du receveur de douche
 Het bodemprofiel opend en sluit met een tilt systeem wat de deur optilt en het contact met de douchebak verbeterd wat absolute waterdichtheid garandeerd.
 Die untere Dichtung, mit dem Gelenksystem kombiniert, erleichtert die Auflage auf dem Duschwannen und verhindert den Wasserauslauf.



Installazione e ingombro del frangiflutto.
 Water brake dimensions and installation.
 Instalación del rompeolas.
 Installation et encombrement du joint extérieur.
 Installatie en afmetingen van het golfbreker.
 Installation und Außenabmessungen der Schwalleiste.



Elementi di copertura. profili copritivi e tappi di chiusura superiori.
 Covering elements. Screw covers and top closing caps.
 Elementos de recubrimiento. Perfiles cubre-tornillos y tapones de cierre superiores
 Eléments de cache. Profilés cache-vis et caches de fermeture supérieurs.
 Afwerkings elementen. Afdekprofielen en afdekoppen.
 Abdeckelementen. Schraubenabdeckungen un oberer Verschlussdeckel.



Staffa di rinforzo. L'utilizzo della staffa è necessario per la stabilità degli elementi fissi.
 Cromata.
 Reinforcement bracket. The bracket is necessary for the stability of the fixed panel. Chrome-plated.
 Soporte de refuerzo. Utilizar para la fijación a pared de los elementos fijos. Cromado.
 Bras de renfort. L'utilisation est nécessaire pour la fixation murale des éléments fixes. Chromé.
 Verstevigingsbeugel. De beugel dienen gebruikte worden om de 2 vaste elementen aan de muur te bevestigen.
 Verstärkungsbügel. Die Bügel müssen zur Wandverankerung der festen Elemente verwendet werden.

124_ **CLAIRE DESIGN**



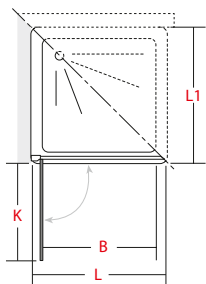


profien

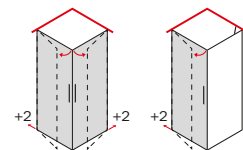
126_ **CLAIRE DESIGN**



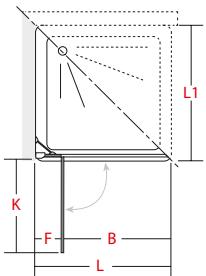
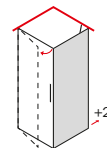




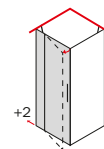
cod. **L** **B** **K**
B511...I 67 - 99 cm 61 - 91 61 - 91



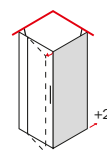
cod. **L1**
B515...0 67 - 99 cm



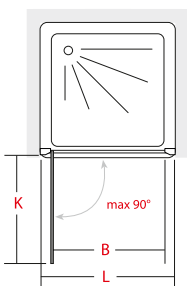
cod. **L** **B** **F** **K**
B511...0 67 - 119 cm 44 - 69 19 - 44 44 - 69



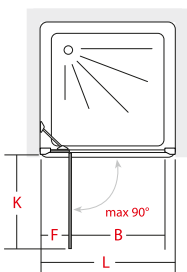
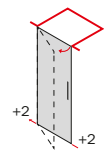
cod. **L1**
B515...0 67 - 99 cm



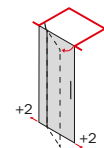
128

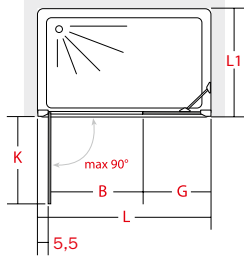


cod. **L** **B** **K**
B514...I 67 - 101 cm 56,5 - 86,5 56,5 - 86,5

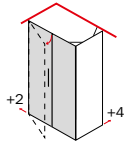


cod. **L** **B** **F** **K**
B514...0 67 - 121 cm 41,5 - 66,5 19 - 44 41 - 66

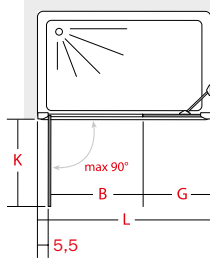
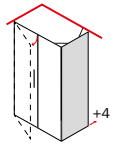




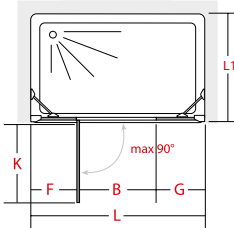
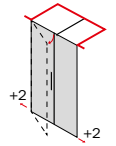
cod. **L** **B** **G** **K**
B513...I 97 - 181 cm 56,5 - 86,5 33,5 - 83,5 56 - 86



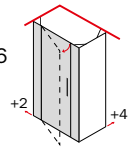
cod. **L1**
B515...E 67,5 - 101,5 cm



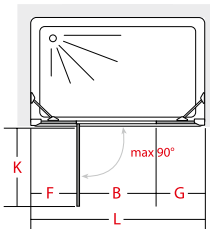
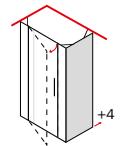
cod. **L** **B** **G** **K**
B113...I 97 - 181 cm 56,5 - 86,5 33,5 - 83,5 56 - 86



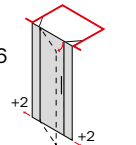
cod. **L** **B** **F** **G** **K**
B513...0 117 - 181 cm 56,5 - 86,5 28,5 - 43,5 29 - 44 56 - 86

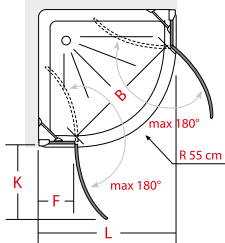


cod. **L1**
B515... 67,5 - 101,5 cm



cod. **L** **B** **F** **G** **K**
B513...0 117 - 181 cm 56,5 - 86,5 28,5 - 43,5 29 - 44 56 - 86



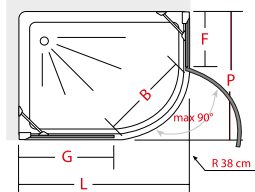
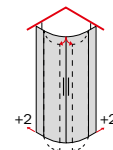
**cod.****L****B****F****K****B517...0**

77 - 89 cm

76

19 - 29

36

**cod.****L****P****B****F****G****B517 ...0**

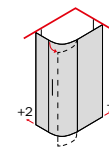
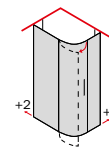
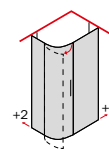
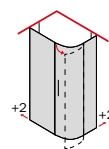
77 - 79 cm

67 - 69 cm

57

43,5

24





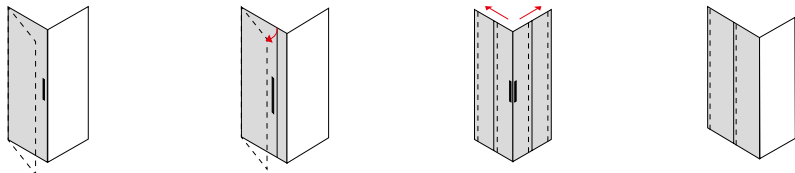
132_ **TRENDY**
design Studio INDA



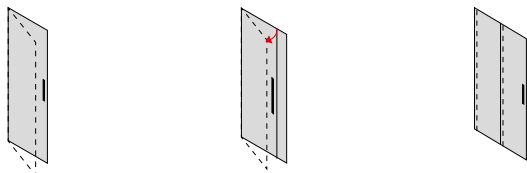


_133

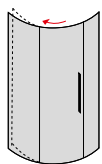
Angolare - Corner - Angular - Accès d'angle - Hoekinstap - Ecke



Nicchia - Niche - Nicho - Nische - Nis - Nische

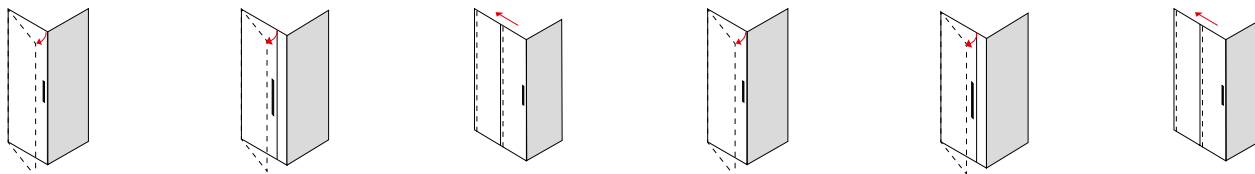



Semitonda - Quadrant - Mitad redonda - Demi-ronde - Kwartronde - Halbrund



134

Parete fissa - Fixed panel - Pared fija - Paroi fixe - Vaste wand - Feste Wand





AK

Silver e cromato con profilo tipo cromato.


Silver and chrome type with chrome type profile.

Plata y tipo cromo con perfil tipo cromado.

Silver mat et type chromé avec profilé type chrome

Zilver en glanzed chroom met type chroom profil.

Silber und Chrom mit Chromprofil.



AN

Tipo cromato anodizzato naturale lucido senza profilo tipo cromato.

Natural polished anodized chrome type without with chrome type profile.

Plata y tipo cromo sin perfil tipo cromado.

Type chromé anodisé naturel brillant sans profilé type chromé.

Natuurlijk geannodiseerd glanzed chroom zonder type chroom profil.

Verchromt eloxiert, Hochglanz ohne Chromprofil.



01

Trasparente
Transparent
Transparent
Transparente
Transparent
Klarglas



80

Ice



51

Righe



14

Grigio
Gray
Gris
Gris
Grijs
Grau

Maniglia - Handle - Tirador - Poignée - Greep - Griff



CR
 Cromato
 Chrome-plated
 Cromado
 Chromé
 Verchromd
 Verchromt

Maniglia su richiesta - Handle on request - Tirador bajo pedido - Poignée sur demande - Greep op aanvraag - Griff auf Wunsch

136_



CR
 Cromato
 Chrome-plated
 Cromado
 Chromé
 Verchromd
 Verchromt



DM
 Cromato e legno finto moro
 Chrome-plated and dark oak
 Cromado y madera teñida
 marrón
 Chromé et bois teinté foncé
 Verchromd en donker hout
 Verchromt und dunkel Holz



CP
 Cromato e plexiglass
 Chrome-plated and
 plexiglass
 Cromado y plexiglass
 Chromé et plexiglas
 Verchromd en plexiglas
 Verchromt und Plexiglas

Portasalviette su richiesta - Towel holder on request - Tirador bajo pedido
 Porte-serviettes sur demande - Handdoekhouder op aanvraag - Handtuchhalter auf Wunsch



CR
 Cromato
 Chrome-plated
 Cromado
 Chromé
 Verchromd
 Verchromt

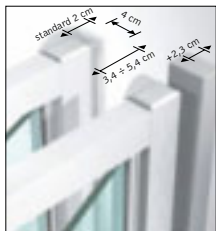


DM
 Cromato e legno finto moro
 Chrome-plated and dark oak
 Cromado y madera teñida
 marrón
 Chromé et bois teinté foncé
 Verchromd en donker hout
 Verchromt und dunkel Holz



CP
 Cromato e plexiglass
 Chrome-plated and
 plexiglass
 Cromado y plexiglass
 Chromé et plexiglas
 Verchromd en plexiglas
 Verchromt und Plexiglas

PLUS



Profilo aggiuntivo per aumento dell'estensibilità. L'estensibilità standard può essere incrementata di 2 cm.

Extra profile to increase extensibility. The standard extensibility can be increased by 2 cm. Perfil adicional para aumentar la extensibilidad. La extensibilidad estándar se puede incrementar en 2 cm.

Profilé d'extensibilité. L'extensibilité standard peut être augmentée de 2 cm.

Additioneel profiel. Extra profiel om het standaard aanpassingsvermogen te vergroten met 2 cm.

Das Standardmaß Anpassungsfähigkeit kann bis zu 2 cm vergrößert werden.



Ante sganciabili. Un semplice gesto per facilitare la pulizia.

Detachable doors. A simple operation to facilitate cleaning.

Puertas desmontables. Un simple gesto para facilitar la limpieza de las puertas.

Portes décrochables. Un simple geste pour faciliter le nettoyage des portes.

Uitneembare schuifpanelen. Een simpele handeling om het schoonmaken te vergemakkelijken.

Ein einfacher Handgriff, der die Reinigung der Türen erleichtert.



Elementi di copertura. Profili copriviti in alluminio, tappi di chiusura superiori cromati.

Covering elements. Aluminium screw covers, chrome-plated closing caps.

Detalles de acabado. Perfiles cubre-tornillos de aluminio tapones de cierre superiores cromados.

Éléments de cache. Profils cache-vis en aluminium caches de fermeture supérieurs chromés.

Afwerkings elementen. Aluminium afwerkingsprofielen en verchromde afdekdoppen.

Abdeckelementen. Schraubenabdeckungen aus Aluminium, Verchromte Verschlussdeckel.



138_ **TRENDY**

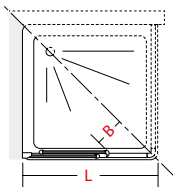




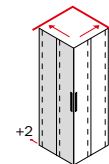
140 TRENDY



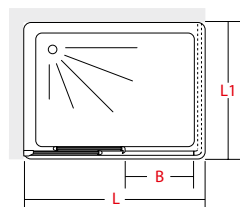
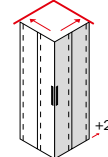




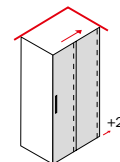
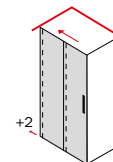
cod. **L** **B**
B441...L 67 - 99 cm 18,5 - 28,5



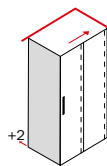
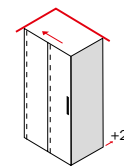
cod. **L** **B**
B441...R 67 - 99 cm 18,5 - 28,5



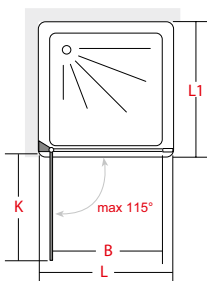
cod. **L** **B**
B443... 98 - 160 cm 41 - 71



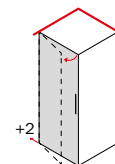
cod. **L1**
B445... 68 - 100 cm



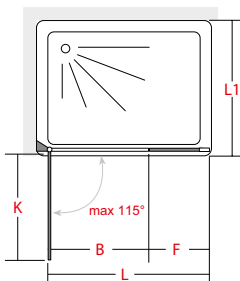
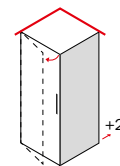
142



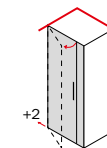
cod. **L** **B** **K**
B444... 68 - 90 cm 56 - 76 58 - 78



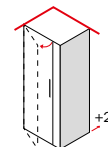
cod. **L1**
B445... 68 - 100 cm

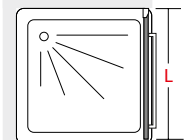


cod. **L** **B** **F** **K**
B443... 88 - 120 cm 56 - 66 25 - 45 58 - 68

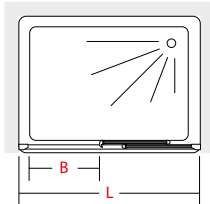

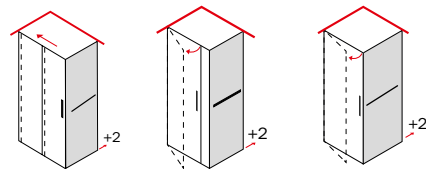


cod. **L1**
B445... 68 - 100 cm

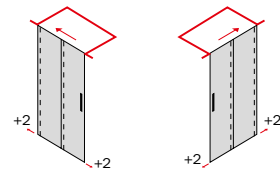




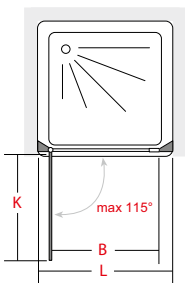
cod. **L**
B445...0 68 - 100 cm



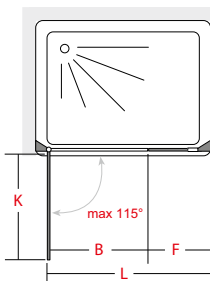
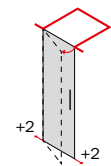
cod. **L** **B**
B443... 96 - 160 cm 41 - 71



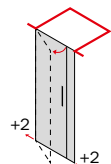
_143



cod. **L** **B** **K**
B444... 66 - 90 cm 56 - 76 58 - 78

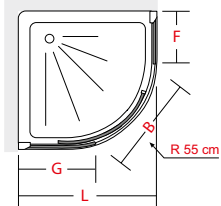


cod. **L** **B** **F** **K**
B443... 86 - 120 cm 56 - 66 24 - 44 58 - 68



H195

6mm



cod.

B447...

L

77 - 101 cm

B

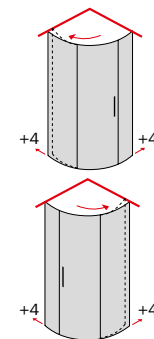
44 - 44

G

50 - 70

F

24 - 44





146_ **PRAIA**
design Studio INDA





H195

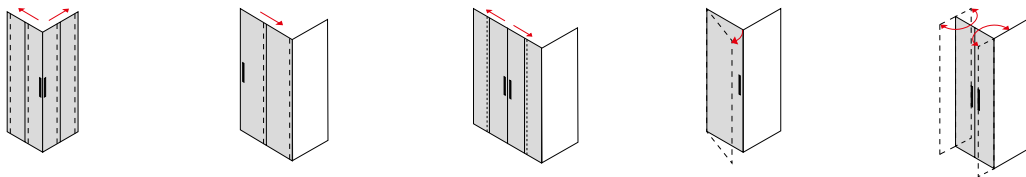
6mm

8mm

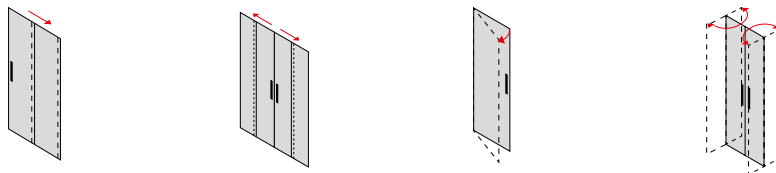
REV



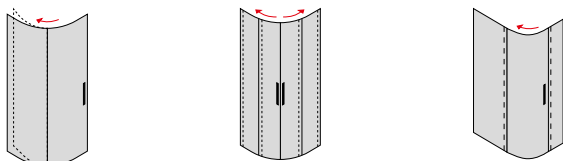
Angolare - Corner - Angular - Accès d'angle - Hoekinstap - Ecke



Nicchia - Niche - Nicho - Niche - Nis - Nische

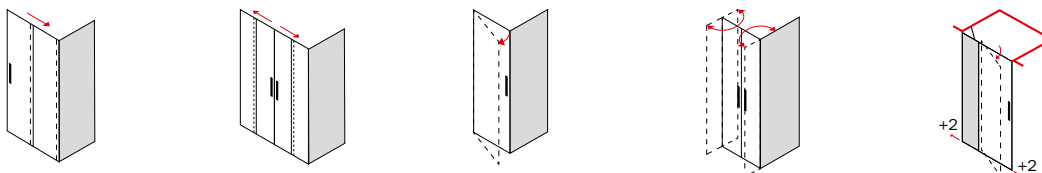


Semitonda - Quadrant - Mitad redonda - Demi-ronde - Kwartronde - Halbrund

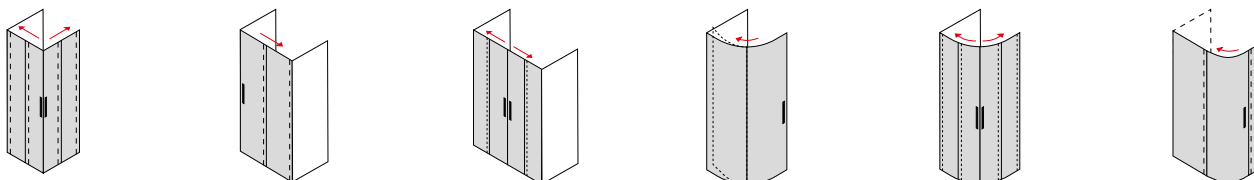


148

Parete fissa - Fixed panel - Pared fija - Paroi fixe - Vaste wand - Feste Wand




Tre lati - Three sides - Tres lados - Trois côtés - Driezijdig - Dreisaitig





AA
Silver anodizzato naturale opaco
Natural mat anodized silver
Anodizado plata natural mate
Silver anodisé naturel mat
Natuurlijk geannodiseerd mat zilver
Silberfarben eloxiert, matt



WZ
Bianco verniciato RAL 9010
White painted RAL 9010
Blanco pintado RAL 9010
Blanc verni RAL 9010
Wit gespoten RAL 9010
Weiß lackiert RAL 9010



AN
Tipo cromato anodizzato naturale lucido
Natural polished anodized chrome type
Anodizado cromo natural brillante
Type chromé anodisé naturel brillant
Natuurlijk geannodiseerd glanzed chroom
Verchromt eloxiert, Hochglanz

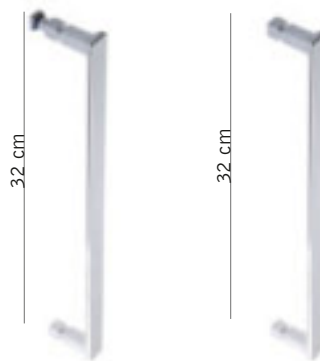


01
Trasparente
Transparent
Transparent
Transparente
Transparent
Klarglas



73
Trasparente con fascia serigrafata
Transparent with silk screen printed band
Trasparente con frente serigrafiado
Transparent avec bande sérigraphiée
Transparent met geserigrafeerde strip
Klarglas mit Siebgedruckt Band

Maniglia - Handle - Tirador - Poignée - Greep - Griff



CR
Cromato
Chrome-plated
Cromado
Chromé
Verchromd
Verchromt

Maniglia su richiesta - Handle on request - Tirador bajo pedido - Poignée sur demande - Greep op aanvraag - Griff auf Wunsch

150_



WZ
Bianco RAL 9010
White RAL 9010
Blanco RAL 9010
Blanc RAL 9010
Wit RAL 9010
Weiß RAL 9010



Profilo aggiuntivo per aumento dell'estensibilità. L'estensibilità standard può essere incrementata di 2 cm.

Extra profile to increase extensibility. The standard extensibility can be increased by 2 cm. Perfil adicional para aumentar la extensibilidad. La extensibilidad estándar se puede incrementar en 2 cm.

Profilé d'extensibilité. L'extensibilité standard peut être augmentée de 2 cm.

Additioneel profiel. Extra profiel om het standaard aanpassingsvermogen te vergroten met 2 cm.

Das Standardmaß Anpassungsfähigkeit kann bis zu 2 cm vergrößert werden.



Elementi di copertura. Profili copritivi nelle finiture e tappi chiusura superiori.

Covering elements. Screw cover profiles in finish and top closing taps.

Elementos de recubrimiento. Perfiles cubre-tornillos y tapones de cierre superiores.

Élément de cache. Profilés cache-vis dans les finitions et caches de fermeture supérieurs.

Golfbreker. Installatie en afmetingen van het golfbreker.

Abdeckelementen. Schraubenabdeckungen aus Aluminium Verchromte Verschlussdeckel.



Chiusura magnetica. Assicura la massima tenuta dell'acqua.


Magnetic closure. It ensures maximum water resistance.

Cierre magnético. Garantiza la máxima estanqueidad.

Fermeture magnétique. Assure une excellente étanchéité.

Magnetische sluiting. Een perfecte waterdichte deur dankzij de magnetische sluiting.

Magnetverschluss der Tür. Wird für alle Artikel gebraucht und versichert die grösste.



Staffe di rinforzo. Da applicare su pareti fisse con lunghezza parete da 20 a 67 cm. Cromato.

Reinforcement brackets. Included in the fixed panel. The bracket are necessary for the stability of the fixed panel. Chrome-plated.

Soportes de refuerzo. Incluido en la pared fija. Utilizar para la fijación a pared de los elementos fijos. Cromado.

Bras de renfort. Inclus dans l'emballage de la paroi fixe. L'utilisation est nécessaire pour la fixation murale des éléments fixes. Chromé. Vestigingsbeugel. Vestigingsbeugel voor wanden met afmetingen van cm 20 tot cm 67. Verchromd. Verstärkungsbügel. Für festen Wänden verwendet werden mit Lenght von 20 bis 67 cm. Verchromt.

L=26 cm



Parete fissa. Dimensione contenuta del profilo di giunzione che unisce la parete fissa alle diverse porte della serie.


Fixed panel. Contained dimensions of the junction profile which joints the fixed panel with the various doors of the series.

Pared fija. El perfil que une la pared fija a las diversas puertas de la serie es de reducidas dimensiones ofreciendo un agradable diseño.

Paroi fixe. Dimension contenue du profilé de jonction qui unis la paroi fixe aux différentes portes de la série.

Vaste wand. Klein verbindingsprofiel die de vaste wand met de deuren verbindt.

Seitewand. Raumsparendes Verbindungsprofil für feste Wänden und den verschiedenen Türen der Serie.



Staffe di rinforzo. Da applicare su pareti fisse con lunghezza parete da 67 a 101 cm. Cromato.

Reinforcement brackets. On request. Chrome-plated.

Soportes de refuerzo. Opcional. Cromado. Bras de renfort. Optionel. Chromé.

Vestigingsbeugel. Vestigingsbeugel voor wanden met afmetingen van cm 67 tot cm 101. Verchromd.

Verstärkungsbügel. Für festen Wänden verwendet werden mit Lenght von 67 bis 101 cm. Verchromt.

L=50 cm

152_ **PRAIA**





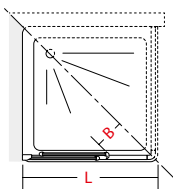
_153

154_ PRAIA

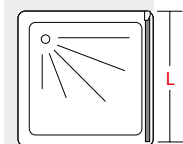
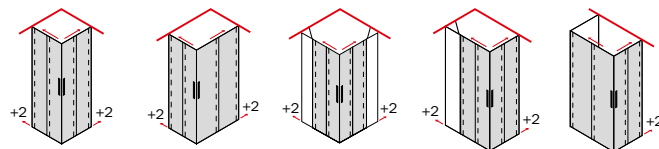




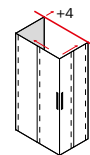
_155



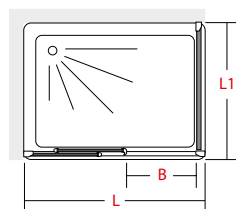
cod. **L** **B**
B181... 67 - 119 cm 18,5 - 28,5



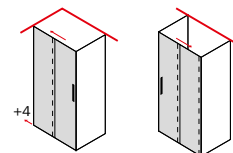
cod. **L**
B105... 67 - 101 cm



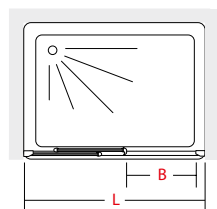
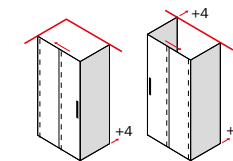
156



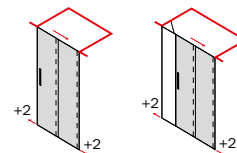
cod. **L** **B**
B183... 97 - 171 cm 40 - 65

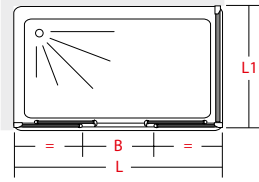


cod. **L1**
B105... 67 - 101 cm

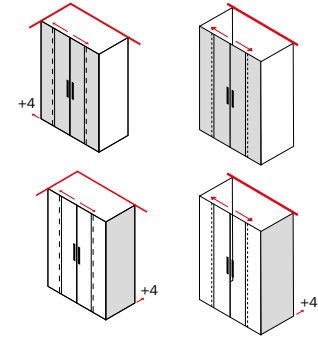


cod. **L** **B**
B183... 97 - 171 cm 40 - 65

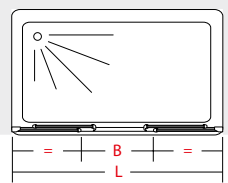
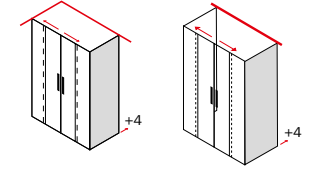




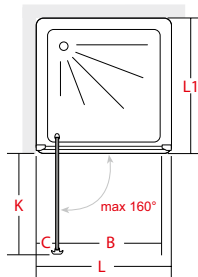
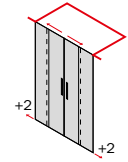
cod. **L** **B**
B183... 137 - 181 cm 52 - 72



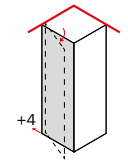
cod. **L1**
B105... 67 - 101 cm



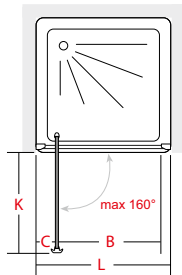
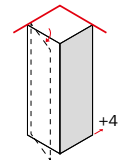
cod. **L** **B**
B183... 137 - 181 cm 52 - 72



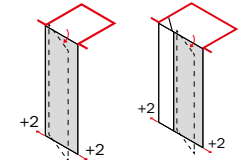
cod. **L** **B** **C** **K**
B184... 67 - 101 cm 50 - 65 13 - 28 51 - 66

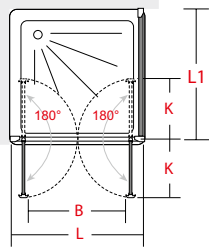


cod. **L1**
B105... 67 - 101 cm

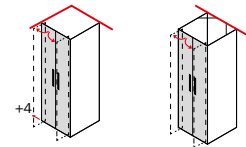


cod. **L** **B** **C** **K**
B184... 67 - 101 cm 50 - 65 13 - 28 51 - 66

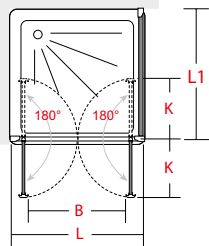
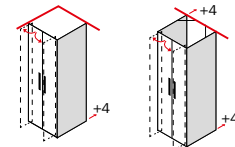




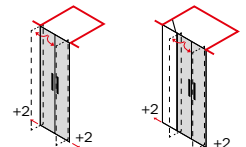
cod. **L** **B** **K**
B186... 67 - 111 cm 48 - 88 25 - 45



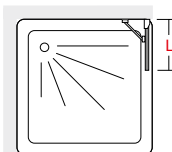
cod. **L1**
B105... 67 - 101 cm



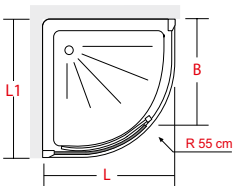
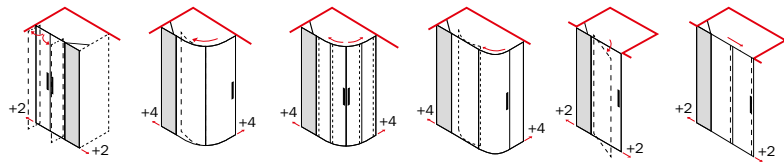
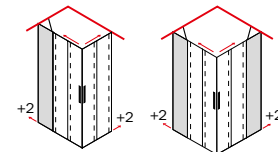
cod. **L** **B** **K**
B186... 67 - 111 cm 48 - 88 25 - 45



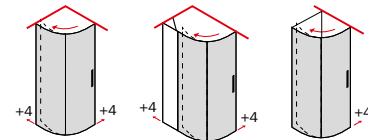
158



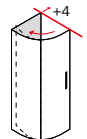
cod. **L**
B105... 20 - 40 cm

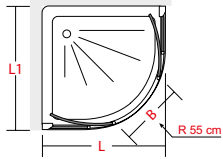


cod. **L** **B**
B187... 77 - 91 cm 50 - 54

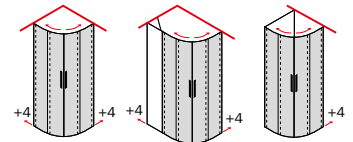


cod. **L1**
B105... 67 - 101 cm

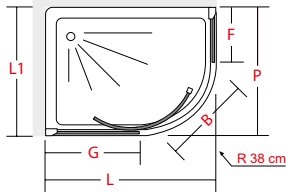
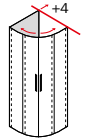




cod. **L** **B**
B187... 77 - 101 cm 41,5 - 54,5



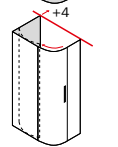
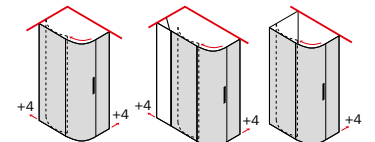
cod. **L1**
B105... 67 - 101 cm



cod. **L** **P** **B** **G** **F**
B187... 87 - 101 cm 67 - 81 43 - 47 50 - 60 30 - 40



cod. **L1**
B105... 67 - 101 cm



160_

NEW CLAIRE

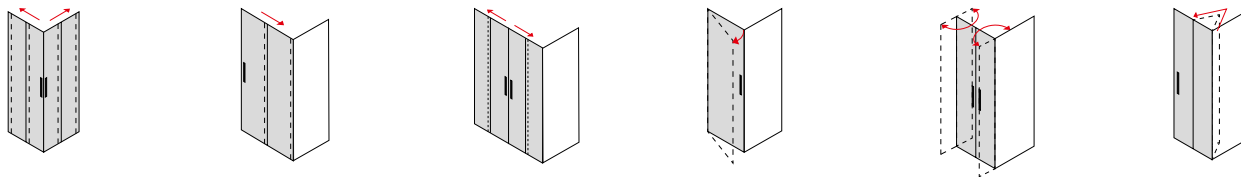
design Studio INDA



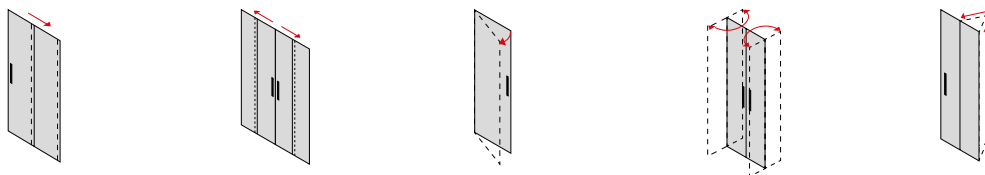




Angolare - Corner - Angular - Accès d'angle - Hoekinstap - Ecke



Nicchia - Niche - Nicho - Niche - Nis - Nische

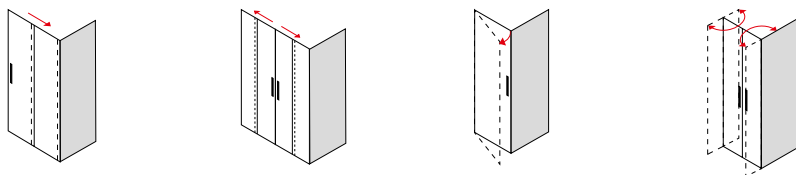


Semitonda - Quadrant - Mitad redonda - Demi-ronde - Kwartronde - Halbrund

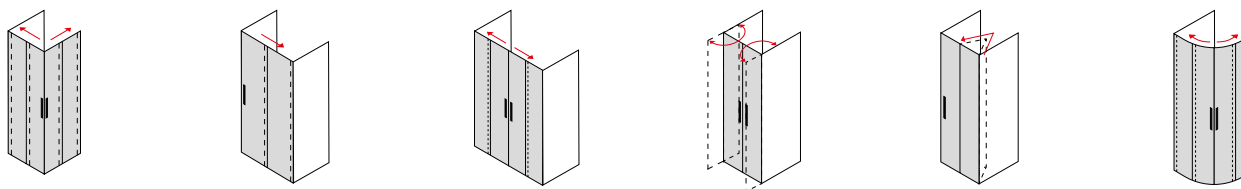


162_

Parete fissa - Fixed panel - Pared fija - Paroi fixe - Vaste wand - Feste Wand




Tre lati - Three sides - Tres lados - Trois côtés - Driezijdig - Dreisaitig





AA
 Silver anodizzato naturale opaco
 Natural mat anodized silver
 Anodizado plata natural mate
 Silver anodisé naturel mat
 Natuurlijk geannodiseerd mat zilver
 Silberfarben eloxiert, matt



WZ
 Bianco verniciato RAL 9010
 White painted RAL 9010
 Blanco pintado RAL 9010
 Blanc verni RAL 9010
 Wit gespoten RAL 9010
 Weiß Lackiert RAL 9010



AN
 Tipo cromato anodizzato naturale lucido
 Natural polished anodized chrome type
 Anodizado cromo natural brillante
 Type chromé anodisé naturel brillant
 Natuurlijk geannodiseerd glanzed chroom
 Verchromt eloxiert, Hochglanz



01
 Trasparente
 Transparent
 Transparent
 Transparente
 Transparent
 Klarglas



30
 Stampato
 Clear print
 Granulado
 Granité
 Helder bedrukt
 Struktur



73
 Trasparente con fascia serigrafata
 Transparent with silk screen printed
 band
 Transparente con frente serigrafiado
 Transparent avec bande sérigraphiée
 Transparant met geserigrafeerde strip
 Klarglas mit Siebgedruckt Band

Maniglia - Handle - Tirador - Poignée - Greep - Griff



16 cm



16 cm



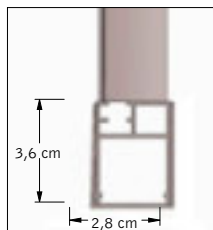
CR
Cromato
Chrome-plated
Cromado
Chromé
Verchromd
Verchromt

164_





Reversibilità. Tutti gli articoli possono essere installati in modo reversibile.
 Reversibility. All articles of this range have reversible installation.
 Reversibilidad. Todos los artículos se pueden instalar de manera reversible.
 Réversibilité. Tous les articles peuvent être installés de façon réversible.
 Omkeerbaarheid. Alle artikelen uit deze serie zijn omkeerbaar.
 Reversibel. Alle produkte können reversibel installiert werden.



Profilo a muro. Profilo a muro da 2,8 cm per angoli dal B5610 al B5618.

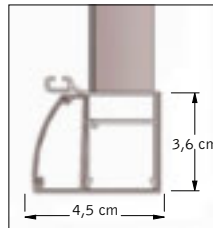
Wall standing profile. Wall standing profile size 2,8 cm for corners from B5610 to B5618.

Perfil a muro de 2,8 cm para ángulo del B5610 al B5618.

Profilé mural de 2,8 cm pour angles de B5610 à B5618.

Muurprofiel met een dikte van 2,8 cm voor hoeken van B5610 tot en met B5618.

Wandprofil von 2,8 cm für Ecken von B5610 bis B5618.



Profilo a muro. Profilo a muro da 4,5 cm per angoli dal B5610 al B5618.

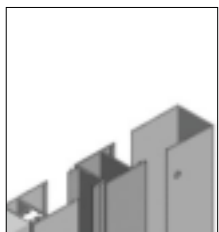
Wall standing profile. Wall standing profile size 4,5 cm for corners from B5610 to B5618.

Perfil a muro de 4,5 cm para ángulo del B5610 al B5618.

Profilé mural de 4,5 cm pour angles de B5610 à B5618.

Muurprofiel met een dikte van 4,5 cm voor hoeken van B5610 tot en met B5618.

Wandprofil von 4,5 cm für Ecken von B5610 bis B5618.



Profilo aggiuntivo per aumento dell'estensibilità. L'estensibilità standard può essere incrementata di 3 cm.

Extra profile to increase extensibility. The standard extensibility can be increased by 3 cm.

Perfil adicional para aumentar la extensibilidad. La extensibilidad estándar se puede incrementar en 3 cm.

Profilé d'extensibilité. L'extensibilité standard peut être augmentée de 3 cm.

Additioneel profiel. Extra profiel om het standaard aanpassingsvermogen te vergroten met 3 cm.

Das Standardmaß Anpassungsfähigkeit kann bis zu 3 cm vergrößert werden.

166_ **NEW CLAIRE**







168 NEW CLAIRE

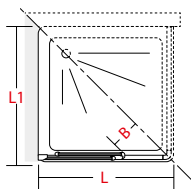




170_ NEW CLAIRE

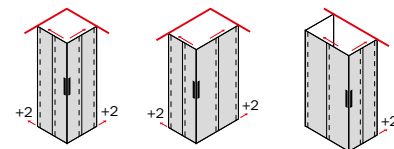






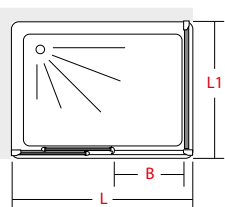
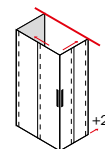
cod.
B561...

L 67 - 119 cm
B 17 - 27



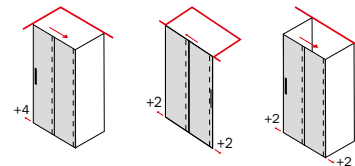
cod.
B565...

L1 67 - 99 cm




cod.
B563...

L 97 - 171 cm
B 38 - 73

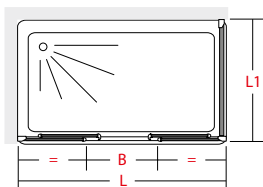


cod.
B565...

L1 67 - 99 cm

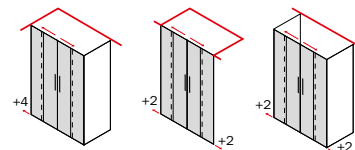


172



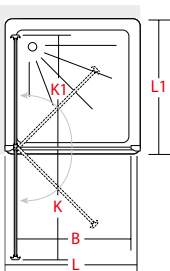

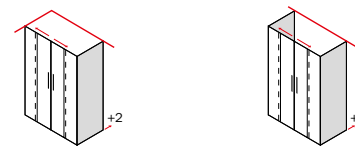
cod.
B563...

L 137 - 181 cm
B 54 - 72



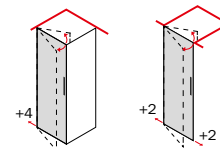
cod.
B565...

L1 67 - 99 cm



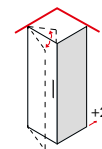
cod.
B564...

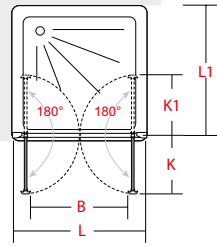
L 67 - 101 cm
B 55 - 85
K 53 - 83



cod.
B565...

L1 67 - 99 cm



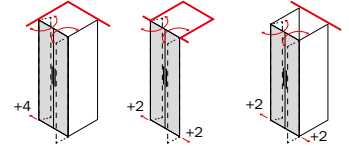


cod.
B566...

L
67 - 111 cm

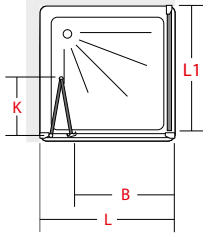

B
55 - 95

K
24 - 44



cod.
B565...

L1
67 - 99 cm

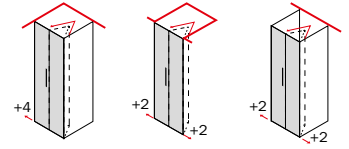


cod.
B562...

L
67 - 111 cm

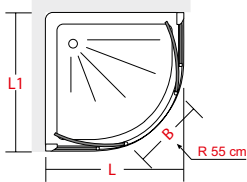

B
41 - 68

K
33 - 48



cod.
B565...

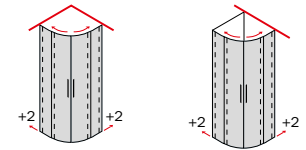
L1
67 - 99 cm



cod.
B567...

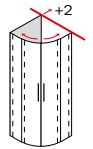
L
77 - 99 cm

B
38 - 41



cod.
B565...

L1
67 - 99 cm



174_ **JOLLY**
design Studio INDA

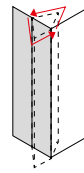
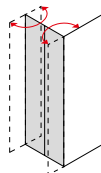
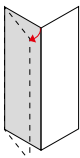
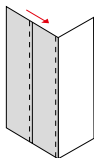





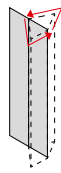
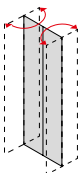
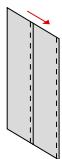
_175




Angolare - Corner - Angular - Accès d'angle - Hoekinstap - Ecke



Nicchia - Niche - Nicho - Niche - Nis - Nische

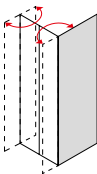
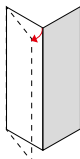
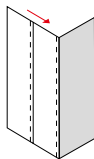


Semitonda - Quadrant - Mitad redonda - Demi-ronde - Kwartronde - Halbrund

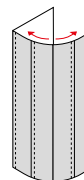
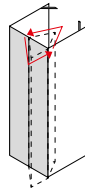
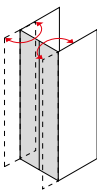
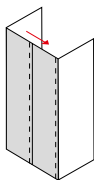
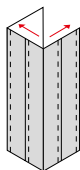


176_

Parete fissa - Fixed panel - Pared fija - Paroi fixe - Vaste wand - Feste Wand




Tre lati - Three sides - Tres lados - Trois côtés - Dreiseitig vaste wand - Dreisaitig





TT

Tipo titanico anodizzato naturale lucido
Natural polished anodized titanium bype.
Tipo titanio anodizado natural brillante
Type titanium anodisé naturel brillant
Natuurlijk geannodiseerd glanzed titanium
Natuurlijk geannodiseerd mat zilver




WZ

Bianco verniciato RAL 9010
White painted RAL 9010
Blanco pintado RAL 9010
Blanc verni RAL 9010
Wit gespoten RAL 9010
Weiß Lackiert RAL 9010



01

Trasparente
Transparent
Transparent
Transparente
Transparent
Klarglas



57

Serigrafato
Silk screen printed
Serigrafiado
Sérigraphie
Geserigrafeerd
Siebgedruckt



30

Stampato
Clear print
Granulado
Granité
Helder bedrukt
Struktur



TT
Tipo titanico
anodizzato naturale
lucido
Natural polished
anodized titanium
bype
Tipo titanio anodizado
natural brillante
Type titanium anodisé
naturel brillant
Natuurlijk
geanodiseerd glanzed
titanium
Natuurlijk
geanodiseerd mat
zilver

WZ
Bianco verniciato RAL
9010
White painted RAL
9010
Blanco pintado RAL
9010
Blanc verni RAL 9010
Wit gespoten RAL 9010
Weiß Lackiert RAL
9010





Apertura antipánico. Porta soffietto con apertura interna. In caso di necessità è possibile l'apertura della porta verso l'esterno.

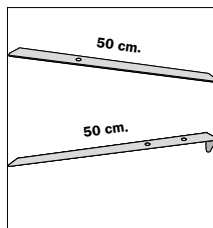
Anti-panic opening. Inward opening folding door. In case of necessary it is possible to open the door outward.

Abertura antipánico. Para la puerta de fuelle.

Abertura interior y exterior.

Ouverture antipanique. Prévue pour la porte pliante. Ouverture intérieure et extérieure.

Veiligheidsvoorziening. In geval van nood kunnen de deuren ook naar buiten toe geopend worden. Sicherheitseinrichtung. Nach innen öffnende Falttür. Falls notwendig, kann die Tür nach außen geöffnet werden.



Coppia di staffe di rinforzo da utilizzare solo per composizioni a 3 lati.

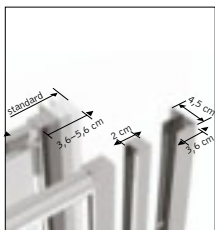
Set of reinforcement brackets to be used only for 3 sides compositions.

Soportes de refuerzo para utilizar para composiciones con 3 lados.

Couple de bras de renfort à utiliser pour composition en "U".

Set verstevigingsbeugels alleen gebruikt voor samenstellingen met 3 kanten.

Verstärkungsbügel Rechts und Links nur für 3 Seiten Kompositionen.



Profilo aggiuntivo per aumento dell'estensibilità. L'estensibilità standard può essere incrementata di 3 cm.

Extra profile to increase extensibility. The standard extensibility can be increased by 3 cm.

Perfil adicional para aumentar la extensibilidad. La extensibilidad estándar se puede incrementar en 3 cm.

Profilé d'extensibilité. L'extensibilité standard peut être augmentée de 3 cm.

Additioneel profiel. Extra profiel om het standaard aanpassingsvermogen te vergroten met 3 cm.

Das Standardmaß Anpassungsfähigkeit kann bis zu 3 cm vergrößert werden.



180_ **JOLLY**

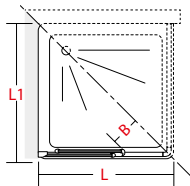
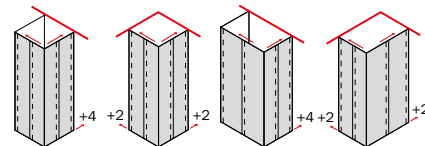
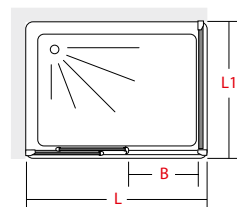
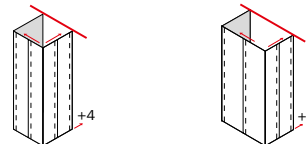
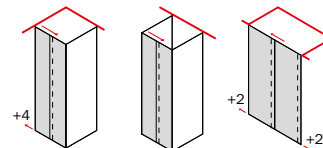
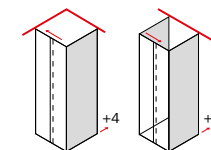




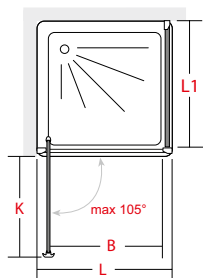
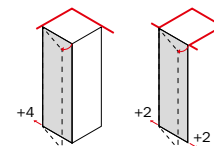
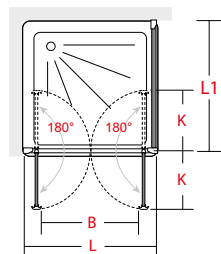
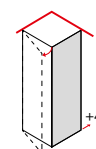
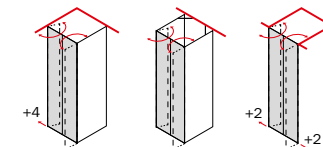
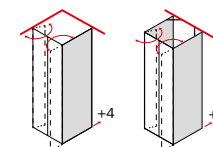
182_ **JOLLY**

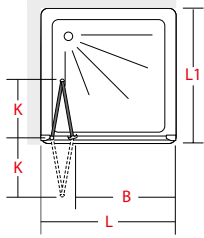




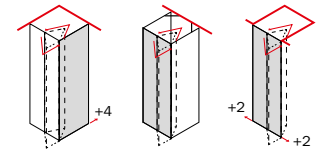
**cod.****B500...****L**
67 - 99 cm**B**
17,5 - 28**cod.****B505...****L1**
67 - 91 cm**cod.****B503...****L**
97 - 141 cm**B**
38 - 58**cod.****B505...****L1**
67 - 91 cm

184

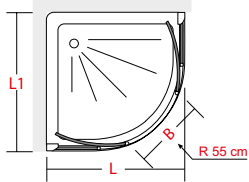
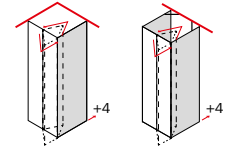
**cod.****B504...****L**
67 - 91 cm**B**
55 - 75**K**
56 - 76**cod.****B505...****L1**
67 - 91 cm**cod.****B506...****L**
72 - 101 cm**B**
59 - 84**K**
29 - 42**cod.****B505...****L1**
67 - 91 cm



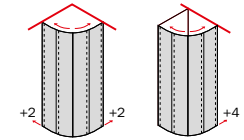
cod. **L** **B** **K**
B502... 67 - 101 cm 45 - 75 32 - 44



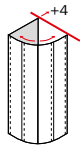
cod. **L1**
B505... 67 - 91 cm



cod. **L** **B**
B507... 77 - 89 cm 38 - 51



cod. **L1**
B505... 67 - 91 cm



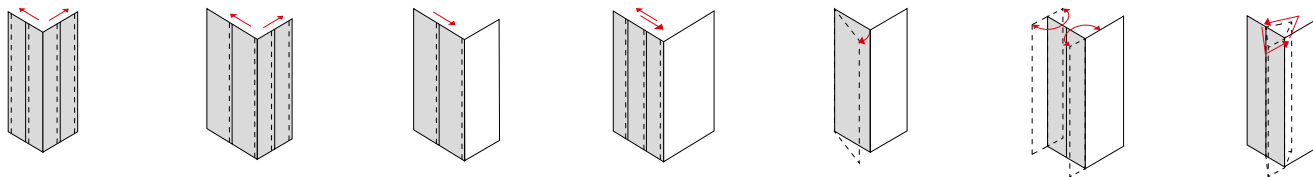
186_ **RAPID**
design Studio INDA



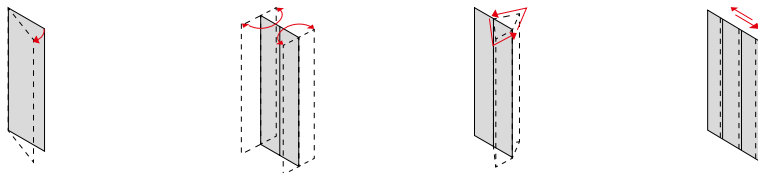




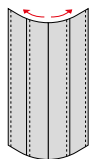
Angolare - Corner - Angular - Accès d'angle - Hoekinstap - Ecke



Nicchia - Niche - Nicho - Niche - Nis - Nische

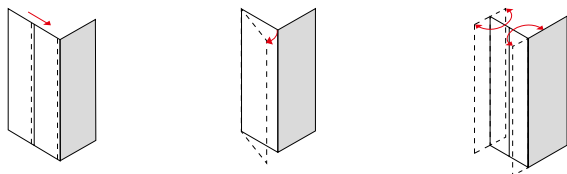


Semitonda - Quadrant - Mitad redonda - Demi-ronde - Kwartronde - Halbrund

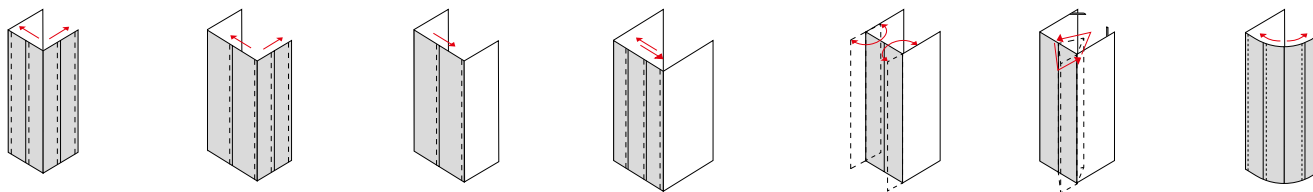


188

Parete fissa - Fixed panel - Pared fija - Paroi fixe - Vaste wand - Feste Wand




Tre lati - Three sides - Tres lados - Trois côtés - Dreiseitig vaste wand - Dreisaitig





TT

Tipo titanico anodizzato naturale lucido
Natural polished anodized titanium bype
Tipo titanio anodizado natural brillante
Type titanium anodisé naturel brillant
Natuurlijk geannodiseerd glanzed titanium
Natuurlijk geannodiseerd mat zilver



WZ

Bianco verniciato RAL 9010
White painted RAL 9010
Blanco pintado RAL 9010
Blanc verni RAL 9010
Wit gespoten RAL 9010
Weiß Lackiert RAL 9010



AA

Silver anodizzato naturale opaco
Natural mat anodized silver
Anodizado plata natural mate
Silver anodisé naturel mat
Natuurlijk geannodiseerd mat zilver
Silberfarben eloxiert, matt



01

Trasparente
Transparent
Transparent
Transparente
Transparent
Klarglas



30

Stampato
Clear print
Granulado
Granité
Helder bedrukt
Struktur

190_ **RAPID**



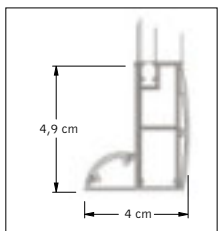
PLUS



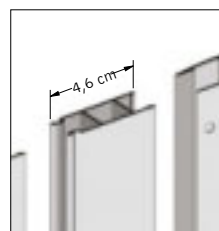
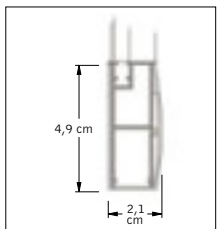
Reversibilità. Tutti gli articoli possono essere installati in modo reversibile.
Reversibility. All articles of this range have reversible installation.
Reversibilidad. Todos los artículos se pueden instalar de manera reversible.
Réversibilité. Tous les articles peuvent être installés de façon réversible.
Omkeerbaarheid. Alle artikelen uit deze serie zijn omkeerbaar.
Reversibel. Alle produkte können reversibel installiert werden.



Chiusura magnetica. Adottata per tutti gli articoli di gamma, assicura la massima tenuta all'acqua.
Magnetic closure. Standard on all articles of this range, ensures a maximum water resistance.
Cierre magnético. En todos los artículos de la gama, garantiza lo máxima estanqueidad.
Fermeture magnétique. Adoptée pour tous les articles, assure la maximale étanchéité.
Magnetische sluiting. Een perfecte waterdichte deur dankzij de magnetische sluiting.
Magnetveschluss. Wird für alle Artikeln gebraucht und versichert die grösste Dichtigkeit.



Profilo a muro. Profilo da 2,1 cm: solo per semitonda e angoli con porte scorrevoli.
Wall standing profile. Profile 2,1 cm: only for quadrant and corner with sliding doors.
Perfil de pared. Perfil de pared 2,1 cm: sólo para semicircular y rincón con puertas correderas.
Profilé mural. Profilé mural 2,1 cm: seulement pour demi-ronde et angle avec portes coulissantes.
Muurprofiel. Profiel met een dikte van 2,1cm alleen maar voor kwartromdes en voor hoekopstellingen met schuifdeuren.
Wandprofil. Wandprofil 2,1 cm: nur für Halbrund und Ecke mit Schiebetüren.



Profilo aggiuntivo per aumento dell'estensibilità. L'estensibilità standard può essere incrementata di 4 cm.
Extra profile to increase extensibility. The standard extensibility can be increased by 4 cm.
Perfil adicional para aumentar la extensibilidad. La extensibilidad estándar se puede incrementar en 4 cm.
Profilé d'extensibilité. L'extensibilité standard peut être augmentée de 4 cm.
Additioneel profiel. Extra profiel om het standaard aanpassingsvermogen te vergroten met 4 cm.
Das Standardmaß Anpassungsfähigkeit kann bis zu 4 cm vergrößert werden.

192_ **RAPID**





194_ **RAPID**

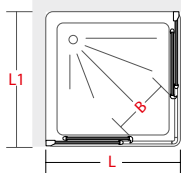




196_ **RAPID**



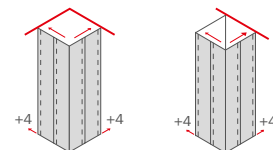




cod.
B341...

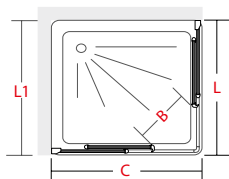
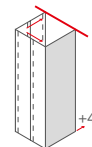
L
66 - 90 cm

B
36 - 50



cod.
B345...

L1
68 - 90 cm

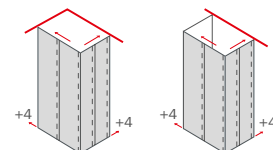


cod.
B341...

L
66 - 74 cm

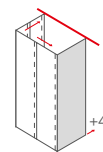
C
86 - 90

B
43 - 45

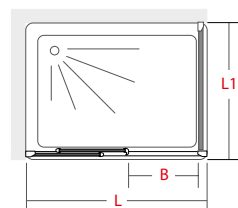


cod.
B345...

L1
68 - 90 cm



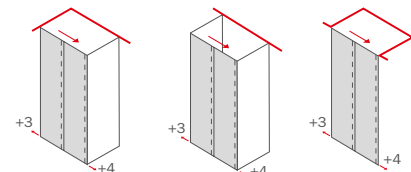
198



cod.
B343...

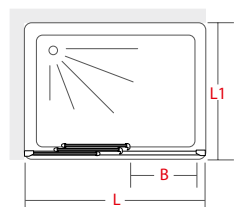
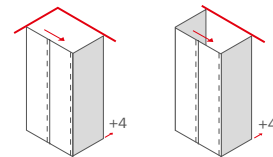
L
113 - 173 cm

B
49 - 72



cod.
B345...

L1
68 - 90 cm



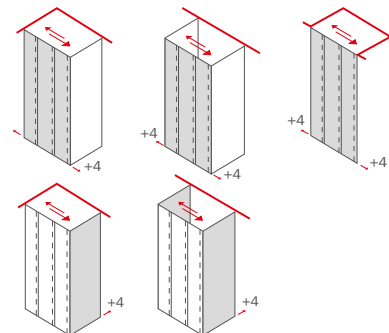
cod.
B343...

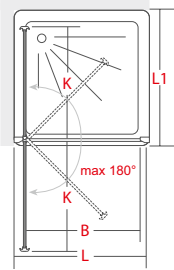
L
77 - 121 cm

B
38 - 60

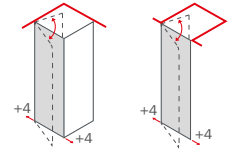
cod.
B345...

L1
68 - 90 cm

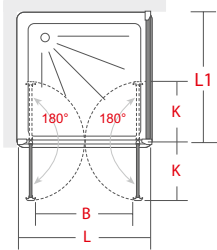
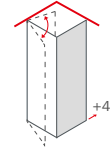




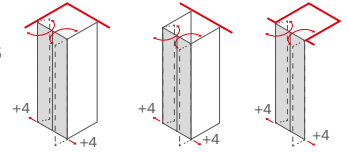
cod. **L** **B** **K**
B344... 68 - 94 cm 55 - 73 55 - 73



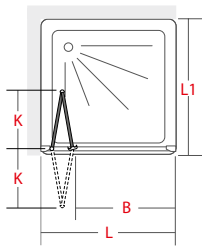
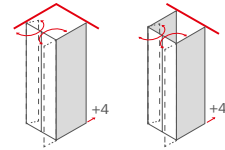
cod. **L1**
B345... 68 - 90 cm



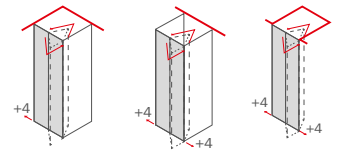
cod. **L** **B** **K**
B346... 68 - 94 cm 53 - 71 27 - 36



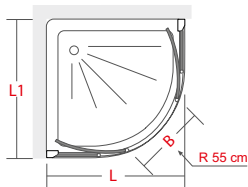
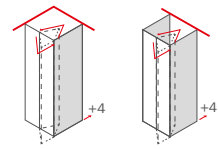
cod. **L1**
B345... 68 - 90 cm



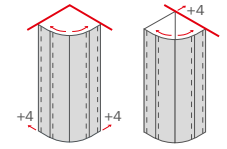
cod. **L** **B** **K**
B342... 68 - 103 cm 38 - 65 29 - 43



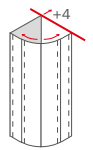
cod. **L1**
B345... 68 - 90 cm



cod. **L** **B**
B347... 76 - 90 cm 47 - 60



cod. **L1**
B345... 68 - 90 cm



200_ **SOPRAVASCA**

Bathscreens
Mamparas de bañera
Écrans de baignoire
Badschermen
Wannenaufsatz





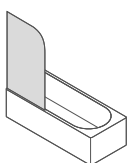
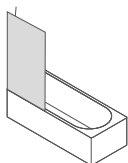
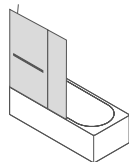
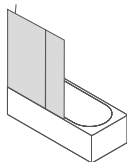
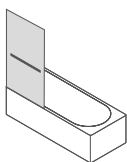
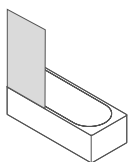
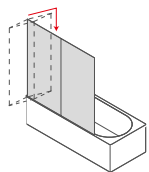
H140

6mm

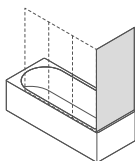
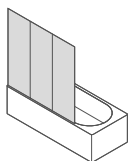
REV

REV

Sopravasca - Barhscreens - Mamparas de bañera - Écrans de baignoire - Badewannenaufsatz - Badewannenaufsatz




202_





AN

Tipo cromato anodizzato naturale lucido
Natural polished anodized chrome type
Anodizado cromo natural brillante
Type chromé anodisé naturel brillant
Natuurlijk geannodiseerd glanzend chroom
Verchromt eloxiert, Hochglanz




WZ

Bianco verniciato RAL 9010
White painted RAL 9010
Blanco pintado RAL 9010
Blanc verni RAL 9010
Wit gespoten RAL 9010
Weiß Lackiert RAL 9010



AA

Silver anodizzato naturale opaco
Natural mat anodized silver
Anodizado plata natural mate
Silver anodisé naturel mat
Natuurlijk geannodiseerd mat zilver
Silberfarben eloxiert, matt




01

Trasparente
Transparent
Transparent
Transparente
Transparent
Klarglas



51

Righe



80

Ice

204_ **SOPRAVASCA**





Sistema di snodo a Camme. Per il sollevamento dell'anta facilita il contatto col bordo della vasca evitando la fuoriuscita dell'acqua.

Camme system. For the panel facilitates the contact with the rim of the tub avoiding water leakage.

Sistema Camme. Que hace subir la hoja facilita el contacto con el borde de la bañera evitando los escapes de agua.

Came système. Pour le soulèvement du panneau facilite le contact avec le bord de la baignoire évitant les fuites d'eau.

De badschermen zijn 180° draaibaar. De draaibaarheid van de schermen vergemakkelijkt het schoonmaken.

Die untere Dichtung, die mit einem Gelenksystem kombiniert ist erleichtert die Auflage auf dem Wannenrand und verhindert Wasserauslauf.



Sopravasca Sim. Il movimento di apertura e chiusura delle ante è agevolato tramite cerniere dotate di sistema di sollevamento Camme.

Bathscreens Sim. Hinges with "Camme" lifting system guarantees a smooth

Mamparas de bañera Sim. Apertura mediante sistemas integrados Camme. Apertura total de las puertas tanto hacia el interior como hacia el exterior.

Écrans de baignoire Sim. Ouverture grâce à une articulation à Came intégrée. Ouverture totale des portes aussi bien à l'intérieure que à l'extérieure.

Badschermen Sim. Opening d.m.v. geïntegreerde Camme systemen Totale.

Badewannenaufsatz Sim. Öffnung erfolgt durch integriertes Camme-System. Totale Türöffnung nach innen als auch nach Aussen möglich.

206_ **SOPRAVASCA**





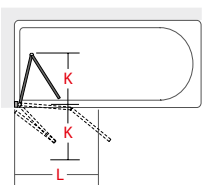
208_ **SOPRAVASCA**





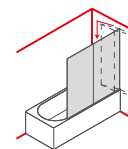
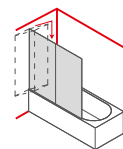
H140

6mm

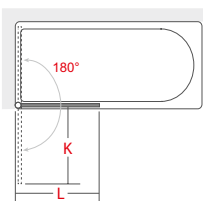


cod.
BPL0...

L 100 - 140 cm **K** 52,5 - 72,5

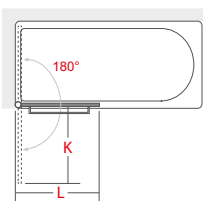
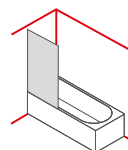


210



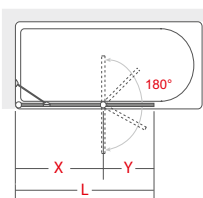
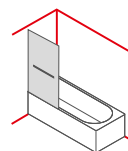
cod.
BML0...

L 80 cm **K** 76



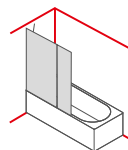
cod.
BML1...

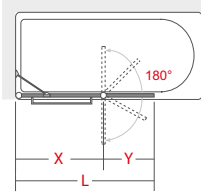
L 80 cm **K** 76



cod.
BDL0...

L 100 cm **X** 60 **Y** 40





cod.

BDL14...

L

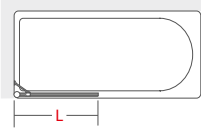

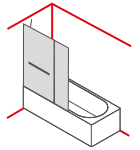
100 cm

X

60

Y

40

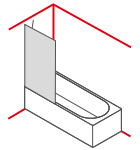


cod.

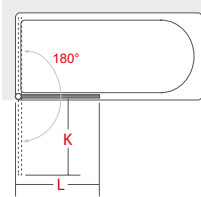
BFL02...

L

80 cm



_211



cod.

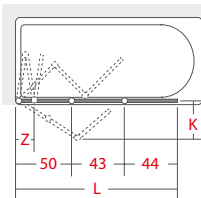

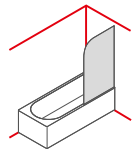
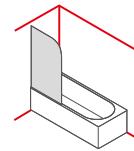
BMR02...

L

80 cm

K

76



cod.

BVPO...

L

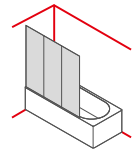
140 cm


K

64

Z

10





cod.
BVF0...

L
68 - 82 cm



212_ **SOPRAVASCA**



214_ **PIATTI DOCCIA**

Shower trays
Plato de ducha
Receveurs de douche
Duschwannen
Douchebakken





WZ
Bianco
White
Blanco
Blanc
Wit
Weiß



NE
Nero
Black
Negro
Noir
Zwart
Schwarz

216_



SA
Sabbia
Sand
Arena
Sable
Zandkleur
Sand



AT
Artic



TO
Tortora



GR
Grigio
Grey
Gris
Grijs
Gris
Gris
Grau

STONEFIT diventa sinonimo di "su misura".

Il nome stesso del prodotto è l'unione dei termini STONE per indicare le caratteristiche di resistenza e di sensazione tattile, e del suffisso FIT (letteralmente, "su misura") per indicare la possibilità di poter contare su un prodotto sartoriale grazie alla scelta della misura al centimetro. Il taglio del piatto può essere eseguito sia in larghezza che in lunghezza: la natura di questo materiale permette di tagliarlo e plasmarlo come si desidera.

Inda lascia libera espressione creativa al cliente. La possibilità di richiedere forme specifiche, inoltre, garantisce la soluzione ottimale in tutte le circostanze: ostacoli e colonne sono ora facilmente superabili grazie alla possibilità di sagomare i piatti tramite l'uso di specifici utensili (tipo "flex").

STONEFIT becomes a synonym of "made to measure".

The very name of the product is the sum of the term STONE, to indicate the characteristics of resistance and tactile sensation, and the suffix FIT (literally, "made to measure"), to indicate a tailored product thanks to the comfortable option of choosing the measure to the nearest centimetre. The cut of the tray can be executed both in width and in length: the nature of this material allows it to be cut and shaped to your liking.

Inda gives the customer room for free creative expression. Furthermore, the option of requesting specific forms, provides the best solution in all circumstances: obstacles and columns are now easily overcome thanks to the possibility to shape the trays through the use of specific tools ("flex" type)

STONEFIT es sinónimo de "a medida".

El mismo nombre del producto es la unión de los términos STONE para indicar las características de resistencia y sensación táctil, y el sufijo FIT (literalmente, "a medida") para indicar la posibilidad de poder contar con un producto ajustado gracias a opción de medida al centímetro. El corte del plato se puede realizar tanto en anchura como en longitud: la naturaleza de este material permite cortarlo y darle la forma que se desea.

Inda deja libre la expresión creativa al cliente. La posibilidad de requerir formas específicas, garantiza la solución óptima en todas las circunstancias: obstáculos y las columnas son ahora fáciles de superar gracias a la posibilidad de modelar el plato mediante el uso de herramientas específicas (como "flex").

STONEFIT devient synonyme de "sur-mesure".

Le nom même du produit est l'union du terme Stone qui indique les caractéristiques de résistance et de sensation tactile, et du suffixe FIT (littéralement, "sur-mesure") pour indiquer la possibilité de pouvoir compter sur un produit de haute couture grâce au choix de ses dimensions au centimètre près. La découpe du receveur peut être exécutée aussi bien dans le sens de la largeur que dans celui de la longueur: la nature de ce matériau permettant de le découper et de le modeler comme on le désire. Inda laisse libre expression créative à ses clients.

La possibilité de demander des formes particulières, en outre, garantit la solution optimale dans toutes les circonstances: obstacles et colonnes sont désormais facilement surmontables grâce à la possibilité de "travailler" les receveurs au moyen d'outils spécifiques (type "flex").

STONEFIT wordt een synoniem voor "op maat".

De naam van het product wordt gevormd door de samenkomst van het begrip Stone, dat het typische gevoel benadrukt, en het begrip FIT (letterlijk "op maat"), dat aangeeft dat u kunt rekenen op een op maat gemaakt, dankzij de mogelijkheid om de maat tot op de centimeter te kiezen. De douchetub kan in de lengte en in de breedte worden gesneden: het typische materiaal maakt het mogelijk om het geheel naar wens te snijden en vorm te geven. Met Inda kan de klant zijn creativiteit de loop laten. De mogelijkheid om specifieke vormen aan te vragen, zorgt ervoor dat in elke situatie de optimale oplossing wordt gevonden: obstakels en pilaren zijn niet langer een hindernis aangezien de douchetubs met specifieke gereedschappen ("flex") kunnen worden aangepast.

STONEFIT wird zum Synonym für "Maßarbeit", was schon der Produktname besagt: Er ist eine Kombination aus dem Begriff STONE, der die Widerstandskraft und die taktilen Empfindungen zum Ausdruck bringt, und der Endung FIT (wörtlich „passend“), die auf ein zentimetergenau maßgeschneidertes Produkt hinweist. Die Wanne kann sowohl in der Breite, als auch in der Länge auf Maß geschnitten werden, weil der Werkstoff so beschaffen ist, dass er sich nach Wunsch trennen und gestalten lässt. Inda lässt der Kreativität des Kunden freien Lauf.

Die Erhältlichkeit von Sonderformen garantiert außerdem für alle Situationen eine optimale Lösung: Hindernisse und Säulen lassen sich nun leicht überwinden, da die Möglichkeit besteht, die Wannen mit Spezialwerkzeug (einer Art Flex) zu formen.



Taglio ad hoc in larghezza. L'Ufficio Clienti potrà dare conferma della fattibilità dell'articolo richiesto.

Cutting specific for width. The Customers Office will be able to give confirmation on the feasibility of the article requested.

Corte AdHoc en anchura, Servicio al cliente puede dar confirmación de la disponibilidad del artículo solicitado.

Coupe spécifique pour la largeur. Le bureau clients pourra donner la confirmation de la faisabilité de l'article demandé.

Cutting ad hoc (specifiek) voor de breedte. Klantendienst bevestigt daarop de eventuele mogelijkheid tot realisatie van gevraagde product.

Schneid spezifisch für Breite. Der Innendienst bestätigt daraufhin die eventuelle Möglichkeit der Fertigung des gewünschten Artikels.



Taglio ad hoc in lunghezza, compreso nel prezzo.

Cutting specific for length, included in the price.

Corte AdHoc en longitud, incluido en el precio.

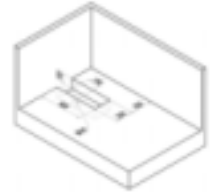
Coupe spécifique pour la longueur, inclus dans le prix.

Cutting ad hoc (specifiek) voor de lengte, in de prijs inbegrepen.

Schneid spezifisch für Länge, im Preis inbegriffen.



cod. **A** **B** **C**
BPS3679... 80 - 180 cm 70 cm 3 cm




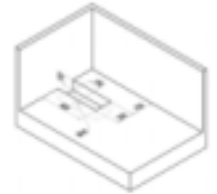
cod. **A** **B** **C**
BPS3689... 80 - 180 cm 80 cm 3 cm



218_



cod. **A** **B** **C**
BPS3699... 90 - 180 cm 90 cm 3 cm



cod. **A** **B** **C**
BRV3670... 100 cm 70 cm 1,2 cm





CR Cromato
Chrome-plated
Cromado
Chromé
Verchromd
Verchromt

QS Cromato / specchio
Chrome-plated / Mirror
Cromado / Espejo
Chromé / Miroir
Verchromd / Spiegel
Verchromt / Spiegel

AN Cromato anodizzato naturale lucido
Natural polished anodized chrome
Cromo anodizado natural brillante
Chromé anodisé naturel brillant
Natuurlijk glanzed geanodiseerd
chrom
Verchromt eloxiert, Natur, Hochglanz

220_

AK Silver e cromato
Silver and chrome
Plata y tipo cromo
Silver mat et type chromé
Zilver en glanzed chrom
Silber und Chrom

CP Cromato e plexiglass
Chrome-plated and plexiglass
Cromado y plexiglass
Chromé et plexiglas
Verchromd en plexiglas
Verchromt und Plexiglas

DM Cromato e legno finto moro
Chrome-plated and dark oak
Cromado y madera teñida marón
Chromé et bois teinte foncé
Verchromd en donker hout
Verchromt und dunkel Holz

TT Titanio anodizzato naturale
lucido
Natural polished anodized
titanium
Titanio anodizado natural
brillante
Titanium anodisé naturel brillant
Natuurlijk geannodiseerd
glanzed titanium
Verchromt eloxiert, Hochglanz

WZ Bianco verniciato RAL 9016
White painted RAL 9016
Blanco pintado RAL 9016
Blanc verni RAL 9016
Wit gespoten RAL 9016
Weisses Lackiert RAL 9016

AA Silver anodizzato naturale opaco
Natural mat anodized silver
Anodizado plata natural mate
Silver anodisé naturel mat
Natuurlijk geannodiseerd mat
zilver
Silberfarben eloxiert, mat

01 | Trasparente
Transparent
Transparent
Transparente
Transparent
Klarglas

14 | Grigio
Gray
Gris
Gris
Grijs
Grau

51 | Righe
Righe
Righe
Righe
Righe
Righe

90 | Specchio
Mirror
Espejo
Miroir
Spiegel
Spiegel

30 | Stampato
Clear print
Granulado
Granité
Helder bedrukt
Struktur

57 | Serigrafato
Silk screen printed
Serigrafiado
Sérigraphie
Geserigrafeerd
Siebgedruckt

_221


80 | Ice
Ice
Ice
Ice
Ice
Ice

51 | Righe
Righe
Righe
Righe
Righe
Righe

73 | Trasparente con fascia serigrafata
Transparent with silk screen
printed ban
Transparente con frente serigrafado
Transparent avec bande serigraphée
Transparent met geserigrafeerde
strip
Karglas mit Siebgedruckt Band

Stampa digitale su vetro / Digital printing on glass / Impresión digital sobre vidrio / Impression digitale sur verre / Digitale bedrukking op glas / Digitale bedruckung des glases

DT | Seventies



DU | Flowers



DW | Forest



222_

La nuova tecnologia di stampa digitale su vetro è una tecnica avanzata che permette di stampare, su lastre in vetro temperato, immagini e fotografie, disegni e scritte ricevute tramite un supporto digitale. Si tratta di una stampa ad alta definizione e in quadricromia: il getto d'inchiostro ceramico a 4 colori in un'unica applicazione garantisce un'ottima risoluzione dell'immagine sulla superficie del vetro e la massima durata nel tempo, ricreando infinite sfumature. In particolare la stampa digitale consiste nell'utilizzo di speciali vernici ceramiche che, vetrificando durante il processo di tempra, garantiscono inalterata, nel tempo, la qualità dell'immagine impressa sul vetro. The new technologies of digital printing on glass include advanced techniques that make it possible to print images and photographs, designs and writing from digital supports onto sheets of tempered glass. Moreover, the printing is high-definition and in a four-colour process: the 4-colour ceramic ink-jet in a single application guarantees excellent resolution of the image on the glass surface as well as maximum duration over time, recreating infinite shades. In particular, digital printing consists of using special ceramic paints that, once vitrified during the tempering process, guarantee that the quality of the image impressed on the glass will remain unaltered over time. tal es una técnica avanzada que permite imprimir sobre hojas de vidrio templado, imágenes y fotografías, dibujos y escritos recibidos a través de un medio digital. Se trata de una impresión cuatricromática de alta definición: la aplicación de tinta cerámica de 4 colores de forma simultanea proporciona una excelente resolución de las imágenes sobre el vidrio, recreando infinitos matices y obteniendo un producto mas duradero. En particular, la impresión digital consiste en el uso de barnices cerámicos especiales que, vitrificados durante el proceso de templado, garantizan en el tiempo, una i calidad inalterable de la imagen impresa en el vidrio.

La nouvelle technologie d'impression digitale est une technique avancée qui permet d'imprimer, sur des panneaux en verre trempé, des images et des photos, des dessins et des inscriptions transmis sur un support digital. Il s'agit d'une impression en haute définition et en quadrichromie: le jet d'encre céramique à 4 couleurs garantit, en une seule et unique application, une résolution optimale de l'image sur la surface du verre et une tenue maximale dans le temps, recréant une infinité de teintes. L'impression digitale consiste en l'utilisation de vernis céramiques spéciaux qui, en se vitrifiant durant la phase de trempage, garantissent l'inaltérabilité dans le temps de la qualité de l'image imprimée sur le verre.

De nieuwe digitale druktechnologie op glas is een geavanceerde techniek waarmee afbeeldingen en foto's, tekeningen en tekst op een digitale drager kan worden gedrukt op platen van gehard glas. Dit is een 4-kleurige hoge definitie druktechniek waarbij een straal keramische inkt in 4 kleuren in een enkele applicatie een uitstekende resolutie van de afbeelding op het glazen oppervlak n een maximale duurzaamheid waarborgt terwijl oneindig veel nuances kunnen worden gecreëerd.

Die neue Technik des Digitaldrucks auf Glas ist ein modernes Verfahren für das Bedrucken von Hartglasplatten mit Bildern, Fotos, Zeichnungen oder Beschriftungen, die auf digitalen Medien vorliegen. Es handelt sich um einen hochauflösenden Vierfarbdruck: der vierfarbige Glastintenstrahl garantiert schon nach einmaliger Aufbringung eine ausgezeichnete Auflösung des mit unzähligen Nuancen ausgestatteten Bildes auf der Glasfläche sowie eine äußerst lange Lebensdauer. Beim Digitaldruck werden spezielle Keramiklacke verwendet, die beim Härten verglasen und für lange Zeit die unveränderte Qualität des auf das Glas gedruckten Bildes sicherstellen.

Legenda simboli / Symbol key / Leyenda símbolos
Leyenda símbolos / Verklaring symbolen / Zeichenerklärung



Altezza
Height
Altura
Hauteur
Hoogte
Höhe



Spessore del vetro
Glas thickness
Espesor vidrio
Espaisseur verre
Glasdikte
Glasstärke



Anta sganciabile
Detachable door
Puerta desmontable
Porte décrochable
Uitneembare deur
Aushängbare Türen



Soft-closing



Installazione reversibile
Reversible installation
Instalación reversible
Installation réversible
Omkeerbaare Installatie
Reversible installation



Installazione non reversibile
Not reversible installation
Instalación no reversible
Installation non réversible
Niet omkeerbaare Installatie
Niet reversible installation

Inda si riserva, a proprio insindacabile giudizio, di apportare modifiche anche senza preavviso, allo scopo di migliorare la produzione.

Inda reserves the right to modify the products without advance notice to improve production.

Inda se reserva el derecho de realizar, sin previo aviso, las modificaciones que considere convenientes para mejorar el producto.

Inda se réserve le droit, à tout moment et à son jugement sans appel, d'apporter des modifications sans préavis, afin d'améliorer la production.

Inda behoudt zich het recht voor te allen tijde en zonder voorafgaande kennisgeving wijzigingen aan te brengen, om het produkt te verbeteren.

Technische Änderungen zwecks Weiterentwicklung oder Verbesserung der Produkte vorbehalten.

INDA srl
Single shareholder
Subject to the Management and
Coordination of Samo Industries S.r.l.

Operational Headquarters
Via dell'Industria, 41
I-24040 Pagazzano (BG)
tel. +39 0363 38061
fax. +39 0363 070035
Administration +39 0363 740103

Bathroom Furniture
Via Postumia Ovest, 72
I-31050 Olmi di San Biagio di Callalta (TV)
tel. +39 0422 7928
fax. +39 0422 899688

www.inda.net
info@inda.net

P.Iva: IT03868760962
Registro Imprese MI: 03868760962
Numero REA: MI - 1973214
Capitale Sociale: Euro 300.000,00 i.v.



 **inda**[®]
bathroom interiors

